



Officials: Bill Covington, Jr., Kipp Kissinger, James Breeding

Florida St. - 56

Record: 17-3 (7-2)

NO.	Name	F	Min	FG	3P	FT	Rebounds			Fouls		TP	AS	TO	ST	Blocks		+/-
				M-A	M-A	M-A	OR	DR	TOT	PF	FD					BS	BA	
1	RaiQuan Gray	F	15:54	3-4	2-2	0-0	0	3	3	4	2	8	1	2	0	0	1	-3
10	Malik Osborne	F	24:39	2-7	0-2	1-1	1	3	4	2	3	5	0	0	1	2	1	2
3	Trent Forrest	G	30:41	1-4	0-1	2-2	2	1	3	3	3	4	3	1	3	1	1	-4
23	M.J. Walker	G	31:03	3-10	1-2	0-0	0	0	0	1	3	7	2	0	1	1	0	-8
24	Devin Vassell	G	34:22	7-15	3-8	0-0	0	6	6	2	0	17	2	0	2	0	0	-5
15	Dominik Olejniczak		06:28	1-3	0-0	0-0	0	0	0	0	0	2	0	1	0	0	0	-1
2	Anthony Polite		21:52	1-4	0-2	2-4	2	1	3	3	2	4	1	0	1	0	0	-4
5	Balsa Koprivica		13:47	1-3	0-0	0-2	0	1	1	2	1	2	0	1	1	0	1	-1
31	Wyatt Wilkes		11:55	2-4	1-3	0-0	0	0	0	3	0	5	0	2	0	0	0	0
0	RayQuan Evans		09:19	0-0	0-0	2-2	0	2	2	0	1	2	0	0	0	1	0	-1
Team							0	1	1			0		0				
Totals				21-54	7-20	7-11	5	18	23	20	15	56	9	7	9	5	4	-5

Shooting By Period		
1 st FG%	10-24	41.7%
3PT%	4-11	36.4%
FT%	4-6	66.7%
2 nd FG%	11-30	36.7%
3PT%	3-9	33.3%
FT%	3-5	60%
GM FG%	21-54	38.9%
3PT%	7-20	35.0%
FT%	7-11	63.6%

Dead Ball Rebounds: 2, 0

Technical Fouls: Koprivica 2nd 7:04

Virginia - 61

Record: 14-6 (6-4)

NO.	Name	F	Min	FG	3P	FT	Rebounds			Fouls		TP	AS	TO	ST	Blocks		+/-
				M-A	M-A	M-A	OR	DR	TOT	PF	FD					BS	BA	
25	Mamadi Diakite	F	37:20	6-10	3-3	4-4	2	7	9	3	4	19	1	2	0	1	0	0
0	Kihei Clark	G	37:43	4-12	0-4	7-7	1	3	4	1	3	15	4	4	1	0	1	2
2	Braxton Key	G	37:54	4-9	0-0	5-7	0	9	9	1	6	13	1	3	0	1	3	11
13	Casey Morsell	G	21:26	1-2	0-0	1-1	0	1	1	2	2	3	0	1	0	0	0	-3
53	Tomas Woldetensae	G	28:22	2-4	2-4	2-2	0	1	1	3	1	8	3	4	0	0	0	5
30	Jay Huff		25:47	1-2	0-1	1-2	1	5	6	4	3	3	2	0	0	2	0	10
12	Chase Coleman		04:09	0-1	0-0	0-0	0	1	1	1	0	0	0	2	0	0	1	3
22	Francisco Caffaro		07:19	0-1	0-0	0-0	0	2	2	0	0	0	0	0	0	0	0	-3
Team							2	1	3			0		1				
Totals				18-41	5-12	20-23	6	30	36	15	19	61	11	17	1	4	5	5

Shooting By Period		
1 st FG%	9-22	40.9%
3PT%	3-7	42.9%
FT%	6-7	85.7%
2 nd FG%	9-19	47.4%
3PT%	2-5	40.0%
FT%	14-16	87.5%
GM FG%	18-41	43.9%
3PT%	5-12	41.7%
FT%	20-23	87.0%

Dead Ball Rebounds: 2, 0

Technical Fouls: NONE

	FSU	UVA
Biggest lead	8 (1 st 17:56)	5 (2 nd 16:33)
Best Scoring Run	8 (1 st 17:56)	8 (2 nd 16:33)
Lead Changes	7	
Times Tied	11	
Time with Lead	26:12	07:14

	FSU	UVA
Points from		
Turnovers	9	10
Paint	20	24
Second Chance	10	8
Fast Breaks	9	6
Bench	15	3

	Period by Period Scoring		
	1st	2nd	TOT
FSU	28	28	56
UVA	27	34	61



Period 1

Quarter Starters:

UVA	0 Clark K	2 Key B	13 Morsell C	25 Diakite M	53 Woldetensae T
FSU	1 Gray R	3 Forrest T	10 Osborne M	23 Walker M	24 Vassell D

Game Time	UVA	Score	Diff	FSU
20:00	25 DIAKITE M jumpball won			10 OSBORNE M jumpball lost
19:45	2 KEY B 2pt FG in the paint, layup blocked			
19:45				10 OSBORNE M block (1)
19:43				defensive rebound (1)
19:26		0-3	-3	24 VASELL D 3pt FG , jump shot made (3)
19:26				1 GRAY R assist (1)
18:57	25 DIAKITE M 2pt FG outside the paint, jump shot missed			
18:55				1 GRAY R defensive rebound (1)
18:43	13 MORSELL C foul personal (1 - 1)			23 WALKER M foul drawn (1)
18:38		0-6	-6	1 GRAY R 3pt FG , jump shot made (3)
18:38				3 FORREST T assist (1)
18:16	0 CLARK K 2pt FG outside the paint, missed			
18:13				10 OSBORNE M defensive rebound (1)
17:56		0-8	-8	10 OSBORNE M 2pt FG outside the paint, jump shot made (2)
17:37	2 KEY B 2pt FG outside the paint, jump shot missed			
17:34				24 VASELL D defensive rebound (1)
17:32				10 OSBORNE M substitution out
17:32				15 OLEJNICZAK D substitution in
17:32	13 MORSELL C substitution out			
17:32	30 HUFF J substitution in			
17:27				1 GRAY R turnover bad pass (1)
17:08	53 WOLDETENSAE T turnover lost ball (1)			
16:56	0 CLARK K steal (1)			3 FORREST T turnover lost ball (1)
16:40	2 KEY B 2pt FG in the paint, layup made (2)	2-8	-6	
16:40	53 WOLDETENSAE T assist (1)			
16:31				15 OLEJNICZAK D 2pt FG in the paint, layup missed
16:27	25 DIAKITE M defensive rebound (1)			
16:21	0 CLARK K turnover lost ball (1)			
16:01				15 OLEJNICZAK D turnover bad pass (1)
15:59	Timeout media			
15:44	30 HUFF J foul drawn (1)			1 GRAY R foul shooting (1 - 1)
15:44	30 HUFF J free throw 1 - 2 made (1)	3-8	-5	
15:44	30 HUFF J free throw 2 - 2 missed			
15:42				24 VASELL D defensive rebound (2)
15:20				15 OLEJNICZAK D 2pt FG in the paint, missed
15:17	25 DIAKITE M defensive rebound (2)			
15:13	53 WOLDETENSAE T 3pt FG , missed			
15:10				24 VASELL D defensive rebound (3)
14:53		3-11	-8	1 GRAY R 3pt FG , jump shot made (6)
14:53				24 VASELL D assist (1)
14:38	53 WOLDETENSAE T turnover bad pass (2)			23 WALKER M steal (1)
14:33	53 WOLDETENSAE T foul personal (1 - 2)			23 WALKER M foul drawn (2)
14:33	53 WOLDETENSAE T substitution out			



Official Basketball Play by Play - First Half
Florida St. at Virginia
 01/29/20 John Paul Jones Arena, Charlottesville, Va.
 Virginia vs. Florida State

Game Time: 12:00 AM
Game Duration: 2:10
Attendance: 13,869

Officials: Bill Covington, Jr., Kipp Kissinger, James Breeding

Game Time	UVA	Score	Diff	FSU
14:33	13 MORSELL C substitution in			
14:33				15 OLEJNICZAK D substitution out
14:33				24 VASSELL D substitution out
14:33				2 POLITE A substitution in
14:33				5 KOPRIVICA B substitution in
14:18				2 POLITE A 2pt FG in the paint, jump shot missed
14:14	30 HUFF J defensive rebound (1)			
13:50	25 DIAKITE M 2pt FG in the paint, layup made (2)	5-11	-6	
13:35				23 WALKER M 2pt FG outside the paint, jump shot missed
13:32	2 KEY B defensive rebound (1)			
13:24				23 WALKER M substitution out
13:24				31 WILKES W substitution in
13:24				1 GRAY R substitution out
13:24				24 VASSELL D substitution in
13:06	0 CLARK K turnover lost ball (2)			5 KOPRIVICA B steal (1)
12:58	30 HUFF J foul personal (1 - 3)			3 FORREST T foul drawn (1)
12:58	30 HUFF J substitution out			
12:58	22 CAFFARO F substitution in			
12:58	0 CLARK K substitution out			
12:58	12 COLEMAN C substitution in			
12:58				3 FORREST T substitution out
12:58				0 EVANS R substitution in
12:44	25 DIAKITE M foul drawn (1)			31 WILKES W foul offensive (1 - 2)
12:44				31 WILKES W turnover offensive (1)
12:30	12 COLEMAN C turnover bad pass (1)			
12:30	25 DIAKITE M substitution out			
12:30	53 WOLDETENSAE T substitution in			
12:17				31 WILKES W 3pt FG , jump shot missed
12:13	12 COLEMAN C defensive rebound (1)			
11:59	53 WOLDETENSAE T 3pt FG , jump shot made (3)	8-11	-3	
11:59	2 KEY B assist (1)			
11:29				24 VASSELL D 3pt FG , jump shot missed
11:26	13 MORSELL C defensive rebound (1)			
11:16	12 COLEMAN C 2pt FG in the paint, layup blocked			
11:16				0 EVANS R block (1)
11:10				24 VASSELL D defensive rebound (4)
11:00				24 VASSELL D 2pt FG outside the paint, missed
10:57	22 CAFFARO F defensive rebound (1)			
10:46	12 COLEMAN C turnover bad pass (2)			2 POLITE A steal (1)
10:41	12 COLEMAN C foul shooting (1 - 4)			2 POLITE A foul drawn (1)
10:41	Timeout media			
10:41	2 KEY B substitution out			
10:41	12 COLEMAN C substitution out			
10:41	0 CLARK K substitution in			
10:41	25 DIAKITE M substitution in			
10:41				5 KOPRIVICA B substitution out
10:41				10 OSBORNE M substitution in
10:41				2 POLITE A free throw fast break 1 - 2 missed
10:41				offensive dead ball rebound (1)



Official Basketball Play by Play - First Half
Florida St. at Virginia
 01/29/20 John Paul Jones Arena, Charlottesville, Va.
 Virginia vs. Florida State

Game Time: 12:00 AM
Game Duration: 2:10
Attendance: 13,869

Officials: Bill Covington, Jr., Kipp Kissinger, James Breeding

Game Time	UVA	Score	Diff	FSU
10:41		8-12	-4	2 POLITE A free throw fast break 2 - 2 made (1)
10:23	25 DIAKITE M 2pt FG outside the paint, missed			
10:19				0 EVANS R defensive rebound (1)
09:56		8-14	-6	24 VASSELL D 2pt FG outside the paint, made (5)
09:26	53 WOLDETENSAE T turnover lost ball (3)			24 VASSELL D steal (1)
09:14	22 CAFFARO F substitution out			
09:14	2 KEY B substitution in			
09:14				0 EVANS R substitution out
09:14				2 POLITE A substitution out
09:14				31 WILKES W substitution out
09:14				1 GRAY R substitution in
09:14				3 FORREST T substitution in
09:14				23 WALKER M substitution in
09:14	25 DIAKITE M foul personal (1 - 5)			10 OSBORNE M foul drawn (1)
09:07				24 VASSELL D 3pt FG , jump shot missed
09:03	53 WOLDETENSAE T defensive rebound (1)			
08:50	53 WOLDETENSAE T 3pt FG , jump shot made (6)	11-14	-3	
08:50	0 CLARK K assist (1)			
08:38	2 KEY B foul drawn (1)			1 GRAY R foul offensive (2 - 3)
08:38				1 GRAY R turnover offensive (2)
08:38				1 GRAY R substitution out
08:38				31 WILKES W substitution in
08:27	13 MORSELL C 2pt FG in the paint, layup made (2)	13-14	-1	
08:27	13 MORSELL C foul drawn (1)			10 OSBORNE M foul shooting (1 - 4)
08:27	13 MORSELL C free throw 1 - 1 made (3)	14-14	0	
08:02				10 OSBORNE M 3pt FG , jump shot missed
07:59	2 KEY B defensive rebound (2)			
07:38	2 KEY B 2pt FG in the paint, layup blocked			
07:38				23 WALKER M block (1)
07:33				24 VASSELL D defensive rebound (5)
07:23	53 WOLDETENSAE T foul personal (2 - 6)			10 OSBORNE M foul drawn (2)
07:23	Timeout media			
07:23	53 WOLDETENSAE T substitution out			
07:23	30 HUFF J substitution in			
07:04		14-16	-2	23 WALKER M 2pt FG outside the paint, made (2)
06:41	25 DIAKITE M 2pt FG in the paint, jump shot missed			
06:38	25 DIAKITE M offensive rebound (3)			
06:37	jump ball situation			
06:37	25 DIAKITE M turnover lost ball (1)			10 OSBORNE M steal (1)
06:30	25 DIAKITE M foul drawn (2)			31 WILKES W foul offensive (2 - 5)
06:30				31 WILKES W turnover offensive (2)
06:11	25 DIAKITE M foul drawn (3)			31 WILKES W foul shooting (3 - 6)
06:11	25 DIAKITE M free throw 1 - 2 made (3)	15-16	-1	
06:11				31 WILKES W substitution out
06:11				15 OLEJNICZAK D substitution in
06:11	25 DIAKITE M free throw 2 - 2 made (4)	16-16	0	
05:54				10 OSBORNE M 3pt FG , jump shot missed
05:51	25 DIAKITE M defensive rebound (4)			
05:35	13 MORSELL C turnover travel (1)			



Officials: Bill Covington, Jr., Kipp Kissinger, James Breeding

Game Time	UVA	Score	Diff	FSU
05:22				23 WALKER M 2pt FG outside the paint, missed
05:18	0 CLARK K defensive rebound (1)			
05:07	0 CLARK K 2pt FG in the paint, made (2)	18-16	2	
04:45				23 WALKER M 3pt FG , jump shot missed
04:42	defensive rebound (13)			
04:32	2 KEY B turnover lost ball (1)			3 FORREST T steal (1)
04:27		18-18	0	24 VASSELL D 2pt FG fast break in the paint, layup made (7)
04:27				3 FORREST T assist (2)
04:17	2 KEY B 2pt FG in the paint, layup missed			
04:13				10 OSBORNE M defensive rebound (2)
04:06		18-21	-3	24 VASSELL D 3pt FG , jump shot made (10)
04:06				3 FORREST T assist (3)
03:46	25 DIAKITE M 3pt FG , jump shot made (7)	21-21	0	
03:46	30 HUFF J assist (1)			
03:16		21-23	-2	15 OLEJNICZAK D 2pt FG in the paint, made (2)
02:48	2 KEY B 2pt FG in the paint, dunk, made (4)	23-23	0	
02:48	30 HUFF J assist (2)			
02:42	Timeout media			
02:42				3 FORREST T substitution out
02:42				15 OLEJNICZAK D substitution out
02:42				24 VASSELL D substitution out
02:42				0 EVANS R substitution in
02:42				2 POLITE A substitution in
02:42				5 KOPRIVICA B substitution in
02:25		23-25	-2	5 KOPRIVICA B 2pt FG in the paint, dunk, made (2)
02:25				23 WALKER M assist (1)
02:03	2 KEY B 2pt FG in the paint, layup made (6)	25-25	0	
02:03	0 CLARK K assist (2)			
01:52	13 MORSELL C foul personal (2 - 7)			2 POLITE A foul drawn (2)
01:52		25-26	-1	2 POLITE A 1&1 free throw 1 made (2)
01:52	13 MORSELL C substitution out			
01:52	12 COLEMAN C substitution in			
01:52				2 POLITE A 1&1 free throw 2 missed
01:50	25 DIAKITE M defensive rebound (5)			
01:37	30 HUFF J 3pt FG , jump shot missed			
01:33				10 OSBORNE M defensive rebound (3)
01:21				5 KOPRIVICA B 2pt FG outside the paint, missed
01:17	2 KEY B defensive rebound (3)			
00:59	0 CLARK K 3pt FG , missed			
00:56				0 EVANS R defensive rebound (2)
00:56	30 HUFF J foul personal (2 - 8)			0 EVANS R foul drawn (1)
00:56	30 HUFF J substitution out			
00:56	22 CAFFARO F substitution in			
00:56		25-27	-2	0 EVANS R 1&1 free throw 1 made (1)
00:56		25-28	-3	0 EVANS R 1&1 free throw 2 made (2)
00:34	0 CLARK K 3pt FG , jump shot missed			
00:31	0 CLARK K offensive rebound (2)			
00:12	0 CLARK K foul drawn (1)			10 OSBORNE M foul shooting (2 - 7)
00:12	0 CLARK K free throw 1 - 2 made (3)	26-28	-2	



Official Basketball Play by Play - First Half
Florida St. at Virginia
 01/29/20 John Paul Jones Arena, Charlottesville, Va.
 Virginia vs. Florida State

Game Time: 12:00 AM
Game Duration: 2:10
Attendance: 13,869

Officials: Bill Covington, Jr., Kipp Kissinger, James Breeding

Game Time	UVA	Score	Diff	FSU
00:12				10 OSBORNE M substitution out
00:12				24 VASELL D substitution in
00:12				Timeout 30 Sec
00:12	0 CLARK K free throw 2 - 2 made (4)	27-28	-1	
00:04				24 VASELL D 3pt FG , missed
00:00	22 CAFFARO F defensive rebound (2)			
END OF PERIOD				
UVA 27-28 FSU				



Florida St. at Virginia

01/29/20 John Paul Jones Arena, Charlottesville, Va.
Virginia vs. Florida State

Game Time: 12:00 AM
Game Duration: 2:10
Attendance: 13,869

Officials: Bill Covington, Jr., Kipp Kissinger, James Breeding

Florida St. - 28

NO.	Name	F	Min	FG			Rebounds			Fouls		TP	AS	TO	ST	Blocks		+/-
				M-A	3P	FT	OR	DR	TOT	PF	FD					BS	BA	
1	RaiQuan Gray	F	07:12	2-2	2-2	0-0	0	1	1	2	0	6	1	2	0	0	0	3
10	Malik Osborne	F	12:56	1-3	0-2	0-0	0	3	3	2	2	2	0	0	1	1	0	7
3	Trent Forrest	G	13:34	0-0	0-0	0-0	0	0	0	0	1	0	3	1	1	0	0	0
23	M.J. Walker	G	15:50	1-4	0-1	0-0	0	0	0	0	2	2	1	0	1	1	0	1
24	Devin Vassell	G	16:22	4-8	2-5	0-0	0	5	5	0	0	10	1	0	1	0	0	1
15	Dominik Olejniczak		06:28	1-3	0-0	0-0	0	0	0	0	0	2	0	1	0	0	0	-1
2	Anthony Polite		08:01	0-1	0-0	2-4	0	0	0	0	2	2	0	0	1	0	0	-1
5	Balsa Koprivica		06:34	1-2	0-0	0-0	0	0	0	0	0	2	0	0	1	0	0	-4
31	Wyatt Wilkes		06:37	0-1	0-1	0-0	0	0	0	3	0	0	0	2	0	0	0	-2
0	RayQuan Evans		06:26	0-0	0-0	2-2	0	2	2	0	1	2	0	0	0	1	0	1
Team							0	1	1			0		0				
Totals				10-24	4-11	4-6	0	12	12	7	8	28	6	6	6	3	0	1

Shooting By Period		
1st FG%	10-24	41.7%
3PT%	4-11	36.4%
FT%	4-6	66.7%
GM FG%	10-24	41.7%
3PT%	4-11	36.4%
FT%	4-6	66.7%

Dead Ball Rebounds: 1, 0

Technical Fouls::NONE

Virginia - 27

NO.	Name	F	Min	FG			Rebounds			Fouls		TP	AS	TO	ST	Blocks		+/-
				M-A	3P	FT	OR	DR	TOT	PF	FD					BS	BA	
25	Mamadi Diakite	F	18:11	2-5	1-1	2-2	1	4	5	1	3	7	0	1	0	0	0	-4
0	Kihei Clark	G	17:43	1-4	0-2	2-2	1	1	2	0	1	4	2	2	1	0	0	-4
2	Braxton Key	G	18:33	3-7	0-0	0-0	0	3	3	0	1	6	1	1	0	0	2	2
13	Casey Morsell	G	15:09	1-1	0-0	1-1	0	1	1	2	1	3	0	1	0	0	0	-1
53	Tomas Woldetensae	G	10:34	2-3	2-3	0-0	0	1	1	2	0	6	1	3	0	0	0	-2
30	Jay Huff		11:01	0-1	0-1	1-2	0	1	1	2	1	1	2	0	0	0	0	1
12	Chase Coleman		04:09	0-1	0-0	0-0	0	1	1	1	0	0	0	2	0	0	1	3
22	Francisco Caffaro		04:40	0-0	0-0	0-0	0	2	2	0	0	0	0	0	0	0	0	0
Team							0	1	1			0		0				
Totals				9-22	3-7	6-7	2	15	17	8	7	27	6	10	1	0	3	-1

Shooting By Period		
1st FG%	9-22	40.9%
3PT%	3-7	42.9%
FT%	6-7	85.7%
GM FG%	9-22	40.9%
3PT%	3-7	42.9%
FT%	6-7	85.7%

Dead Ball Rebounds: 0, 0

Technical Fouls::NONE

	FSU	UVA
Biggest lead	8 (1st 17:56)	2 (1st 5:07)
Best Scoring Run	8(1st 17:56)	6(1st 8:27)
Lead Changes	2	
Times Tied	6	
Time with Lead	14:54	00:40

Points from	FSU	UVA
Turnovers	3	8
Paint	6	12
Second Chance	0	2
Fast Breaks	5	0
Bench	8	1

	Period by Period Scoring	
	1st	TOT
FSU	28	28
UVA	27	27



Officials: Bill Covington, Jr., Kipp Kissinger, James Breeding

Period 2

Quarter Starters:

UVA 0 Clark K 2 Key B 25 Diakite M 30 Huff J 53 Woldetensae T
FSU 1 Gray R 3 Forrest T 10 Osborne M 23 Walker M 24 Vassell D

Game Time	UVA	Score	Diff	FSU
20:00	12 COLEMAN C substitution out			
20:00	22 CAFFARO F substitution out			
20:00	30 HUFF J substitution in			
20:00	53 WOLDETENSAE T substitution in			
20:00				0 EVANS R substitution out
20:00				2 POLITE A substitution out
20:00				5 KOPRIVICA B substitution out
20:00				1 GRAY R substitution in
20:00				3 FORREST T substitution in
20:00				10 OSBORNE M substitution in
19:37	53 WOLDETENSAE T 3pt FG , jump shot missed			
19:33				1 GRAY R defensive rebound (2)
19:10				24 VASSELL D 2pt FG outside the paint, missed
19:05				3 FORREST T offensive rebound (1)
18:51		27-30	-3	23 WALKER M 2pt FG in the paint, made (4)
18:31	53 WOLDETENSAE T turnover lost ball (4)			
18:11				10 OSBORNE M 2pt FG in the paint, missed
18:07	2 KEY B defensive rebound (4)			
17:43	25 DIAKITE M 3pt FG , jump shot made (10)	30-30	0	
17:43	53 WOLDETENSAE T assist (2)			
17:33				23 WALKER M 2pt FG in the paint, layup missed
17:29	30 HUFF J defensive rebound (2)			
17:05	25 DIAKITE M 3pt FG , jump shot made (13)	33-30	3	
17:05	53 WOLDETENSAE T assist (3)			
16:41				3 FORREST T 2pt FG outside the paint, jump shot missed
16:37	2 KEY B defensive rebound (5)			
16:33	53 WOLDETENSAE T foul drawn (1)			24 VASSELL D foul shooting (1 - 1)
16:33	53 WOLDETENSAE T free throw fast break 1 - 2 made (7)	34-30	4	
16:33	53 WOLDETENSAE T free throw fast break 2 - 2 made (8)	35-30	5	
16:19		35-32	3	1 GRAY R 2pt FG in the paint, jump shot made (8)
15:53	2 KEY B 2pt FG in the paint, blocked			
15:53				10 OSBORNE M block (2)
15:51	30 HUFF J offensive rebound (3)			
15:51	30 HUFF J foul drawn (2)			3 FORREST T foul personal (1 - 2)
15:51	Timeout media			
15:44	0 CLARK K 2pt FG in the paint, layup made (6)	37-32	5	
15:28		37-35	2	23 WALKER M 3pt FG , jump shot made (7)
15:28				24 VASSELL D assist (2)
15:04	30 HUFF J foul drawn (3)			1 GRAY R foul personal (3 - 3)
14:48	0 CLARK K 3pt FG , jump shot missed			
14:43				24 VASSELL D defensive rebound (6)
14:41				23 WALKER M 2pt FG outside the paint, missed
14:37	30 HUFF J defensive rebound (4)			



Official Basketball Play by Play - Second Half

Florida St. at Virginia

01/29/20 John Paul Jones Arena, Charlottesville, Va.
Virginia vs. Florida State

Game Time: 12:00 AM

Game Duration: 2:10

Attendance: 13,869

Officials: Bill Covington, Jr., Kipp Kissinger, James Breeding

Game Time	UVA	Score	Diff	FSU
14:17	2 KEY B foul offensive (1 - 1)			23 WALKER M foul drawn (3)
14:17	2 KEY B turnover offensive (2)			
14:17				10 OSBORNE M substitution out
14:17				5 KOPRIVICA B substitution in
13:51	30 HUFF J foul shooting (3 - 2)			5 KOPRIVICA B foul drawn (1)
13:51				5 KOPRIVICA B free throw 1 - 2 missed
13:51				offensive dead ball rebound (2)
13:51	30 HUFF J substitution out			
13:51	22 CAFFARO F substitution in			
13:51				24 VASSELL D substitution out
13:51				2 POLITE A substitution in
13:51				5 KOPRIVICA B free throw 2 - 2 missed
13:49	25 DIAKITE M defensive rebound (6)			
13:22	22 CAFFARO F 2pt FG in the paint, layup missed			
13:19				5 KOPRIVICA B defensive rebound (1)
13:14	25 DIAKITE M foul personal (2 - 3)			1 GRAY R foul drawn (1)
13:14				1 GRAY R substitution out
13:14				31 WILKES W substitution in
13:04		37-37	0	3 FORREST T 2pt FG in the paint, jump shot made (2)
12:29	0 CLARK K 3pt FG , jump shot missed			
12:26				3 FORREST T defensive rebound (2)
12:21				2 POLITE A 3pt FG , jump shot missed
12:16	25 DIAKITE M defensive rebound (7)			
12:14	2 KEY B 2pt FG fast break in the paint, layup made (8)	39-37	2	
12:14	25 DIAKITE M assist (1)			
11:51	Timeout media			
11:51	2 KEY B substitution out			
11:51	13 MORSELL C substitution in			
11:51				23 WALKER M substitution out
11:51				24 VASSELL D substitution in
11:41				24 VASSELL D 3pt FG , jump shot missed
11:37				3 FORREST T offensive rebound (3)
11:33		39-40	-1	31 WILKES W 3pt FG , made (3)
11:12	13 MORSELL C foul drawn (2)			3 FORREST T foul personal (2 - 4)
11:12	22 CAFFARO F substitution out			
11:12	2 KEY B substitution in			
11:10	Timeout 30 Sec			
11:10	Timeout media			
10:54	0 CLARK K 2pt FG in the paint, missed			
10:51				2 POLITE A defensive rebound (1)
10:34				5 KOPRIVICA B 2pt FG in the paint, layup blocked
10:34	25 DIAKITE M block (1)			
10:29	0 CLARK K defensive rebound (3)			
10:12	2 KEY B turnover lost ball (3)			3 FORREST T steal (2)
10:07	53 WOLDETENSAE T foul shooting (3 - 4)			3 FORREST T foul drawn (2)
10:07		39-41	-2	3 FORREST T free throw fast break 1 - 2 made (3)
10:07	53 WOLDETENSAE T substitution out			
10:07	30 HUFF J substitution in			
10:07		39-42	-3	3 FORREST T free throw fast break 2 - 2 made (4)



Florida St. at Virginia

01/29/20 John Paul Jones Arena, Charlottesville, Va.
Virginia vs. Florida State

Officials: Bill Covington, Jr., Kipp Kissinger, James Breeding

Game Time	UVA	Score	Diff	FSU
09:57	2 KEY B foul drawn (2)			3 FORREST T foul personal (3 - 5)
09:57				3 FORREST T substitution out
09:57				0 EVANS R substitution in
09:45	13 MORSELL C 2pt FG outside the paint, missed			
09:41	offensive rebound (26)			
09:37	25 DIAKITE M 2pt FG outside the paint, jump shot made (15)	41-42	-1	
09:37	0 CLARK K assist (3)			
09:10		41-44	-3	31 WILKES W 2pt FG in the paint, jump shot made (5)
08:51	0 CLARK K 2pt FG in the paint, made (8)	43-44	-1	
08:51	0 CLARK K foul drawn (2)			24 VASSELL D foul shooting (2 - 6)
08:51	0 CLARK K free throw 1 - 1 made (9)	44-44	0	
08:28		44-47	-3	24 VASSELL D 3pt FG , jump shot made (13)
08:28				2 POLITE A assist (1)
08:10	2 KEY B foul drawn (3)			5 KOPRIVICA B foul personal (1 - 7)
08:10				31 WILKES W substitution out
08:10				1 GRAY R substitution in
08:10	2 KEY B 1&1 free throw 1 missed			
08:08				1 GRAY R defensive rebound (3)
07:55	25 DIAKITE M foul personal (3 - 5)			1 GRAY R foul drawn (2)
07:55	Timeout media			
07:55	25 DIAKITE M substitution out			
07:55	53 WOLDETENSAE T substitution in			
07:54				24 VASSELL D 3pt FG , jump shot missed
07:51	0 CLARK K defensive rebound (4)			
07:38	0 CLARK K turnover bad pass (3)			24 VASSELL D steal (2)
07:20				1 GRAY R 2pt FG in the paint, blocked
07:20	30 HUFF J block (1)			
07:15	2 KEY B defensive rebound (6)			
07:04				5 KOPRIVICA B foul flagrant 2 technical (2 - 8)
07:04				5 KOPRIVICA B turnover offensive (1)
07:04	0 CLARK K free throw 1 - 2 made (10)	45-47	-2	
07:04	0 CLARK K free throw 2 - 2 made (11)	46-47	-1	
07:04	13 MORSELL C substitution out			
07:04	25 DIAKITE M substitution in			
07:04				0 EVANS R substitution out
07:04				5 KOPRIVICA B substitution out
07:04				3 FORREST T substitution in
07:04				23 WALKER M substitution in
06:48	25 DIAKITE M turnover travel (2)			
06:31	0 CLARK K foul personal (1 - 6)			3 FORREST T foul drawn (3)
06:30				2 POLITE A 3pt FG , jump shot missed
06:25	2 KEY B defensive rebound (7)			
06:14	0 CLARK K foul drawn (3)			1 GRAY R foul shooting (4 - 9)
06:14	0 CLARK K free throw 1 - 2 made (12)	47-47	0	
06:14	30 HUFF J substitution out			
06:14	13 MORSELL C substitution in			
06:14				1 GRAY R substitution out
06:14				10 OSBORNE M substitution in
06:14	0 CLARK K free throw 2 - 2 made (13)	48-47	1	



Florida St. at Virginia

01/29/20 John Paul Jones Arena, Charlottesville, Va.
Virginia vs. Florida State

Game Time: 12:00 AM
Game Duration: 2:10
Attendance: 13,869

Officials: Bill Covington, Jr., Kipp Kissinger, James Breeding

Game Time	UVA	Score	Diff	FSU
05:50				3 FORREST T 2pt FG in the paint, blocked
05:50	2 KEY B block (1)			
05:45	25 DIAKITE M defensive rebound (8)			
05:30	0 CLARK K 2pt FG in the paint, blocked			
05:30				3 FORREST T block (1)
05:30	offensive rebound (31)			
05:28	0 CLARK K turnover bad pass (4)			3 FORREST T steal (3)
05:22		48-49	-1	24 VASSELL D 2pt FG fast break in the paint, dunk, made (15)
05:22				23 WALKER M assist (2)
04:58	2 KEY B foul drawn (4)			23 WALKER M foul shooting (1 - 10)
04:58	2 KEY B free throw 1 - 2 missed			
04:58	offensive dead ball rebound (1)			
04:58	13 MORSELL C substitution out			
04:58	30 HUFF J substitution in			
04:58	2 KEY B free throw 2 - 2 made (9)	49-49	0	
04:43				10 OSBORNE M 2pt FG in the paint, layup blocked
04:43	30 HUFF J block (2)			
04:41				10 OSBORNE M offensive rebound (4)
04:41		49-51	-2	10 OSBORNE M 2pt FG in the paint, layup made (4)
04:41	30 HUFF J foul shooting (4 - 7)			10 OSBORNE M foul drawn (3)
04:41		49-52	-3	10 OSBORNE M free throw 1 - 1 made (5)
04:26	0 CLARK K 2pt FG in the paint, missed			
04:22	25 DIAKITE M offensive rebound (9)			
04:22	25 DIAKITE M 2pt FG in the paint, dunk, made (17)	51-52	-1	
04:05				23 WALKER M 2pt FG in the paint, missed
03:57				2 POLITE A offensive rebound (2)
03:57		51-54	-3	2 POLITE A 2pt FG in the paint, layup made (4)
03:33	2 KEY B foul drawn (5)			2 POLITE A foul shooting (1 - 11)
03:33				Timeout media
03:33	2 KEY B free throw 1 - 2 made (10)	52-54	-2	
03:33	2 KEY B free throw 2 - 2 made (11)	53-54	-1	
03:11				23 WALKER M 2pt FG in the paint, missed
03:07	30 HUFF J defensive rebound (5)			
02:37	25 DIAKITE M 2pt FG outside the paint, missed			
02:35	offensive dead ball rebound (2)			
02:35	turnover shot clock (17)			
02:13		53-56	-3	24 VASSELL D 2pt FG outside the paint, made (17)
01:50	30 HUFF J 2pt FG in the paint, alleyoop made (3)	55-56	-1	
01:50	0 CLARK K assist (4)			
01:39				Timeout 60 Sec
01:25				10 OSBORNE M 2pt FG outside the paint, missed
01:21	2 KEY B defensive rebound (8)			
01:00	0 CLARK K 2pt FG in the paint, made (15)	57-56	1	
00:35				24 VASSELL D 2pt FG outside the paint, missed
00:31	30 HUFF J defensive rebound (6)			
00:13	25 DIAKITE M foul drawn (4)			2 POLITE A foul personal (2 - 12)
00:13	25 DIAKITE M free throw 1 - 2 made (18)	58-56	2	
00:13				Timeout 30 Sec
00:13				10 OSBORNE M substitution out



Official Basketball Play by Play - Second Half

Florida St. at Virginia

01/29/20 John Paul Jones Arena, Charlottesville, Va.
Virginia vs. Florida State

Game Time: 12:00 AM

Game Duration: 2:10

Attendance: 13,869

Officials: Bill Covington, Jr., Kipp Kissinger, James Breeding

Game Time	UVA	Score	Diff	FSU
00:13				31 WILKES W substitution in
00:13	25 DIAKITE M free throw 2 - 2 made (19)	59-56	3	
00:13	Timeout 60 Sec			
00:13	30 HUFF J substitution out			
00:13	13 MORSELL C substitution in			
00:07				31 WILKES W 3pt FG , jump shot missed
00:03				2 POLITE A offensive rebound (3)
00:02				3 FORREST T 3pt FG , jump shot missed
00:00	2 KEY B defensive rebound (9)			
00:00	2 KEY B foul drawn (6)			2 POLITE A foul personal (3 - 13)
00:00	2 KEY B free throw fast break 1 - 2 made (12)	60-56	4	
00:00	2 KEY B free throw fast break 2 - 2 made (13)	61-56	5	
END OF GAME				
UVA 61-56 FSU				



Officials: Bill Covington, Jr., Kipp Kissinger, James Breeding

Florida St. - 28

NO.	Name	F	Min	FG	3P	FT	Rebounds			Fouls		TP	AS	TO	ST	Blocks		+/-
				M-A	M-A	M-A	OR	DR	TOT	PF	FD					BS	BA	
1	RaiQuan Gray	F	08:42	1-2	0-0	0-0	0	2	2	2	2	0	0	0	0	0	1	-6
10	Malik Osborne	F	11:43	1-4	0-0	1-1	1	0	1	0	1	3	0	0	0	1	1	-5
3	Trent Forrest	G	17:07	1-4	0-1	2-2	2	1	3	3	2	4	0	0	2	1	1	-4
23	M.J. Walker	G	15:13	2-6	1-1	0-0	0	0	0	1	1	5	1	0	0	0	0	-9
24	Devin Vassell	G	18:00	3-7	1-3	0-0	0	1	1	2	0	7	1	0	1	0	0	-6
5	Balsa Koprivica		07:13	0-1	0-0	0-2	0	1	1	2	1	0	0	1	0	0	1	3
2	Anthony Polite		13:51	1-3	0-2	0-0	2	1	3	3	0	2	1	0	0	0	0	-3
31	Wyatt Wilkes		05:18	2-3	1-2	0-0	0	0	0	0	0	5	0	0	0	0	0	2
0	RayQuan Evans		02:53	0-0	0-0	0-0	0	0	0	0	0	0	0	0	0	0	0	-2
Team							0	0	0			0		0				
Totals				11-30	3-9	3-5	5	6	11	13	7	28	3	1	3	2	4	-6

Shooting By Period		
2 nd FG%	11-30	36.7%
3PT%	3-9	33.3%
FT%	3-5	60%
GM FG%	11-30	36.7%
3PT%	3-9	33.3%
FT%	3-5	60.0%

Dead Ball Rebounds: 1, 0

Technical Fouls:Koprivica 2nd7:04

Virginia - 34

NO.	Name	F	Min	FG	3P	FT	Rebounds			Fouls		TP	AS	TO	ST	Blocks		+/-
				M-A	M-A	M-A	OR	DR	TOT	PF	FD					BS	BA	
25	Mamadi Diakite	F	19:09	4-5	2-2	2-2	1	3	4	2	1	12	1	1	0	1	0	4
0	Kihe Clark	G	20:00	3-8	0-2	5-5	0	2	2	1	2	11	2	2	0	0	1	6
2	Braxton Key	G	19:21	1-2	0-0	5-7	0	6	6	1	5	7	0	2	0	1	1	9
13	Casey Morsell	G	06:17	0-1	0-0	0-0	0	0	0	0	1	0	0	0	0	0	0	-2
53	Tomas Woldetensae	G	17:48	0-1	0-1	2-2	0	0	0	1	1	2	2	1	0	0	0	7
12	Chase Coleman		00:00															
30	Jay Huff		14:46	1-1	0-0	0-0	1	4	5	2	2	2	0	0	0	2	0	9
22	Francisco Caffaro		02:39	0-1	0-0	0-0	0	0	0	0	0	0	0	0	0	0	0	-3
Team							2	0	2			0		1				
Totals				9-19	2-5	14-16	4	15	19	7	12	34	5	7	0	4	2	6

Shooting By Period		
2 nd FG%	9-19	47.4%
3PT%	2-5	40.0%
FT%	14-16	87.5%
GM FG%	9-19	47.4%
3PT%	2-5	40.0%
FT%	14-16	87.5%

Dead Ball Rebounds: 2, 0

Technical Fouls::NONE

	FSU	UVA	Points from		Period by Period Scoring	
Biggest lead	3 (2 nd 18:51)	5 (2 nd 16:33)	FSU	UVA	2 nd	TOT
Best Scoring Run	5(2 nd 13:04)	8(2 nd 16:33)	6	2	FSU	28
Lead Changes	5		14	12	UVA	34
Times Tied	5		10	6		
Time with Lead	10:55	06:34	4	6		
			7	2		



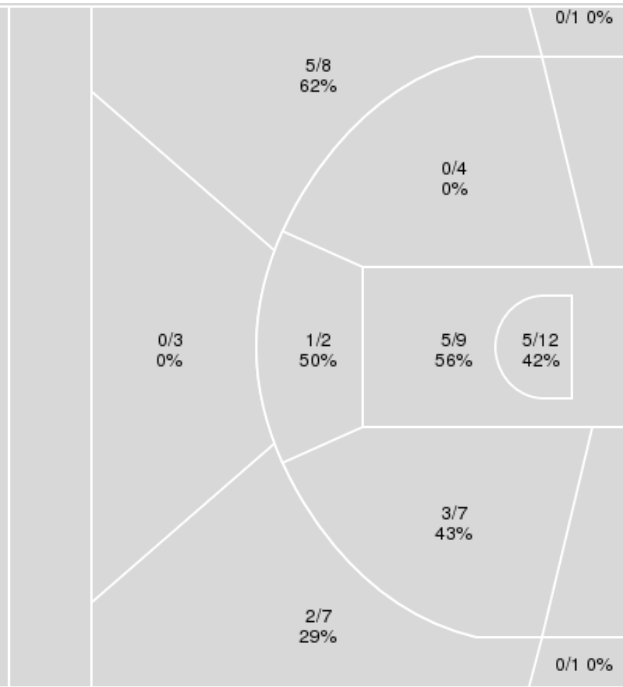
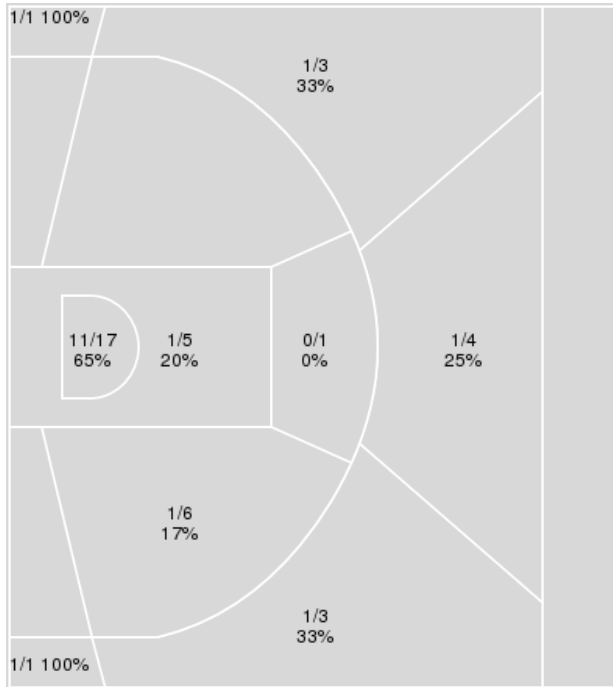
Officials: Bill Covington, Jr., Kipp Kissinger, James Breeding

{ Players => 0, 1, 2, 4, 5, 10, 11, 12, 13, 21, 22, 23, 24, 25, 30, 53; } FG
 Types => All; Results => All;

{ Players => 0, 1, 2, 3, 4, 5, 10, 11, 12, 15, 20, 23, 24, 30, 31, 33, 42,
 44; } FG Types => All; Results => All;

Virginia

Florida St.



Virginia	M/A	%
Field Goals	18/41	44
2 Points	13/29	45
3 Points	5/12	42
Free Throws	20/23	87

Florida St.	M/A	%
Field Goals	21/54	39
2 Points	14/34	41
3 Points	7/20	35
Free Throws	7/11	64



Florida St. at Virginia

01/29/20 John Paul Jones Arena, Charlottesville, Va.
Virginia vs. Florida State

Game Time: 12:00 AM
Game Duration: 2:10
Attendance: 13,869

Officials: Bill Covington, Jr., Kipp Kissinger, James Breeding

Florida St.

No	Name	Mins		Score		Points Diff		Points per Min		Assists		Rebounds		Steals		Turnovers	
		On	Off	On	Off	On	Off	On	Off	On	Off	On	Off	On	Off	On	Off
0	RayQuan Evans	09:19	30:41	13 - 14	43 - 47	-1	-4	1.40	1.40	2	7	5	18	3	6	2	5
1	RaiQuan Gray	15:54	24:06	18 - 21	38 - 40	-3	-2	1.13	1.58	4	5	11	12	2	7	5	2
2	Anthony Polite	21:52	18:08	29 - 33	27 - 28	-4	-1	1.33	1.49	3	6	12	11	6	3	2	5
3	Trent Forrest	30:41	09:19	43 - 47	13 - 14	-4	-1	1.40	1.40	7	2	18	5	6	3	5	2
5	Balsa Koprivica	13:47	26:13	17 - 18	39 - 43	-1	-4	1.23	1.49	2	7	8	15	4	5	2	5
10	Malik Osborne	24:39	15:21	41 - 39	15 - 22	2	-7	1.66	0.98	7	2	14	9	4	5	2	5
15	Dominik Olejniczak	06:28	33:32	10 - 11	46 - 50	-1	-4	1.55	1.37	3	6	3	20	2	7	3	4
23	M.J. Walker	31:03	08:57	43 - 51	13 - 10	-8	3	1.38	1.45	8	1	18	5	4	5	5	2
24	Devin Vassell	34:22	05:38	49 - 54	7 - 7	-5	0	1.43	1.24	8	1	19	4	9	0	7	0
31	Wyatt Wilkes	11:55	28:05	17 - 17	39 - 44	0	-5	1.43	1.39	1	8	7	16	5	4	2	5

Virginia

No	Name	Mins		Score		Points Diff		Points per Min		Assists		Rebounds		Steals		Turnovers	
		On	Off	On	Off	On	Off	On	Off	On	Off	On	Off	On	Off	On	Off
0	Kihei Clark	37:43	02:17	58 - 56	3 - 0	2	3	1.54	1.31	10	1	33	3	1	0	15	2
2	Braxton Key	37:54	02:06	61 - 50	0 - 6	11	-6	1.61	0.00	11	0	36	0	1	0	16	1
12	Chase Coleman	04:09	35:51	5 - 2	56 - 54	3	2	1.20	1.56	1	10	7	29	0	1	2	15
13	Casey Morsell	21:26	18:34	32 - 35	29 - 21	-3	8	1.49	1.56	6	5	18	18	0	1	10	7
22	Francisco Caffaro	07:19	32:41	7 - 10	54 - 46	-3	8	0.96	1.65	2	9	7	29	0	1	3	14
25	Mamadi Diakite	37:20	02:40	56 - 56	5 - 0	0	5	1.50	1.88	10	1	31	5	1	0	15	2
30	Jay Huff	25:47	14:13	45 - 35	16 - 21	10	-5	1.75	1.13	8	3	23	13	1	0	12	5
53	Tomas Woldetensae	28:22	11:38	41 - 36	20 - 20	5	0	1.45	1.72	7	4	25	11	1	0	12	5

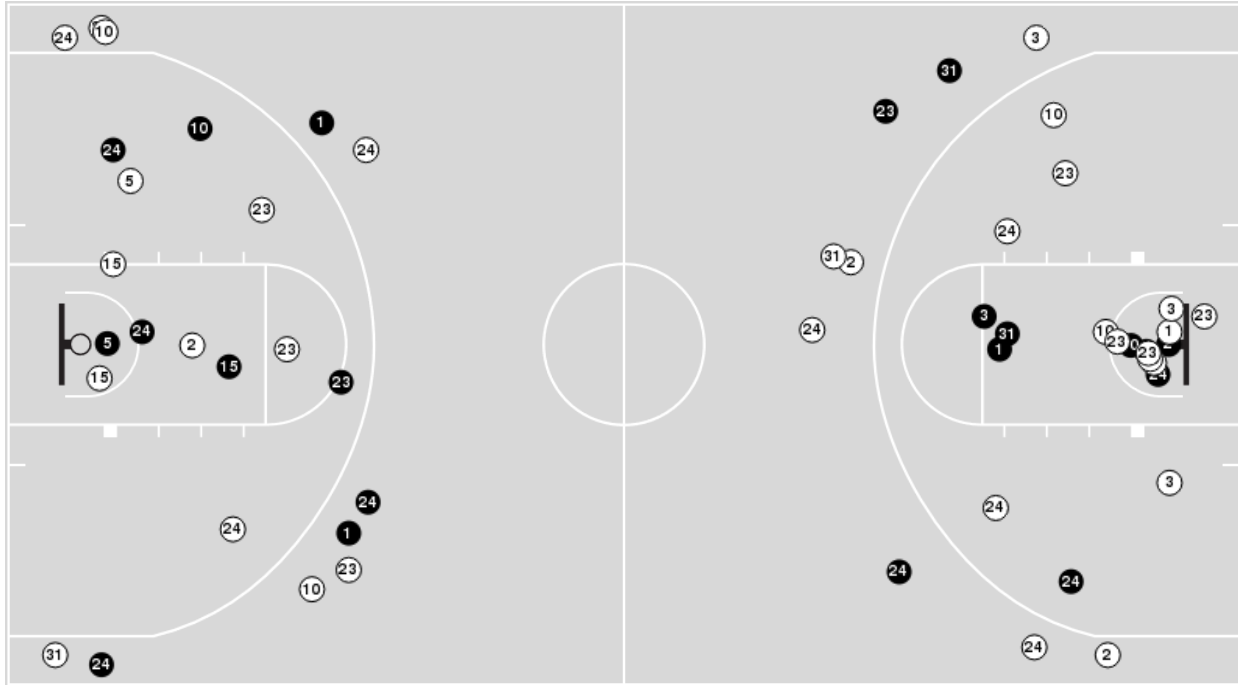


Officials: Bill Covington, Jr., Kipp Kissinger, James Breeding

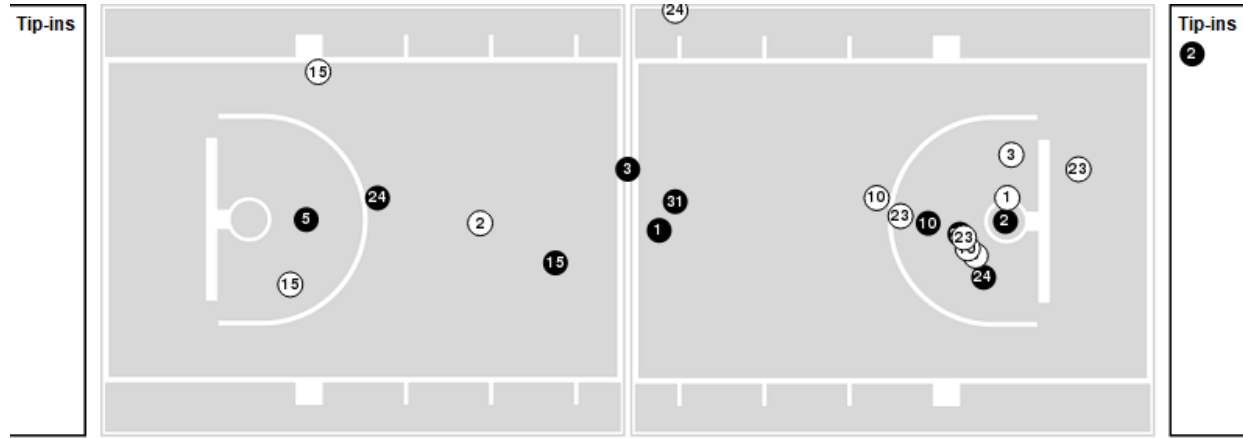
Players => 0, 1, 2, 3, 4, 5, 10, 11, 12, 15, 20, 23, 24, 30, 31, 33, 42, 44FG Types=>AllResults=>All

Florida St.

All Field Goals



Blow Up Chart



● Made ○ Missed N - Player Number

Florida St.	M/A	%
Field Goals	21/54	39
2 Points	14/34	41
3 Points	7/20	35
Free Throws	7/11	64

Florida St.	M/A	%
Points in the Paint	20 (10 / 21)	48
Fast Break Points	9 (7/8)	88
Second Chance Points	10 (5/6)	83
Effective FG%	45	

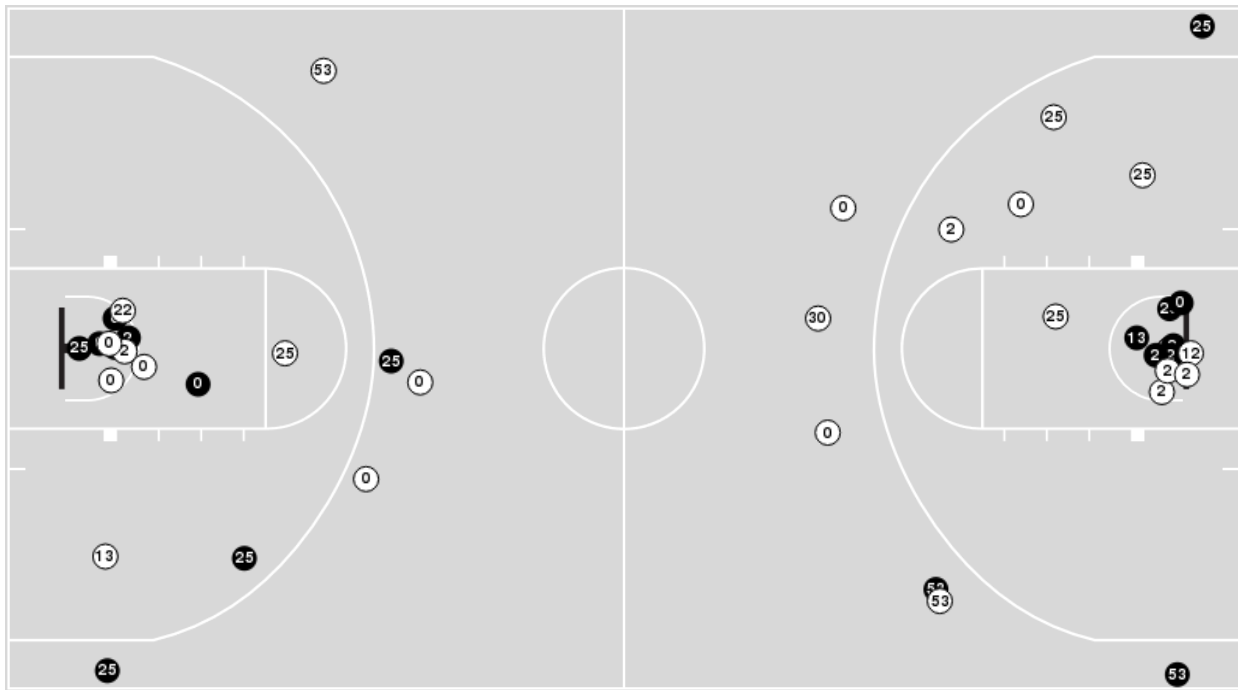


Officials: Bill Covington, Jr., Kipp Kissinger, James Breeding

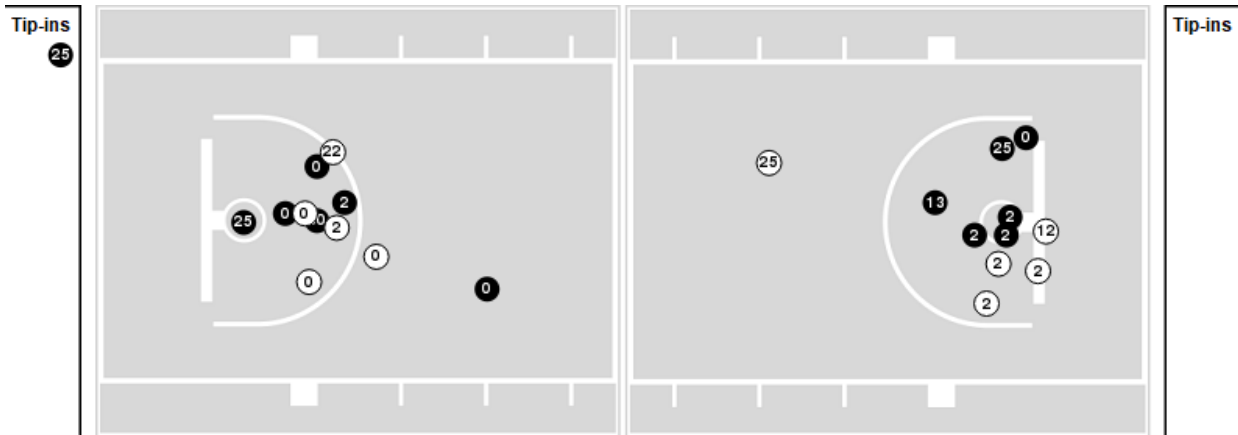
Players => 0, 1, 2, 4, 5, 10, 11, 12, 13, 21, 22, 23, 24, 25, 30, 53FG Types=>AllResults=>All

Virginia

All Field Goals



Blow Up Chart



● Made ○ Missed N - Player Number

Virginia	M/A	%
Field Goals	18/41	44
2 Points	13/29	45
3 Points	5/12	42
Free Throws	20/23	87

Virginia	M/A	%
Points in the Paint	24 (12 / 22)	55
Fast Break Points	6 (5/5)	100
Second Chance Points	8 (5/5)	100
Effective FG%	50	



Officials: Bill Covington, Jr., Kipp Kissinger, James Breeding

Florida St.

Lineup	Quarter On	Time On	Quarter Off	Time Off	Time on Court	Score	Score Diff	Reb	Stl	Tov	Ass	PPP
1- Gray R/ 3- Forrest T/ 10- Osborne M/ 23- Walker M/ 24- Vassell D/	1	20:00	1	17:32	02:28	8-0	8	4	0	0	2	2.6667
1- Gray R/ 3- Forrest T/ 15- Olejniczak D/ 23- Walker M/ 24- Vassell D/	1	17:32	1	14:33	02:59	3-3	0	2	1	3	1	0.5000
1- Gray R/ 2- Polite A/ 3- Forrest T/ 5- Koprivica B/ 23- Walker M/	1	14:33	1	13:24	01:09	0-2	-2	0	0	0	0	0.0000
1- Gray R/ 2- Polite A/ 3- Forrest T/ 5- Koprivica B/ 31- Wilkes W/	1	13:24	1	13:24	00:00	0-0	0	0	0	0	0	0.0000
2- Polite A/ 3- Forrest T/ 5- Koprivica B/ 24- Vassell D/ 31- Wilkes W/	1	13:24	1	12:58	00:26	0-0	0	0	1	0	0	0.0000
0- Evans R/ 2- Polite A/ 5- Koprivica B/ 24- Vassell D/ 31- Wilkes W/	1	12:58	1	10:41	02:17	0-3	-3	1	1	1	0	0.0000
0- Evans R/ 2- Polite A/ 10- Osborne M/ 24- Vassell D/ 31- Wilkes W/	1	10:41	1	09:14	01:27	3-0	3	1	1	0	0	1.5957
1- Gray R/ 3- Forrest T/ 10- Osborne M/ 23- Walker M/ 24- Vassell D/	1	09:14	1	08:38	00:36	0-3	-3	0	0	1	0	0.0000
3- Forrest T/ 10- Osborne M/ 23- Walker M/ 24- Vassell D/ 31- Wilkes W/	1	08:38	1	06:11	02:27	2-4	-2	1	1	1	0	0.6667
3- Forrest T/ 10- Osborne M/ 15- Olejniczak D/ 23- Walker M/ 24- Vassell D/	1	06:11	1	02:42	03:29	7-8	-1	1	1	0	2	1.1667
0- Evans R/ 2- Polite A/ 5- Koprivica B/ 10- Osborne M/ 23- Walker M/	1	02:42	1	00:12	02:29	5-3	2	2	0	0	1	1.3298
0- Evans R/ 2- Polite A/ 5- Koprivica B/ 23- Walker M/ 24- Vassell D/	1	00:12	2	20:00	00:13	0-1	-1	0	0	0	0	0.0000
1- Gray R/ 3- Forrest T/ 10- Osborne M/ 23- Walker M/ 24- Vassell D/	2	20:00	2	14:17	05:43	7-10	-3	3	0	0	1	1.0000
1- Gray R/ 3- Forrest T/ 5- Koprivica B/ 23- Walker M/ 24- Vassell D/	2	14:17	2	13:51	00:26	0-0	0	0	0	0	0	0.0000
1- Gray R/ 2- Polite A/ 3- Forrest T/ 5- Koprivica B/ 23- Walker M/	2	13:51	2	13:14	00:37	0-0	0	1	0	0	0	0.0000
2- Polite A/ 3- Forrest T/ 5- Koprivica B/ 23- Walker M/ 31- Wilkes W/	2	13:14	2	11:51	01:23	2-2	0	1	0	0	0	1.0000
2- Polite A/ 3- Forrest T/ 5- Koprivica B/ 24- Vassell D/ 31- Wilkes W/	2	11:51	2	09:57	01:54	5-0	5	2	1	0	0	1.7361
0- Evans R/ 2- Polite A/ 5- Koprivica B/ 24- Vassell D/ 31- Wilkes W/	2	09:57	2	08:10	01:47	5-5	0	0	0	0	1	2.5000
0- Evans R/ 1- Gray R/ 2- Polite A/ 5- Koprivica B/ 24- Vassell D/	2	08:10	2	07:04	01:06	0-2	-2	1	1	1	0	0.0000
1- Gray R/ 2- Polite A/ 3- Forrest T/ 23- Walker M/ 24- Vassell D/	2	07:04	2	06:14	00:50	0-1	-1	0	0	0	0	0.0000
2- Polite A/ 3- Forrest T/ 10- Osborne M/ 23- Walker M/ 24- Vassell D/	2	06:14	2	00:13	06:00	9-11	-2	2	1	0	1	1.0664
2- Polite A/ 3- Forrest T/ 23- Walker M/ 24- Vassell D/ 31- Wilkes W/	2	00:13	2	00:00	00:14	0-3	-3	1	0	0	0	0.0000



Virginia

Lineup	Quarter On	Time On	Quarter Off	Time Off	Time on Court	Score	Score Diff	Reb	Stl	Tov	Ass	PPP
0- Clark K/ 2- Key B/ 13- Morsell C/ 25- Diakite M/ 53- Woldetensae T/	1	20:00	1	17:32	02:28	0-8	-8	0	0	0	0	0.0000
0- Clark K/ 2- Key B/ 25- Diakite M/ 30- Huff J/ 53- Woldetensae T/	1	17:32	1	14:33	02:59	3-3	0	2	1	3	1	0.5102
0- Clark K/ 2- Key B/ 13- Morsell C/ 25- Diakite M/ 30- Huff J/	1	14:33	1	12:58	01:35	2-0	2	2	0	1	0	1.0000
0- Clark K/ 2- Key B/ 13- Morsell C/ 22- Caffaro F/ 25- Diakite M/	1	12:58	1	12:58	00:00	0-0	0	0	0	0	0	0.0000
2- Key B/ 12- Coleman C/ 13- Morsell C/ 22- Caffaro F/ 25- Diakite M/	1	12:58	1	12:30	00:28	0-0	0	0	0	1	0	0.0000
2- Key B/ 12- Coleman C/ 13- Morsell C/ 22- Caffaro F/ 53- Woldetensae T/	1	12:30	1	10:41	01:49	3-0	3	3	0	1	1	1.0000
0- Clark K/ 13- Morsell C/ 22- Caffaro F/ 25- Diakite M/ 53- Woldetensae T/	1	10:41	1	09:14	01:27	0-3	-3	0	0	1	0	0.0000
0- Clark K/ 2- Key B/ 13- Morsell C/ 25- Diakite M/ 53- Woldetensae T/	1	09:14	1	07:23	01:51	6-0	6	2	0	0	1	1.7442
0- Clark K/ 2- Key B/ 13- Morsell C/ 25- Diakite M/ 30- Huff J/	1	07:23	1	01:52	05:31	11-12	-1	4	0	3	3	1.2387
0- Clark K/ 2- Key B/ 12- Coleman C/ 25- Diakite M/ 30- Huff J/	1	01:52	1	00:56	00:56	0-0	0	2	0	0	0	0.0000
0- Clark K/ 2- Key B/ 12- Coleman C/ 22- Caffaro F/ 25- Diakite M/	1	00:56	2	20:00	00:56	2-2	0	2	0	0	0	2.2727
0- Clark K/ 2- Key B/ 25- Diakite M/ 30- Huff J/ 53- Woldetensae T/	2	20:00	2	13:51	06:09	10-7	3	5	0	2	2	1.2690
0- Clark K/ 2- Key B/ 22- Caffaro F/ 25- Diakite M/ 53- Woldetensae T/	2	13:51	2	11:51	02:00	2-2	0	2	0	0	1	0.6667
0- Clark K/ 13- Morsell C/ 22- Caffaro F/ 25- Diakite M/ 53- Woldetensae T/	2	11:51	2	11:12	00:39	0-3	-3	0	0	0	0	0.0000
0- Clark K/ 2- Key B/ 13- Morsell C/ 25- Diakite M/ 53- Woldetensae T/	2	11:12	2	10:07	01:05	0-1	-1	1	0	1	0	0.0000
0- Clark K/ 2- Key B/ 13- Morsell C/ 25- Diakite M/ 30- Huff J/	2	10:07	2	07:55	02:12	5-6	-1	1	0	0	1	1.7361
0- Clark K/ 2- Key B/ 13- Morsell C/ 30- Huff J/ 53- Woldetensae T/	2	07:55	2	07:04	00:51	2-0	2	2	0	1	0	1.0638
0- Clark K/ 2- Key B/ 25- Diakite M/ 30- Huff J/ 53- Woldetensae T/	2	07:04	2	06:14	00:50	1-0	1	1	0	1	0	0.6944
0- Clark K/ 2- Key B/ 13- Morsell C/ 25- Diakite M/ 53- Woldetensae T/	2	06:14	2	04:58	01:16	1-2	-1	2	0	1	0	0.5319
0- Clark K/ 2- Key B/ 25- Diakite M/ 30- Huff J/ 53- Woldetensae T/	2	04:58	2	00:13	04:44	11-7	4	4	0	1	1	1.5278
0- Clark K/ 2- Key B/ 13- Morsell C/ 25- Diakite M/ 53- Woldetensae T/	2	00:13	2	00:00	00:14	2-0	2	1	0	0	0	2.2727



Florida St.

Lineup	Time	Score	Score Diff	Pts/Min	Reb	Stl	Tov	Ass	PPP
2- Polite A/ 3- Forrest T/ 10- Osborne M/ 23- Walker M/ 24- Vassell D/	06:00	9-11	-2	1.5000	2	1	0	1	1.0664
1- Gray R/ 3- Forrest T/ 10- Osborne M/ 23- Walker M/ 24- Vassell D/	05:43	7-10	-3	1.2245	3	0	0	1	1.0000
3- Forrest T/ 10- Osborne M/ 15- Olejniczak D/ 23- Walker M/ 24- Vassell D/	03:29	7-8	-1	2.0096	1	1	0	2	1.1667
1- Gray R/ 3- Forrest T/ 15- Olejniczak D/ 23- Walker M/ 24- Vassell D/	02:59	3-3	0	1.0056	2	1	3	1	0.5000
0- Evans R/ 2- Polite A/ 5- Koprivica B/ 10- Osborne M/ 23- Walker M/	02:29	5-3	2	2.0134	2	0	0	1	1.3298
1- Gray R/ 3- Forrest T/ 10- Osborne M/ 23- Walker M/ 24- Vassell D/	02:28	8-0	8	3.2432	4	0	0	2	2.6667
3- Forrest T/ 10- Osborne M/ 23- Walker M/ 24- Vassell D/ 31- Wilkes W/	02:27	2-4	-2	0.8163	1	1	1	0	0.6667
0- Evans R/ 2- Polite A/ 5- Koprivica B/ 24- Vassell D/ 31- Wilkes W/	02:17	0-3	-3	0.0000	1	1	1	0	0.0000
2- Polite A/ 3- Forrest T/ 5- Koprivica B/ 24- Vassell D/ 31- Wilkes W/	01:54	5-0	5	2.6316	2	1	0	0	1.7361
0- Evans R/ 2- Polite A/ 5- Koprivica B/ 24- Vassell D/ 31- Wilkes W/	01:47	5-5	0	2.8037	0	0	0	1	2.5000
0- Evans R/ 2- Polite A/ 10- Osborne M/ 24- Vassell D/ 31- Wilkes W/	01:27	3-0	3	2.0690	1	1	0	0	1.5957
2- Polite A/ 3- Forrest T/ 5- Koprivica B/ 23- Walker M/ 31- Wilkes W/	01:23	2-2	0	1.4458	1	0	0	0	1.0000
1- Gray R/ 2- Polite A/ 3- Forrest T/ 5- Koprivica B/ 23- Walker M/	01:09	0-2	-2	0.0000	0	0	0	0	0.0000
0- Evans R/ 1- Gray R/ 2- Polite A/ 5- Koprivica B/ 24- Vassell D/	01:06	0-2	-2	0.0000	1	1	1	0	0.0000
1- Gray R/ 2- Polite A/ 3- Forrest T/ 23- Walker M/ 24- Vassell D/	00:50	0-1	-1	0.0000	0	0	0	0	0.0000
1- Gray R/ 2- Polite A/ 3- Forrest T/ 5- Koprivica B/ 23- Walker M/	00:37	0-0	0	0.0000	1	0	0	0	0.0000
1- Gray R/ 3- Forrest T/ 10- Osborne M/ 23- Walker M/ 24- Vassell D/	00:36	0-3	-3	0.0000	0	0	1	0	0.0000
2- Polite A/ 3- Forrest T/ 5- Koprivica B/ 24- Vassell D/ 31- Wilkes W/	00:26	0-0	0	0.0000	0	1	0	0	0.0000
1- Gray R/ 3- Forrest T/ 5- Koprivica B/ 23- Walker M/ 24- Vassell D/	00:26	0-0	0	0.0000	0	0	0	0	0.0000
2- Polite A/ 3- Forrest T/ 23- Walker M/ 24- Vassell D/ 31- Wilkes W/	00:14	0-3	-3	0.0000	1	0	0	0	0.0000
0- Evans R/ 2- Polite A/ 5- Koprivica B/ 23- Walker M/ 24- Vassell D/	00:13	0-1	-1	0.0000	0	0	0	0	0.0000
1- Gray R/ 2- Polite A/ 3- Forrest T/ 5- Koprivica B/ 31- Wilkes W/	00:00	0-0	0	NaN	0	0	0	0	0.0000



Virginia

Lineup	Time	Score	Score Diff	Pts/Min	Reb	Stl	Tov	Ass	PPP
0- Clark K/ 2- Key B/ 25- Diakite M/ 30- Huff J/ 53- Woldetensae T/	14:42	25-17	8	1.7007	12	1	7	4	1.1161
0- Clark K/ 2- Key B/ 13- Morsell C/ 25- Diakite M/ 30- Huff J/	09:18	18-18	0	1.9355	7	0	4	4	1.3081
0- Clark K/ 2- Key B/ 13- Morsell C/ 25- Diakite M/ 53- Woldetensae T/	06:54	9-11	-2	1.3043	6	0	2	1	0.7377
0- Clark K/ 13- Morsell C/ 22- Caffaro F/ 25- Diakite M/ 53- Woldetensae T/	02:06	0-6	-6	0.0000	0	0	1	0	0.0000
0- Clark K/ 2- Key B/ 22- Caffaro F/ 25- Diakite M/ 53- Woldetensae T/	02:00	2-2	0	1.0000	2	0	0	1	0.6667
2- Key B/ 12- Coleman C/ 13- Morsell C/ 22- Caffaro F/ 53- Woldetensae T/	01:49	3-0	3	1.6514	3	0	1	1	1.0000
0- Clark K/ 2- Key B/ 12- Coleman C/ 25- Diakite M/ 30- Huff J/	00:56	0-0	0	0.0000	2	0	0	0	0.0000
0- Clark K/ 2- Key B/ 12- Coleman C/ 22- Caffaro F/ 25- Diakite M/	00:56	2-2	0	2.1429	2	0	0	0	2.2727
0- Clark K/ 2- Key B/ 13- Morsell C/ 30- Huff J/ 53- Woldetensae T/	00:51	2-0	2	2.3529	2	0	1	0	1.0638
2- Key B/ 12- Coleman C/ 13- Morsell C/ 22- Caffaro F/ 25- Diakite M/	00:28	0-0	0	0.0000	0	0	1	0	0.0000
0- Clark K/ 2- Key B/ 13- Morsell C/ 22- Caffaro F/ 25- Diakite M/	00:00	0-0	0	NaN	0	0	0	0	0.0000