



Officials: Mike Stephens, Doug Shows, Bert Smith

Louisville - 67

Record: 23-6 (14-4)

NO.	Name	F	Min	FG			3P			FT			Rebounds			Fouls		TP	AS	TO	ST	Blocks		+/-
				M-A	M-A	M-A	OR	DR	TOT	PF	FD	OR	DR	TOT	BS	BA								
5	Malik Williams	F	02:29	1-1	0-0	0-0	0	1	1	0	0	2	1	0	0	0	0	0	0	0	0	0	0	
24	Dwayne Sutton	F	34:17	3-9	0-3	2-2	3	2	5	1	1	8	0	0	0	1	0	0	0	1	0	-5		
33	Jordan Nwora	F	38:04	4-14	1-6	2-2	0	8	8	4	2	11	0	1	0	1	1	0	1	1	-16			
0	Lamarr Kimble	G	25:37	4-9	1-4	0-0	1	1	2	3	0	9	1	3	0	0	0	0	0	0	-16			
13	David Johnson	G	29:05	6-11	0-3	1-2	1	3	4	4	2	13	4	6	1	0	1	0	1	2				
23	Steven Enoch		23:57	2-4	0-0	2-3	1	2	3	4	5	6	0	1	0	0	0	0	0	-6				
30	Ryan McMahon		26:25	3-5	3-5	5-5	1	2	3	4	6	14	1	1	0	0	0	0	0	-14				
10	Samuell Williamson		11:03	2-3	0-0	0-0	1	0	1	1	0	4	0	0	0	0	0	0	0	-10				
2	Darius Perry		06:43	0-2	0-0	0-0	0	0	0	2	0	0	1	1	0	0	0	1	-10					
1	Keith Oddo		00:35	0-1	0-0	0-0	0	0	0	0	0	0	0	0	0	0	0	0	1	0				
4	Grant Williams		00:35	0-0	0-0	0-0	0	0	0	0	0	0	0	0	0	0	0	0	0	0				
11	Quinn Slazinski		00:35	0-0	0-0	0-0	0	0	0	0	0	0	0	0	0	0	0	0	0	0				
12	Hogan Orbaugh		00:35	0-0	0-0	0-0	0	0	0	0	0	0	0	0	0	0	0	0	0	0				
Team							0	2	2				0			0								
<b>Totals</b>				25-59	5-21	12-14	8	21	29	23	16	67	8	13	1	2	4	-15						

Shooting By Period		
1st FG%	16-31	51.6%
3PT%	4-9	44.4%
FT%	4-5	80%
2nd FG%	9-28	32.1%
3PT%	1-12	8.3%
FT%	8-9	88.9%
GM FG%	25-59	42.4%
3PT%	5-21	23.8%
FT%	12-14	85.7%

Dead Ball Rebounds: 1, 0

Technical Fouls::NONE

Florida State - 82

Record: 24-4 (14-3)

NO.	Name	F	Min	FG			3P			FT			Rebounds			Fouls		TP	AS	TO	ST	Blocks		+/-
				M-A	M-A	M-A	OR	DR	TOT	PF	FD	OR	DR	TOT	BS	BA								
1	RaiQuan Gray	F	18:21	3-5	0-0	5-7	1	5	6	4	5	11	1	3	0	1	0	5						
10	Malik Osborne	F	15:09	2-4	0-2	0-0	2	5	7	0	0	4	1	1	0	0	0	-6						
3	Trent Forrest	G	30:06	6-9	1-1	3-3	1	4	5	1	3	16	3	3	3	0	0	3						
23	M.J. Walker	G	28:03	4-8	1-3	3-4	0	0	0	2	4	12	2	1	2	0	0	6						
24	Devin Vassell	G	25:15	5-8	1-2	1-1	0	1	1	2	1	12	0	0	1	0	1	2						
0	RayQuan Evans		14:44	1-4	0-1	2-3	0	3	3	2	2	4	1	0	0	0	0	13						
4	Patrick Williams		27:07	2-5	0-1	7-8	2	2	4	0	4	11	1	2	1	1	1	18						
2	Anthony Polite		20:07	3-6	2-4	0-0	1	3	4	2	2	8	0	0	0	0	0	21						
15	Dominik Olejniczak		12:22	2-3	0-0	0-1	0	2	2	2	2	4	0	0	0	1	0	17						
31	Wyatt Wilkes		01:53	0-0	0-0	0-0	0	1	1	1	0	0	0	1	0	0	0	-1						
5	Balsa Koprivica		03:58	0-0	0-0	0-0	0	0	0	0	0	0	0	0	0	0	0	-3						
11	Nathanael Jack		00:35	0-1	0-1	0-0	0	0	0	0	0	0	0	0	0	0	0	0						
12	Justin Lindner		00:35	0-0	0-0	0-0	1	0	1	0	0	0	0	0	0	0	0	0						
20	Travis Light		00:35	0-1	0-1	0-0	0	0	0	0	0	0	0	0	0	0	0	0						
30	Harrison Prieto		00:35	0-1	0-0	0-0	1	0	1	0	0	0	0	0	0	1	0	0						
33	Will Miles		00:35	0-0	0-0	0-0	0	0	0	0	0	0	0	0	0	0	0	0						
Team							0	1	1				0			0								
<b>Totals</b>				28-55	5-16	21-27	9	27	36	16	23	82	9	11	7	4	2	15						

Shooting By Period		
1st FG%	13-28	46.4%
3PT%	3-10	30.0%
FT%	3-5	60%
2nd FG%	15-27	55.6%
3PT%	2-6	33.3%
FT%	18-22	81.8%
GM FG%	28-55	50.9%
3PT%	5-16	31.3%
FT%	21-27	77.8%

Dead Ball Rebounds: 3, 0

Technical Fouls::NONE

	UL	FSU
Biggest lead	12 (2 <sup>nd</sup> 18:55)	15 (2 <sup>nd</sup> 0:53)
Best Scoring Run	7 (1 <sup>st</sup> 2:48)	15 (2 <sup>nd</sup> 8:37)
Lead Changes	1	
Times Tied	3	
Time with Lead	28:13	09:36

	UL	FSU
Points from	UL	FSU
Turnovers	12	11
Paint	30	34
Second Chance	4	5
Fast Breaks	3	9
Bench	24	27

	Period by Period Scoring		
	1st	2nd	TOT
UL	40	27	67
FSU	32	50	82



**Period 1**

**Quarter Starters:**

<b>FSU</b>	1 Gray R	3 Forrest T	10 Osborne M	23 Walker M	24 Vassell D
<b>UL</b>	0 Kimble L	5 Williams M	13 Johnson D	24 Sutton D	33 Nwora J

Game Time	FSU	Score	Diff	UL
20:00	10 OSBORNE M jumpball won			5 WILLIAMS M jumpball lost
19:33	23 WALKER M 2pt FG in the paint, turnaround jump shot missed			
19:30				13 JOHNSON D defensive rebound (1)
19:10		<b>0-2</b>	<b>-2</b>	5 WILLIAMS M 2pt FG in the paint, jump shot made (2)
19:10				13 JOHNSON D assist (1)
18:48	1 GRAY R 2pt FG in the paint, layup made (2)	<b>2-2</b>	<b>0</b>	
18:24		<b>2-4</b>	<b>-2</b>	33 NWORA J 2pt FG in the paint, layup made (2)
18:24				5 WILLIAMS M assist (1)
18:18	3 FORREST T foul drawn (1)			0 KIMBLE L foul personal (1 - 1)
18:14	1 GRAY R foul drawn (1)			33 NWORA J foul personal (1 - 2)
18:12	10 OSBORNE M 2pt FG outside the paint, jump shot made (2)	<b>4-4</b>	<b>0</b>	
18:12	3 FORREST T assist (1)			
17:57				0 KIMBLE L 3pt FG , jump shot missed
17:54	10 OSBORNE M defensive rebound (1)			
17:48	23 WALKER M 3pt FG , jump shot missed			
17:42	3 FORREST T offensive rebound (1)			
17:36	10 OSBORNE M 3pt FG , jump shot missed			
17:32				5 WILLIAMS M defensive rebound (1)
17:31				5 WILLIAMS M substitution out
17:31				23 ENOCH S substitution in
17:15		<b>4-6</b>	<b>-2</b>	0 KIMBLE L 2pt FG outside the paint, pull up jump shot made (2)
16:46	1 GRAY R turnover bad pass (1)			
16:28		<b>4-8</b>	<b>-4</b>	0 KIMBLE L 2pt FG in the paint, turnaround jump shot made (4)
16:09	10 OSBORNE M turnover travel (1)			
15:50				23 ENOCH S 2pt FG in the paint, layup missed
15:48	10 OSBORNE M defensive rebound (2)			
15:42	1 GRAY R 2pt FG in the paint, driving layup made (4)	<b>6-8</b>	<b>-2</b>	
15:23				24 SUTTON D 3pt FG , jump shot missed
15:20	1 GRAY R defensive rebound (1)			
15:13	1 GRAY R 2pt FG in the paint, driving layup missed			
15:09	1 GRAY R offensive rebound (2)			
15:09	1 GRAY R 2pt FG in the paint, layup missed			
15:09	10 OSBORNE M offensive rebound (3)			
15:04	24 VASSELL D 3pt FG , jump shot missed			
15:01				33 NWORA J defensive rebound (1)
14:44	23 WALKER M foul shooting (1 - 1)			23 ENOCH S foul drawn (1)
14:44	Timeout media			
14:44	1 GRAY R substitution out			
14:44	3 FORREST T substitution out			
14:44	0 EVANS R substitution in			
14:44	4 WILLIAMS P substitution in			
14:44		<b>6-9</b>	<b>-3</b>	23 ENOCH S free throw 1 - 2 made (1)



**Louisville at Florida State**

02/24/20 Donald L. Tucker Center, Tallahassee  
2019-20 ACC Men's Basketball

**Game Time:** 7:00 PM  
**Game Duration:** 2:07  
**Attendance:** 11,500

**Officials:** Mike Stephens, Doug Shows, Bert Smith

Game Time	FSU	Score	Diff	UL
14:44		<b>6-10</b>	<b>-4</b>	23 ENOCH S free throw 2 - 2 made (2)
14:23	0 EVANS R 3pt FG , step back jump shot missed			
14:19				33 NWORA J defensive rebound (2)
14:14	23 WALKER M steal (1)			13 JOHNSON D turnover lost ball (1)
14:09	0 EVANS R 2pt FG in the paint, jump shot missed			
14:05				0 KIMBLE L defensive rebound (1)
13:48	0 EVANS R foul shooting (1 - 2)			33 NWORA J foul drawn (1)
13:48		<b>6-11</b>	<b>-5</b>	33 NWORA J free throw 1 - 2 made (3)
13:48	10 OSBORNE M substitution out			
13:48	24 VASSELL D substitution out			
13:48	2 POLITE A substitution in			
13:48	15 OLEJNICZAK D substitution in			
13:48				13 JOHNSON D substitution out
13:48				30 MCMAHON R substitution in
13:48	23 WALKER M substitution out			
13:48	3 FORREST T substitution in			
13:48		<b>6-12</b>	<b>-6</b>	33 NWORA J free throw 2 - 2 made (4)
13:32	4 WILLIAMS P turnover travel (1)			
13:08				0 KIMBLE L turnover (1)
12:53	2 POLITE A 3pt FG , jump shot made (3)	<b>9-12</b>	<b>-3</b>	
12:53	3 FORREST T assist (2)			
12:29	3 FORREST T steal (1)			23 ENOCH S turnover lost ball (1)
12:29	2 POLITE A foul drawn (1)			23 ENOCH S foul personal (1 - 3)
12:29				0 KIMBLE L substitution out
12:29				13 JOHNSON D substitution in
12:16	15 OLEJNICZAK D 2pt FG in the paint, jump shot missed			
12:13				33 NWORA J defensive rebound (3)
11:53		<b>9-14</b>	<b>-5</b>	24 SUTTON D 2pt FG in the paint, layup made (2)
11:32	15 OLEJNICZAK D 2pt FG in the paint, layup made (2)	<b>11-14</b>	<b>-3</b>	
11:32	3 FORREST T assist (3)			
11:32	15 OLEJNICZAK D foul drawn (1)			23 ENOCH S foul shooting (2 - 4)
11:32	Timeout media			
11:32				23 ENOCH S substitution out
11:32				10 WILLIAMSON S substitution in
11:32	15 OLEJNICZAK D free throw 1 - 1 missed			
11:30				33 NWORA J defensive rebound (4)
11:21		<b>11-17</b>	<b>-6</b>	30 MCMAHON R 3pt FG , pull up jump shot made (3)
11:21				13 JOHNSON D assist (2)
11:11	3 FORREST T 2pt FG in the paint, driving layup made (2)	<b>13-17</b>	<b>-4</b>	
10:45				33 NWORA J 3pt FG , jump shot missed
10:42	3 FORREST T defensive rebound (2)			
10:36	2 POLITE A 3pt FG , jump shot missed			
10:34	4 WILLIAMS P offensive rebound (1)			
10:33	4 WILLIAMS P 2pt FG outside the paint, jump shot missed			
10:33				33 NWORA J defensive rebound (5)
10:33	2 POLITE A foul loose ball (1 - 3)			33 NWORA J foul drawn (2)
10:18	10 OSBORNE M substitution in			
10:18	15 OLEJNICZAK D substitution out			
10:18				13 JOHNSON D 2pt FG in the paint, layup blocked



**Officials:** Mike Stephens, Doug Shows, Bert Smith

Game Time	FSU	Score	Diff	UL
10:18	4 WILLIAMS P block (1)			
10:12	0 EVANS R defensive rebound (1)			
10:10	4 WILLIAMS P foul drawn (1)			13 JOHNSON D foul shooting (1 - 5)
10:10	4 WILLIAMS P free throw 1 - 2 made (1)	<b>14-17</b>	<b>-3</b>	
10:10	4 WILLIAMS P free throw 2 - 2 made (2)	<b>15-17</b>	<b>-2</b>	
10:02		<b>15-19</b>	<b>-4</b>	10 WILLIAMSON S 2pt FG in the paint, driving layup made (2)
09:29	10 OSBORNE M 3pt FG , jump shot missed			
09:17				24 SUTTON D defensive rebound (1)
09:23				33 NWORA J 2pt FG in the paint, layup missed
09:23	4 WILLIAMS P defensive rebound (2)			
09:03	4 WILLIAMS P turnover lost ball (2)			13 JOHNSON D steal (1)
09:03		<b>15-21</b>	<b>-6</b>	10 WILLIAMSON S 2pt FG in the paint, layup made (4)
09:03				13 JOHNSON D assist (3)
08:56	4 WILLIAMS P 3pt FG , jump shot missed			
08:50	10 OSBORNE M offensive rebound (4)			
08:50	10 OSBORNE M 2pt FG in the paint, layup made (4)	<b>17-21</b>	<b>-4</b>	
08:32				24 SUTTON D 3pt FG , jump shot missed
08:29				13 JOHNSON D offensive rebound (2)
08:29	3 FORREST T steal (2)			13 JOHNSON D turnover lost ball (2)
08:23	3 FORREST T foul offensive (1 - 4)			30 MCMAHON R foul drawn (1)
08:23	3 FORREST T turnover offensive (1)			
08:23	0 EVANS R substitution out			
08:23	2 POLITE A substitution out			
08:23	4 WILLIAMS P substitution out			
08:23	23 WALKER M substitution in			
08:23	24 VASSELL D substitution in			
08:23	31 WILKES W substitution in			
08:23				13 JOHNSON D substitution out
08:23				33 NWORA J substitution out
08:23				0 KIMBLE L substitution in
08:23				2 PERRY D substitution in
08:09				2 PERRY D 2pt FG outside the paint, jump shot missed
08:06	10 OSBORNE M defensive rebound (5)			
07:57	3 FORREST T turnover bad pass (2)			
07:52		<b>17-24</b>	<b>-7</b>	30 MCMAHON R 3pt FG fast break, jump shot made (6)
07:52				2 PERRY D assist (1)
07:31	24 VASSELL D 2pt FG in the paint, pull up jump shot made (2)	<b>19-24</b>	<b>-5</b>	
07:10				2 PERRY D turnover travel (1)
07:10	Timeout media			
07:02	31 WILKES W foul offensive (1 - 5)			30 MCMAHON R foul drawn (2)
07:02	31 WILKES W turnover offensive (1)			
07:02				24 SUTTON D substitution out
07:02				33 NWORA J substitution in
06:36				0 KIMBLE L 2pt FG in the paint, driving layup missed
06:32				10 WILLIAMSON S offensive rebound (1)
06:32				10 WILLIAMSON S 2pt FG in the paint, layup missed
06:31	31 WILKES W defensive rebound (1)			
06:30	23 WALKER M foul drawn (1)			0 KIMBLE L foul personal (2 - 6)
06:30	31 WILKES W substitution out			



**Officials:** Mike Stephens, Doug Shows, Bert Smith

Game Time	FSU	Score	Diff	UL
06:30	1 GRAY R substitution in			
06:30				0 KIMBLE L substitution out
06:30				13 JOHNSON D substitution in
06:24	1 GRAY R foul drawn (2)			10 WILLIAMSON S foul shooting (1 - 7)
06:24	1 GRAY R free throw 1 - 2 made (5)	<b>20-24</b>	<b>-4</b>	
06:24	10 OSBORNE M substitution out			
06:24	4 WILLIAMS P substitution in			
06:24				10 WILLIAMSON S substitution out
06:24				23 ENOCH S substitution in
06:24	1 GRAY R free throw 2 - 2 missed			
06:23				33 NWORA J defensive rebound (6)
06:04		<b>20-26</b>	<b>-6</b>	13 JOHNSON D 2pt FG outside the paint, pull up jump shot made (2)
06:04	1 GRAY R foul shooting (1 - 6)			13 JOHNSON D foul drawn (1)
06:04				13 JOHNSON D free throw 1 - 1 missed
06:03	1 GRAY R defensive rebound (3)			
05:47	23 WALKER M 2pt FG in the paint, driving layup made (2)	<b>22-26</b>	<b>-4</b>	
05:15		<b>22-28</b>	<b>-6</b>	33 NWORA J 2pt FG outside the paint, jump shot made (6)
05:15				13 JOHNSON D assist (4)
05:01	23 WALKER M 3pt FG , pull up jump shot made (5)	<b>25-28</b>	<b>-3</b>	
04:46				Timeout 30 Sec
04:46				2 PERRY D substitution out
04:46				24 SUTTON D substitution in
04:35		<b>25-30</b>	<b>-5</b>	13 JOHNSON D 2pt FG in the paint, driving layup made (4)
04:19	23 WALKER M 2pt FG outside the paint, step back jump shot made (7)	<b>27-30</b>	<b>-3</b>	
04:05		<b>27-32</b>	<b>-5</b>	33 NWORA J 2pt FG outside the paint, step back jump shot made (8)
03:58	1 GRAY R foul offensive (2 - 7)			23 ENOCH S foul drawn (2)
03:58	1 GRAY R turnover offensive (2)			
03:58	Timeout media			
03:58	1 GRAY R substitution out			
03:58	5 KOPRIVICA B substitution in			
03:37		<b>27-35</b>	<b>-8</b>	30 MCMAHON R 3pt FG , pull up jump shot made (9)
03:05	23 WALKER M turnover dribbling violation (1)			
03:05	24 VASELL D substitution out			
03:05	2 POLITE A substitution in			
02:48		<b>27-37</b>	<b>-10</b>	13 JOHNSON D 2pt FG in the paint, driving layup made (6)
02:45	Timeout 30 Sec			
02:45				23 ENOCH S substitution out
02:45				10 WILLIAMSON S substitution in
02:31	2 POLITE A 2pt FG in the paint, layup missed			
02:27				33 NWORA J defensive rebound (7)
02:05				13 JOHNSON D 3pt FG , jump shot missed
02:03				24 SUTTON D offensive rebound (2)
02:02				24 SUTTON D 2pt FG in the paint, layup missed
01:59				24 SUTTON D offensive rebound (3)
01:59				24 SUTTON D 2pt FG in the paint, layup missed
01:59	defensive rebound (15)			
01:39	4 WILLIAMS P 2pt FG in the paint, jump shot made (4)	<b>29-37</b>	<b>-8</b>	



Official Basketball Play by Play - First Half

### Louisville at Florida State

02/24/20 Donald L. Tucker Center, Tallahassee  
2019-20 ACC Men's Basketball

Game Time: 7:00 PM

Game Duration: 2:07

Attendance: 11,500

Officials: Mike Stephens, Doug Shows, Bert Smith

Game Time	FSU	Score	Diff	UL
01:16		<b>29-40</b>	<b>-11</b>	33 NWORA J 3pt FG , step back jump shot made (11)
00:58	3 FORREST T 2pt FG outside the paint, jump shot missed			
00:56				30 MCMAHON R defensive rebound (1)
00:50				33 NWORA J 2pt FG in the paint, layup missed
00:48	4 WILLIAMS P defensive rebound (3)			
00:43	2 POLITE A 3pt FG , jump shot made (6)	<b>32-40</b>	<b>-8</b>	
00:43	4 WILLIAMS P assist (1)			
00:24				33 NWORA J 2pt FG outside the paint, jump shot missed
00:21				30 MCMAHON R offensive rebound (2)
00:03	3 FORREST T steal (3)			13 JOHNSON D turnover lost ball (3)
<b>END OF PERIOD</b>				
<b>FSU 32-40 UL</b>				



Officials: Mike Stephens, Doug Shows, Bert Smith

Louisville - 40

NO.	Name	F	Min	FG			Rebounds			Fouls		TP	AS	TO	ST	Blocks		+/-
				M-A	M-A	M-A	OR	DR	TOT	PF	FD					BS	BA	
5	Malik Williams	F	02:29	1-1	0-0	0-0	0	1	1	0	0	2	1	0	0	0	0	0
24	Dwayne Sutton	F	17:44	1-5	0-2	0-0	2	1	3	0	0	2	0	0	0	0	0	10
33	Jordan Nwora	F	18:39	4-8	1-2	2-2	0	7	7	1	2	11	0	0	0	0	0	7
0	Lamarr Kimble	G	09:24	2-4	0-1	0-0	0	1	1	2	0	4	0	1	0	0	0	4
13	David Johnson	G	16:48	3-5	0-1	0-1	1	1	2	1	1	6	4	3	1	0	1	9
23	Steven Enoch		09:38	0-1	0-0	2-2	0	0	0	2	2	2	0	1	0	0	0	9
30	Ryan McMahon		13:48	3-3	3-3	0-0	1	1	2	0	2	9	0	0	0	0	0	3
10	Samuell Williamson		07:53	2-3	0-0	0-0	1	0	1	1	0	4	0	0	0	0	0	-1
2	Darius Perry		03:37	0-1	0-0	0-0	0	0	0	0	0	0	1	1	0	0	0	-1
Team							0	0	0			0		0				
<b>Totals</b>				16-31	4-9	4-5	5	12	17	7	7	40	6	6	1	0	1	8

Shooting By Period		
1st FG%	16-31	51.6%
3PT%	4-9	44.4%
FT%	4-5	80%
GM FG%	16-31	51.6%
3PT%	4-9	44.4%
FT%	4-5	80.0%

Dead Ball Rebounds: 0, 0

Technical Fouls::NONE

Florida State - 32

NO.	Name	F	Min	FG			Rebounds			Fouls		TP	AS	TO	ST	Blocks		+/-
				M-A	M-A	M-A	OR	DR	TOT	PF	FD					BS	BA	
1	RaiQuan Gray	F	07:48	2-4	0-0	1-2	1	2	3	2	2	5	0	2	0	0	0	-2
10	Malik Osborne	F	10:06	2-4	0-2	0-0	2	3	5	0	0	4	0	1	0	0	0	-5
3	Trent Forrest	G	19:04	1-2	0-0	0-0	1	1	2	1	1	2	3	2	3	0	0	-5
23	M.J. Walker	G	14:35	3-5	1-2	0-0	0	0	0	1	1	7	0	1	1	0	0	-9
24	Devin Vassell	G	11:30	1-2	0-1	0-0	0	0	0	0	0	2	0	0	0	0	0	-9
0	RayQuan Evans		06:21	0-2	0-1	0-0	0	1	1	1	0	0	0	0	0	0	0	-2
4	Patrick Williams		12:45	1-3	0-1	2-2	1	2	3	0	1	4	1	2	0	1	0	-6
2	Anthony Polite		08:30	2-4	2-3	0-0	0	0	0	1	1	6	0	0	0	0	0	1
15	Dominik Olejniczak		03:30	1-2	0-0	0-1	0	0	0	0	1	2	0	0	0	0	0	1
31	Wyatt Wilkes		01:53	0-0	0-0	0-0	0	1	1	1	0	0	0	1	0	0	0	-1
5	Balsa Koprivica		03:58	0-0	0-0	0-0	0	0	0	0	0	0	0	0	0	0	0	-3
Team							0	1	1			0		0				
<b>Totals</b>				13-28	3-10	3-5	5	11	16	7	7	32	4	9	4	1	0	-8

Shooting By Period		
1st FG%	13-28	46.4%
3PT%	3-10	30.0%
FT%	3-5	60%
GM FG%	13-28	46.4%
3PT%	3-10	30.0%
FT%	3-5	60.0%

Dead Ball Rebounds: 0, 0

Technical Fouls::NONE

	UL	FSU
Biggest lead	11 (1 <sup>st</sup> 1:16)	0 (1 <sup>st</sup> 20:00)
Best Scoring Run	7(1 <sup>st</sup> 2:48)	4(1 <sup>st</sup> 10:10)
Lead Changes	0	
Times Tied	2	
Time with Lead	17:49	00:00

	UL	FSU
Points from		
Turnovers	12	3
Paint	16	16
Second Chance	0	2
Fast Breaks	3	0
Bench	15	12

Period by Period Scoring		
	1st	TOT
UL	40	40
FSU	32	32



**Louisville at Florida State**

02/24/20 Donald L. Tucker Center, Tallahassee  
2019-20 ACC Men's Basketball

**Game Time:** 7:00 PM  
**Game Duration:** 2:07  
**Attendance:** 11,500

**Officials:** Mike Stephens, Doug Shows, Bert Smith

**Period 2**

**Quarter Starters:**

<b>FSU</b>	1 Gray R	3 Forrest T	10 Osborne M	23 Walker M	24 Vassell D
<b>UL</b>	0 Kimble L	13 Johnson D	23 Enoch S	24 Sutton D	33 Nwora J

Game Time	FSU	Score	Diff	UL
20:00	2 POLITE A substitution out			
20:00	4 WILLIAMS P substitution out			
20:00	5 KOPRIVICA B substitution out			
20:00	1 GRAY R substitution in			
20:00	10 OSBORNE M substitution in			
20:00	24 VASSELL D substitution in			
20:00				10 WILLIAMSON S substitution out
20:00				30 MCMAHON R substitution out
20:00				0 KIMBLE L substitution in
20:00				23 ENOCH S substitution in
19:43	24 VASSELL D steal (1)			13 JOHNSON D turnover bad pass (4)
19:38	3 FORREST T 2pt FG in the paint, pull up jump shot missed			
19:35				13 JOHNSON D defensive rebound (3)
19:13				23 ENOCH S 2pt FG in the paint, layup missed
19:10				24 SUTTON D offensive rebound (4)
19:10		<b>32-42</b>	<b>-10</b>	24 SUTTON D 2pt FG in the paint, layup made (4)
19:04	23 WALKER M 2pt FG in the paint, driving layup missed			
19:02				23 ENOCH S defensive rebound (1)
18:55	24 VASSELL D foul shooting (1 - 1)			24 SUTTON D foul drawn (1)
18:55		<b>32-43</b>	<b>-11</b>	24 SUTTON D free throw 1 - 2 made (5)
18:55		<b>32-44</b>	<b>-12</b>	24 SUTTON D free throw 2 - 2 made (6)
18:36	23 WALKER M foul drawn (2)			13 JOHNSON D foul personal (2 - 1)
18:29	1 GRAY R 2pt FG in the paint, layup made (7)	<b>34-44</b>	<b>-10</b>	
18:29	1 GRAY R foul drawn (3)			33 NWORA J foul shooting (2 - 2)
18:29	1 GRAY R free throw 1 - 1 made (8)	<b>35-44</b>	<b>-9</b>	
18:06		<b>35-46</b>	<b>-11</b>	0 KIMBLE L 2pt FG in the paint, turnaround jump shot made (6)
17:52	3 FORREST T 3pt FG , jump shot made (5)	<b>38-46</b>	<b>-8</b>	
17:52	1 GRAY R assist (1)			
17:33				13 JOHNSON D 2pt FG in the paint, layup missed
17:30	10 OSBORNE M defensive rebound (6)			
17:29	24 VASSELL D 2pt FG fast break outside the paint, jump shot made (4)	<b>40-46</b>	<b>-6</b>	
17:29	10 OSBORNE M assist (1)			
17:02		<b>40-49</b>	<b>-9</b>	0 KIMBLE L 3pt FG , pull up jump shot made (9)
17:01				Timeout 30 Sec
17:01				Timeout media
16:48	3 FORREST T 2pt FG in the paint, turnaround jump shot missed			
16:45				24 SUTTON D defensive rebound (5)
16:25		<b>40-51</b>	<b>-11</b>	24 SUTTON D 2pt FG in the paint, layup made (8)
16:25				0 KIMBLE L assist (1)
16:18	23 WALKER M substitution out			
16:18	2 POLITE A substitution in			
16:18				Timeout media





**Louisville at Florida State**

02/24/20 Donald L. Tucker Center, Tallahassee  
2019-20 ACC Men's Basketball

**Game Time:** 7:00 PM  
**Game Duration:** 2:07  
**Attendance:** 11,500

**Officials:** Mike Stephens, Doug Shows, Bert Smith

Game Time	FSU	Score	Diff	UL
16:18				13 JOHNSON D substitution out
16:18				30 MCMAHON R substitution in
16:00	2 POLITE A 3pt FG , jump shot missed			
15:56				defensive rebound (22)
15:41				33 NWORA J 2pt FG outside the paint, jump shot blocked
15:41	1 GRAY R block (1)			
15:37	1 GRAY R defensive rebound (4)			
15:37	3 FORREST T turnover travel (3)			
15:09				0 KIMBLE L 2pt FG outside the paint, jump shot missed
15:06	10 OSBORNE M defensive rebound (7)			
14:57	24 VASELL D 2pt FG outside the paint, pull up jump shot made (6)	<b>42-51</b>	<b>-9</b>	
14:57	24 VASELL D foul drawn (1)			30 MCMAHON R foul shooting (1 - 3)
14:57	1 GRAY R substitution out			
14:57	10 OSBORNE M substitution out			
14:57	4 WILLIAMS P substitution in			
14:57	15 OLEJNICZAK D substitution in			
14:57				0 KIMBLE L substitution out
14:57				13 JOHNSON D substitution in
14:57	24 VASELL D free throw 1 - 1 made (7)	<b>43-51</b>	<b>-8</b>	
14:49				24 SUTTON D 3pt FG , jump shot missed
14:44				23 ENOCH S offensive rebound (2)
14:44		<b>43-53</b>	<b>-10</b>	23 ENOCH S 2pt FG in the paint, layup made (4)
14:28	3 FORREST T foul drawn (2)			13 JOHNSON D foul shooting (3 - 4)
14:28	3 FORREST T free throw 1 - 2 made (6)	<b>44-53</b>	<b>-9</b>	
14:28				13 JOHNSON D substitution out
14:28				0 KIMBLE L substitution in
14:28	3 FORREST T free throw 2 - 2 made (7)	<b>45-53</b>	<b>-8</b>	
14:28	3 FORREST T substitution out			
14:28	0 EVANS R substitution in			
14:13				30 MCMAHON R 3pt FG , jump shot missed
14:09	15 OLEJNICZAK D defensive rebound (1)			
13:59	2 POLITE A foul drawn (2)			30 MCMAHON R foul personal (2 - 5)
13:50	24 VASELL D 2pt FG in the paint, turnaround jump shot made (9)	<b>47-53</b>	<b>-6</b>	
13:34	15 OLEJNICZAK D foul shooting (1 - 2)			30 MCMAHON R foul drawn (3)
13:34		<b>47-54</b>	<b>-7</b>	30 MCMAHON R free throw 1 - 2 made (10)
13:34		<b>47-55</b>	<b>-8</b>	30 MCMAHON R free throw 2 - 2 made (11)
13:22	15 OLEJNICZAK D 2pt FG in the paint, hook shot made (4)	<b>49-55</b>	<b>-6</b>	
13:01				30 MCMAHON R 3pt FG , jump shot missed
12:58	24 VASELL D defensive rebound (1)			
12:39	24 VASELL D 2pt FG in the paint, layup blocked			
12:39				33 NWORA J block (1)
12:37				30 MCMAHON R defensive rebound (3)
12:35				30 MCMAHON R turnover bad pass (1)
12:21	4 WILLIAMS P 2pt FG in the paint, dunk, blocked			
12:21				24 SUTTON D block (1)
12:21				defensive rebound (25)
12:21				30 MCMAHON R substitution out
12:21				2 PERRY D substitution in



**Louisville at Florida State**

02/24/20 Donald L. Tucker Center, Tallahassee  
2019-20 ACC Men's Basketball

**Game Time:** 7:00 PM  
**Game Duration:** 2:07  
**Attendance:** 11,500

**Officials:** Mike Stephens, Doug Shows, Bert Smith

Game Time	FSU	Score	Diff	UL
11:56				0 KIMBLE L turnover lost ball (2)
11:47	24 VASSELL D 3pt FG , jump shot made (12)	<b>52-55</b>	<b>-3</b>	
11:47	0 EVANS R assist (1)			
11:19				2 PERRY D 2pt FG in the paint, jump shot blocked
11:19	15 OLEJNICZAK D block (1)			
11:15				0 KIMBLE L offensive rebound (2)
11:12				0 KIMBLE L 3pt FG , jump shot missed
11:10	0 EVANS R defensive rebound (2)			
11:04	15 OLEJNICZAK D foul drawn (2)			23 ENOCH S foul personal (3 - 6)
11:04	Timeout media			
11:04				0 KIMBLE L substitution out
11:04				23 ENOCH S substitution out
11:04				10 WILLIAMSON S substitution in
11:04				13 JOHNSON D substitution in
10:50	24 VASSELL D 2pt FG outside the paint, step back jump shot missed			
10:46				33 NWORA J defensive rebound (8)
10:27				24 SUTTON D 2pt FG in the paint, layup missed
10:25	15 OLEJNICZAK D defensive rebound (2)			
10:21	24 VASSELL D substitution out			
10:21	23 WALKER M substitution in			
10:05	4 WILLIAMS P foul drawn (2)			13 JOHNSON D foul shooting (4 - 7)
10:05	4 WILLIAMS P free throw 1 - 2 made (5)	<b>53-55</b>	<b>-2</b>	
10:05				13 JOHNSON D substitution out
10:05				24 SUTTON D substitution out
10:05				0 KIMBLE L substitution in
10:05				23 ENOCH S substitution in
10:05	4 WILLIAMS P free throw 2 - 2 made (6)	<b>54-55</b>	<b>-1</b>	
09:49				33 NWORA J 3pt FG , jump shot missed
09:46	2 POLITE A defensive rebound (1)			
09:36	0 EVANS R foul drawn (1)			2 PERRY D foul shooting (1 - 8)
09:36	0 EVANS R free throw 1 - 2 made (1)	<b>55-55</b>	<b>0</b>	
09:36	0 EVANS R free throw 2 - 2 made (2)	<b>56-55</b>	<b>1</b>	
09:25				33 NWORA J 3pt FG , jump shot missed
09:21	2 POLITE A defensive rebound (2)			
09:15	0 EVANS R 2pt FG outside the paint, jump shot made (4)	<b>58-55</b>	<b>3</b>	
09:15	0 EVANS R foul drawn (2)			2 PERRY D foul shooting (2 - 9)
09:15				2 PERRY D substitution out
09:15				30 MCMAHON R substitution in
09:15	0 EVANS R free throw 1 - 1 missed			
09:13	2 POLITE A offensive rebound (3)			
09:04	23 WALKER M foul drawn (3)			30 MCMAHON R foul shooting (3 - 10)
09:04	23 WALKER M free throw 1 - 2 made (8)	<b>59-55</b>	<b>4</b>	
09:04	23 WALKER M free throw 2 - 2 made (9)	<b>60-55</b>	<b>5</b>	
08:42	4 WILLIAMS P steal (1)			0 KIMBLE L turnover bad pass (3)
08:37	4 WILLIAMS P 2pt FG fast break in the paint, dunk, made (8)	<b>62-55</b>	<b>7</b>	
08:33				Timeout 60 Sec
08:23	2 POLITE A foul shooting (2 - 3)			30 MCMAHON R foul drawn (4)
08:23		<b>62-56</b>	<b>6</b>	30 MCMAHON R free throw 1 - 3 made (12)



**Louisville at Florida State**

02/24/20 Donald L. Tucker Center, Tallahassee  
2019-20 ACC Men's Basketball

**Game Time:** 7:00 PM  
**Game Duration:** 2:07  
**Attendance:** 11,500

**Officials:** Mike Stephens, Doug Shows, Bert Smith

Game Time	FSU	Score	Diff	UL
08:23		<b>62-57</b>	<b>5</b>	30 MCMAHON R free throw 2 - 3 made (13)
08:23		<b>62-58</b>	<b>4</b>	30 MCMAHON R free throw 3 - 3 made (14)
08:02	2 POLITE A 2pt FG outside the paint, jump shot made (8)	<b>64-58</b>	<b>6</b>	
07:54				Timeout 30 Sec
07:54				Timeout media
07:54				10 WILLIAMSON S substitution out
07:54				24 SUTTON D substitution in
07:49	0 EVANS R foul personal (2 - 4)			30 MCMAHON R foul drawn (5)
07:39				33 NWORA J 3pt FG , jump shot missed
07:36	0 EVANS R defensive rebound (3)			
07:07	23 WALKER M 3pt FG , jump shot missed			
07:07	4 WILLIAMS P offensive rebound (4)			
07:07	4 WILLIAMS P foul drawn (3)			24 SUTTON D foul shooting (1 - 11)
07:07	4 WILLIAMS P free throw 1 - 2 missed			
07:07	offensive dead ball rebound (1)			
07:07				0 KIMBLE L substitution out
07:07				13 JOHNSON D substitution in
07:07	4 WILLIAMS P free throw 2 - 2 made (9)	<b>65-58</b>	<b>7</b>	
06:48	15 OLEJNICZAK D foul personal (2 - 5)			23 ENOCH S foul drawn (3)
06:47				33 NWORA J turnover lost ball (1)
06:18	0 EVANS R 2pt FG outside the paint, jump shot missed			
06:13				23 ENOCH S defensive rebound (3)
06:05	0 EVANS R substitution out			
06:05	15 OLEJNICZAK D substitution out			
06:05	1 GRAY R substitution in			
06:05	3 FORREST T substitution in			
06:03	23 WALKER M steal (2)			13 JOHNSON D turnover bad pass (5)
05:58	3 FORREST T 2pt FG fast break in the paint, layup made (9)	<b>67-58</b>	<b>9</b>	
05:58	23 WALKER M assist (1)			
05:39		<b>67-60</b>	<b>7</b>	13 JOHNSON D 2pt FG outside the paint, jump shot made (8)
05:23	4 WILLIAMS P foul drawn (4)			33 NWORA J foul shooting (3 - 12)
05:23	4 WILLIAMS P free throw 1 - 2 made (10)	<b>68-60</b>	<b>8</b>	
05:23				24 SUTTON D substitution out
05:23				0 KIMBLE L substitution in
05:23	4 WILLIAMS P free throw 2 - 2 made (11)	<b>69-60</b>	<b>9</b>	
05:07	23 WALKER M foul personal (2 - 6)			23 ENOCH S foul drawn (4)
04:59		<b>69-62</b>	<b>7</b>	23 ENOCH S 2pt FG in the paint, layup made (6)
04:59				30 MCMAHON R assist (1)
04:59	1 GRAY R foul shooting (3 - 7)			23 ENOCH S foul drawn (5)
04:59				23 ENOCH S free throw 1 - 1 missed
04:59	2 POLITE A defensive rebound (4)			
04:42	1 GRAY R foul drawn (4)			23 ENOCH S foul personal (4 - 13)
04:42	1 GRAY R free throw 1 - 2 made (9)	<b>70-62</b>	<b>8</b>	
04:42				23 ENOCH S substitution out
04:42				24 SUTTON D substitution in
04:42	1 GRAY R free throw 2 - 2 made (10)	<b>71-62</b>	<b>9</b>	
04:41	2 POLITE A substitution out			
04:41	24 VASSELL D substitution in			
04:19		<b>71-64</b>	<b>7</b>	13 JOHNSON D 2pt FG in the paint, jump shot made (10)



**Louisville at Florida State**

02/24/20 Donald L. Tucker Center, Tallahassee  
2019-20 ACC Men's Basketball

**Game Time:** 7:00 PM  
**Game Duration:** 2:07  
**Attendance:** 11,500

**Officials:** Mike Stephens, Doug Shows, Bert Smith

Game Time	FSU	Score	Diff	UL
03:53	3 FORREST T 2pt FG in the paint, pull up jump shot made (11)	<b>73-64</b>	<b>9</b>	
03:22				0 KIMBLE L 3pt FG , jump shot missed
03:19	3 FORREST T defensive rebound (3)			
03:12	1 GRAY R foul offensive (4 - 8)			30 MCMAHON R foul drawn (6)
03:12	1 GRAY R turnover offensive (3)			
03:12	Timeout media			
03:00				13 JOHNSON D turnover (6)
02:49	23 WALKER M foul drawn (4)			30 MCMAHON R foul shooting (4 - 14)
02:49	23 WALKER M free throw 1 - 2 missed			
02:49	offensive dead ball rebound (2)			
02:49	23 WALKER M free throw 2 - 2 made (10)	<b>74-64</b>	<b>10</b>	
02:19				33 NWORA J 2pt FG in the paint, layup missed
02:19	1 GRAY R defensive rebound (5)			
02:19	1 GRAY R foul drawn (5)			0 KIMBLE L foul personal (3 - 15)
02:19	1 GRAY R free throw 1 - 2 missed			
02:19	offensive dead ball rebound (3)			
02:19	1 GRAY R free throw 2 - 2 made (11)	<b>75-64</b>	<b>11</b>	
02:06		<b>75-66</b>	<b>9</b>	13 JOHNSON D 2pt FG in the paint, jump shot made (12)
02:06	24 VASSELL D foul shooting (2 - 9)			13 JOHNSON D foul drawn (2)
02:06		<b>75-67</b>	<b>8</b>	13 JOHNSON D free throw 1 - 1 made (13)
01:58	3 FORREST T 2pt FG fast break in the paint, dunk, made (13)	<b>77-67</b>	<b>10</b>	
01:58	23 WALKER M assist (2)			
01:58	3 FORREST T foul drawn (3)			33 NWORA J foul shooting (4 - 16)
01:58	3 FORREST T free throw fast break 1 - 1 made (14)	<b>78-67</b>	<b>11</b>	
01:47				13 JOHNSON D 3pt FG , jump shot missed
01:45	3 FORREST T defensive rebound (4)			
01:36	23 WALKER M 2pt FG in the paint, dunk, made (12)	<b>80-67</b>	<b>13</b>	
01:25				33 NWORA J 3pt FG , jump shot missed
01:20	3 FORREST T defensive rebound (5)			
00:53	3 FORREST T 2pt FG in the paint, pull up jump shot made (16)	<b>82-67</b>	<b>15</b>	
00:43				13 JOHNSON D 3pt FG , jump shot missed
00:40	1 GRAY R defensive rebound (6)			
00:34	Timeout 30 Sec			
00:34	1 GRAY R substitution out			
00:34	3 FORREST T substitution out			
00:34	4 WILLIAMS P substitution out			
00:34	23 WALKER M substitution out			
00:34	24 VASSELL D substitution out			
00:34	11 JACK N substitution in			
00:34	12 LINDNER J substitution in			
00:34	20 LIGHT T substitution in			
00:34	30 PRIETO H substitution in			
00:34	33 MILES W substitution in			
00:34				0 KIMBLE L substitution out
00:34				24 SUTTON D substitution out
00:34				30 MCMAHON R substitution out
00:34				33 NWORA J substitution out
00:34				1 ODDO K substitution in
00:34				4 WILLIAMS G substitution in



Official Basketball Play by Play - Second Half

### Louisville at Florida State

02/24/20 Donald L. Tucker Center, Tallahassee  
2019-20 ACC Men's Basketball

Game Time: 7:00 PM

Game Duration: 2:07

Attendance: 11,500

Officials: Mike Stephens, Doug Shows, Bert Smith

Game Time	FSU	Score	Diff	UL
00:34				11 SLAZINSKI Q substitution in
00:34				12 ORBAUGH H substitution in
00:18	11 JACK N 3pt FG , jump shot missed			
00:16	12 LINDNER J offensive rebound (1)			
00:15	20 LIGHT T 3pt FG , jump shot missed			
00:08	30 PRIETO H offensive rebound (1)			
00:07	30 PRIETO H 2pt FG in the paint, layup missed			
00:04				13 JOHNSON D defensive rebound (4)
00:00				1 ODDO K 2pt FG in the paint, jump shot blocked
00:00	30 PRIETO H block (1)			
00:00				offensive dead ball rebound (1)
<b>END OF GAME</b>				
<b>FSU 82-67 UL</b>				



**Louisville at Florida State**

02/24/20 Donald L. Tucker Center, Tallahassee  
2019-20 ACC Men's Basketball

Game Time: 7:00 PM  
Game Duration: 2:07  
Attendance: 11,500

Officials: Mike Stephens, Doug Shows, Bert Smith

**Louisville - 27**

NO.	Name	F	Min	FG			Rebounds			Fouls		TP	AS	TO	ST	Blocks		+/-
				M-A	M-A	M-A	OR	DR	TOT	PF	FD					BS	BA	
5	Malik Williams	F	00:00															
24	Dwayne Sutton	F	16:33	2-4	0-1	2-2	1	1	2	1	1	6	0	0	0	1	0	-15
33	Jordan Nwora	F	19:25	0-6	0-4	0-0	0	1	1	3	0	0	0	1	0	1	1	-23
0	Lamarr Kimble	G	16:13	2-5	1-3	0-0	1	0	1	1	0	5	1	2	0	0	0	-20
13	David Johnson	G	12:17	3-6	0-2	1-1	0	2	2	3	1	7	0	3	0	0	0	-7
23	Steven Enoch		14:19	2-3	0-0	0-1	1	2	3	2	3	4	0	0	0	0	0	-15
30	Ryan McMahon		12:37	0-2	0-2	5-5	0	1	1	4	4	5	1	1	0	0	0	-17
2	Darius Perry		03:06	0-1	0-0	0-0	0	0	0	2	0	0	0	0	0	0	1	-9
10	Samuell Williamson		03:10	0-0	0-0	0-0	0	0	0	0	0	0	0	0	0	0	0	-9
1	Keith Oddo		00:35	0-1	0-0	0-0	0	0	0	0	0	0	0	0	0	1	0	
4	Grant Williams		00:35	0-0	0-0	0-0	0	0	0	0	0	0	0	0	0	0	0	
11	Quinn Slazinski		00:35	0-0	0-0	0-0	0	0	0	0	0	0	0	0	0	0	0	
12	Hogan Orbaugh		00:35	0-0	0-0	0-0	0	0	0	0	0	0	0	0	0	0	0	
Team							0	2	2			0		0				
<b>Totals</b>				9-28	1-12	8-9	3	9	12	16	9	27	2	7	0	2	3	-23

Shooting By Period		
2 <sup>nd</sup> FG%	9-28	32.1%
3PT%	1-12	8.3%
FT%	8-9	88.9%
GM FG%	9-28	32.1%
3PT%	1-12	8.3%
FT%	8-9	88.9%

Dead Ball Rebounds: 1, 0

Technical Fouls::NONE

**Florida State - 50**

NO.	Name	F	Min	FG			Rebounds			Fouls		TP	AS	TO	ST	Blocks		+/-
				M-A	M-A	M-A	OR	DR	TOT	PF	FD					BS	BA	
1	RaiQuan Gray	F	10:33	1-1	0-0	4-5	0	3	3	2	3	6	1	1	0	1	0	7
10	Malik Osborne	F	05:03	0-0	0-0	0-0	0	2	2	0	0	0	1	0	0	0	0	-1
3	Trent Forrest	G	11:02	5-7	1-1	3-3	0	3	3	0	2	14	0	1	0	0	0	8
23	M.J. Walker	G	13:28	1-3	0-1	3-4	0	0	0	1	3	5	2	0	1	0	0	15
24	Devin Vassell	G	13:45	4-6	1-1	1-1	0	1	1	2	1	10	0	0	1	0	1	11
5	Balsa Koprivica		00:00															
2	Anthony Polite		11:37	1-2	0-1	0-0	1	3	4	1	1	2	0	0	0	0	0	20
4	Patrick Williams		14:22	1-2	0-0	5-6	1	0	1	0	3	7	0	0	1	0	1	24
15	Dominik Olejniczak		08:52	1-1	0-0	0-0	0	2	2	2	1	2	0	0	0	1	0	16
0	RayQuan Evans		08:23	1-2	0-0	2-3	0	2	2	1	2	4	1	0	0	0	0	15
11	Nathanael Jack		00:35	0-1	0-1	0-0	0	0	0	0	0	0	0	0	0	0	0	
12	Justin Lindner		00:35	0-0	0-0	0-0	1	0	1	0	0	0	0	0	0	0	0	
20	Travis Light		00:35	0-1	0-1	0-0	0	0	0	0	0	0	0	0	0	0	0	
30	Harrison Prieto		00:35	0-1	0-0	0-0	1	0	1	0	0	0	0	0	0	1	0	
33	Will Miles		00:35	0-0	0-0	0-0	0	0	0	0	0	0	0	0	0	0	0	
Team							0	0	0			0		0				
<b>Totals</b>				15-27	2-6	18-22	4	16	20	9	16	50	5	2	3	3	2	23

Shooting By Period		
2 <sup>nd</sup> FG%	15-27	55.6%
3PT%	2-6	33.3%
FT%	18-22	81.8%
GM FG%	15-27	55.6%
3PT%	2-6	33.3%
FT%	18-22	81.8%

Dead Ball Rebounds: 3, 0

Technical Fouls::NONE

	UL	FSU
Biggest lead	12 (2 <sup>nd</sup> 18:55)	15 (2 <sup>nd</sup> 0:53)
Best Scoring Run	5(2 <sup>nd</sup> 16:25)	15(2 <sup>nd</sup> 8:37)
Lead Changes	1	
Times Tied	1	
Time with Lead	10:02	09:36

Points from	UL	FSU
Turnovers	0	8
Paint	14	18
Second Chance	4	3
Fast Breaks	0	9
Bench	9	15

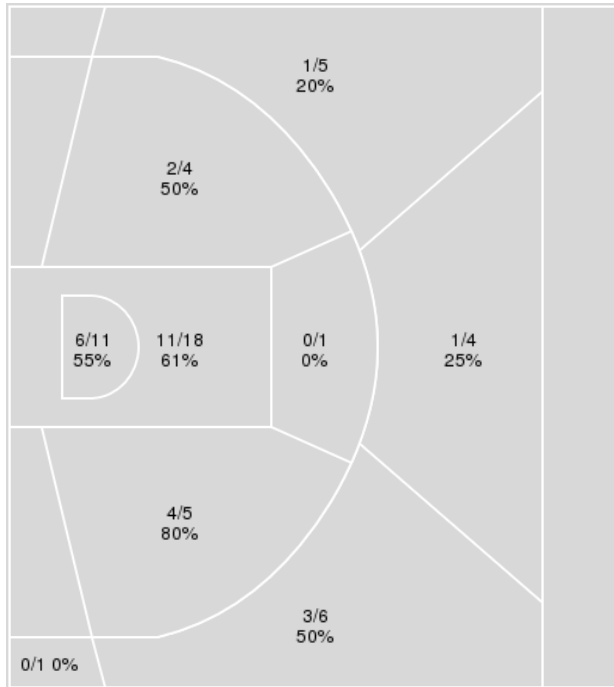
	Period by Period Scoring	
	2 <sup>nd</sup>	TOT
UL	27	27
FSU	50	50



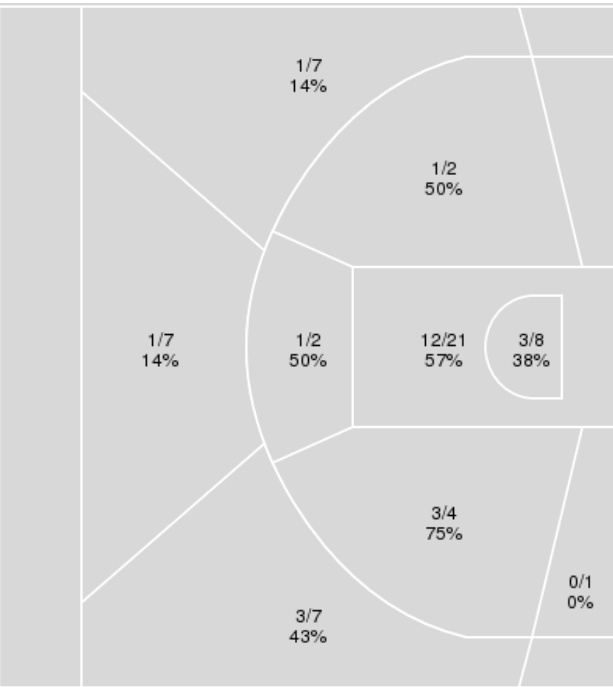
**Officials:** Mike Stephens, Doug Shows, Bert Smith

{ Players => 0, 2, 4, 5, 10, 11, 12, 15, 20, 23, 24, 30, 31, 33, 42, 44, 1, 3, 100, 510; } FG Types => All; Results => All;

**Florida State**



**Louisville**



Florida State	M/A	%
Field Goals	28/55	51
2 Points	23/39	59
3 Points	5/16	31
Free Throws	21/27	78

Louisville	M/A	%
Field Goals	25/59	42
2 Points	20/38	53
3 Points	5/21	24
Free Throws	12/14	86



**Louisville at Florida State**

02/24/20 Donald L. Tucker Center, Tallahassee  
2019-20 ACC Men's Basketball

Game Time: 7:00 PM  
Game Duration: 2:07  
Attendance: 11,500

Officials: Mike Stephens, Doug Shows, Bert Smith

**Louisville**

No	Name	Mins		Score		Points Diff		Points per Min		Assists		Rebounds		Steals		Turnovers	
		On	Off	On	Off	On	Off	On	Off	On	Off	On	Off	On	Off	On	Off
0	Lamarr Kimble	25:37	14:23	38 - 54	29 - 28	-16	1	1.48	2.02	5	3	14	15	0	1	9	4
1	Keith Oddo	00:35	39:25	0 - 0	67 - 82	0	-15	0.00	1.70	0	8	1	28	0	1	0	13
2	Darius Perry	06:43	33:17	7 - 17	60 - 65	-10	-5	1.04	1.80	2	6	4	25	0	1	2	11
4	Grant Williams	00:35	39:25	0 - 0	67 - 82	0	-15	0.00	1.70	0	8	1	28	0	1	0	13
5	Malik Williams	02:29	37:31	4 - 4	63 - 78	0	-15	1.61	1.68	2	6	2	27	0	1	0	13
10	Samuell Williamson	11:03	28:57	16 - 26	51 - 56	-10	-5	1.45	1.76	3	5	11	18	1	0	4	9
11	Quinn Slazinski	00:35	39:25	0 - 0	67 - 82	0	-15	0.00	1.70	0	8	1	28	0	1	0	13
12	Hogan Orbaugh	00:35	39:25	0 - 0	67 - 82	0	-15	0.00	1.70	0	8	1	28	0	1	0	13
13	David Johnson	29:05	10:55	58 - 56	9 - 26	2	-17	1.99	0.82	7	1	24	5	1	0	7	6
23	Steven Enoch	23:57	16:03	45 - 51	22 - 31	-6	-9	1.88	1.37	3	5	15	14	0	1	9	4
24	Dwayne Sutton	34:17	05:43	58 - 63	9 - 19	-5	-10	1.69	1.57	6	2	26	3	1	0	12	1
30	Ryan McMahon	26:25	13:35	45 - 59	22 - 23	-14	-1	1.70	1.62	5	3	17	12	1	0	10	3
33	Jordan Nwora	38:04	01:56	64 - 80	3 - 2	-16	1	1.68	1.55	7	1	28	1	1	0	12	1

**Florida State**

No	Name	Mins		Score		Points Diff		Points per Min		Assists		Rebounds		Steals		Turnovers	
		On	Off	On	Off	On	Off	On	Off	On	Off	On	Off	On	Off	On	Off
0	RayQuan Evans	14:44	25:16	31 - 18	51 - 49	13	2	2.10	2.02	3	6	14	22	4	3	3	8
1	RaiQuan Gray	18:21	21:39	41 - 36	41 - 31	5	10	2.23	1.89	5	4	16	20	2	5	5	6
2	Anthony Polite	20:07	19:53	47 - 26	35 - 41	21	-6	2.34	1.76	5	4	19	17	5	2	4	7
3	Trent Forrest	30:06	09:54	62 - 59	20 - 8	3	12	2.06	2.02	8	1	25	11	5	2	11	0
4	Patrick Williams	27:07	12:53	63 - 45	19 - 22	18	-3	2.32	1.47	6	3	23	13	6	1	6	5
5	Balsa Koprivica	03:58	36:02	5 - 8	77 - 59	-3	18	1.26	2.14	1	8	2	34	1	6	1	10
10	Malik Osborne	15:09	24:51	23 - 29	59 - 38	-6	21	1.52	2.37	3	6	14	22	3	4	7	4
11	Nathanael Jack	00:35	39:25	0 - 0	82 - 67	0	15	0.00	2.08	0	9	2	34	0	7	0	11
12	Justin Lindner	00:35	39:25	0 - 0	82 - 67	0	15	0.00	2.08	0	9	2	34	0	7	0	11
15	Dominik Olejniczak	12:22	27:38	30 - 13	52 - 54	17	-2	2.43	1.88	3	6	11	25	2	5	1	10
20	Travis Light	00:35	39:25	0 - 0	82 - 67	0	15	0.00	2.08	0	9	2	34	0	7	0	11
23	M.J. Walker	28:03	11:57	59 - 53	23 - 14	6	9	2.10	1.92	6	3	23	13	5	2	7	4
24	Devin Vassell	25:15	14:45	47 - 45	35 - 22	2	13	1.86	2.37	5	4	21	15	2	5	8	3
30	Harrison Prieto	00:35	39:25	0 - 0	82 - 67	0	15	0.00	2.08	0	9	2	34	0	7	0	11
31	Wyatt Wilkes	01:53	38:07	2 - 3	80 - 64	-1	16	1.06	2.10	0	9	2	34	0	7	2	9
33	Will Miles	00:35	39:25	0 - 0	82 - 67	0	15	0.00	2.08	0	9	2	34	0	7	0	11

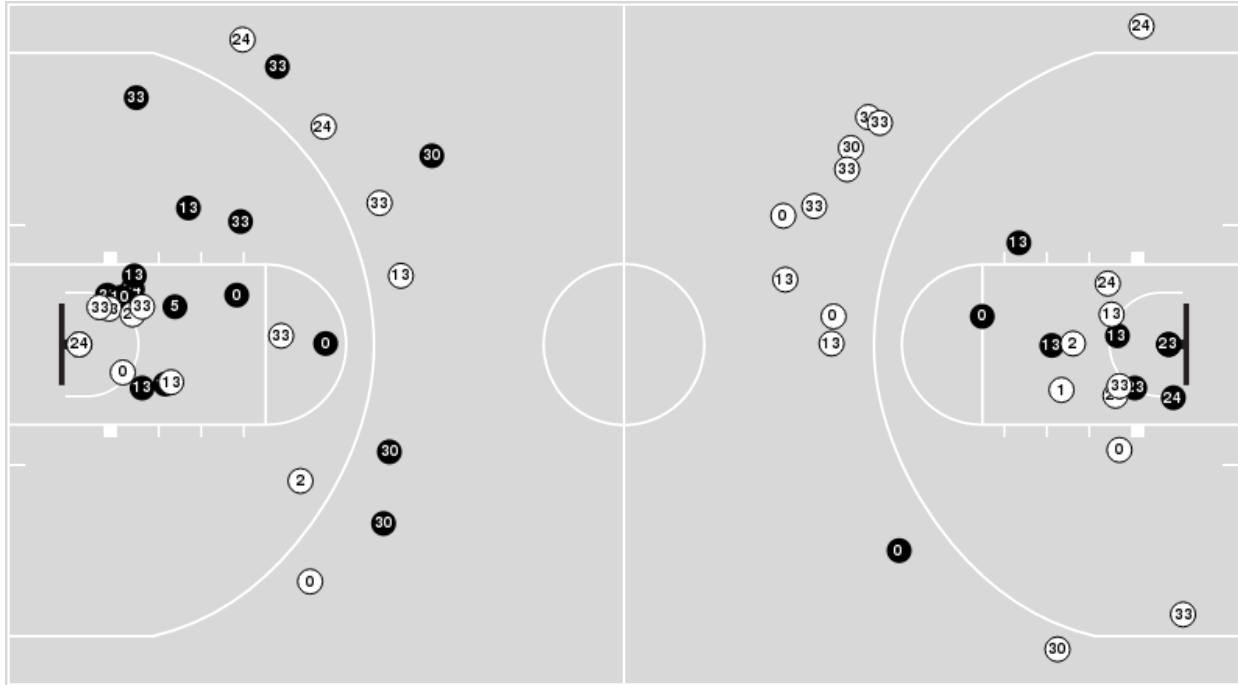




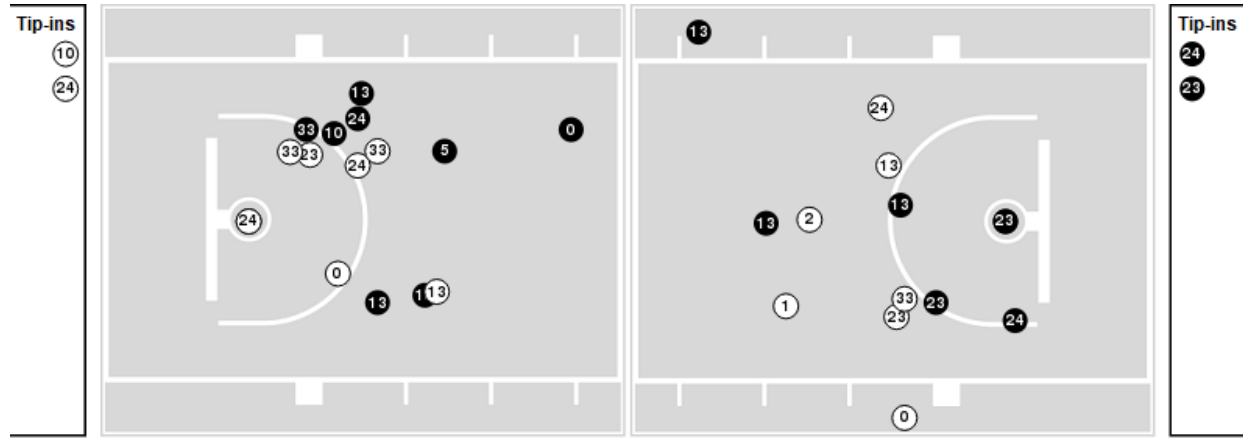
**Officials:** Mike Stephens, Doug Shows, Bert Smith

Players => AllFG Types=>AllResults=>All  
**Louisville**

**All Field Goals**



**Blow Up Chart**



● Made    ○ Missed    N - Player Number

Louisville	M/A	%
Field Goals	25/59	42
2 Points	20/38	53
3 Points	5/21	24
Free Throws	12/14	86

Louisville	M/A	%
Points in the Paint	30 (15 / 29)	52
Fast Break Points	3 (1/1)	100
Second Chance Points	4 (2/6)	33
Effective FG%	47	

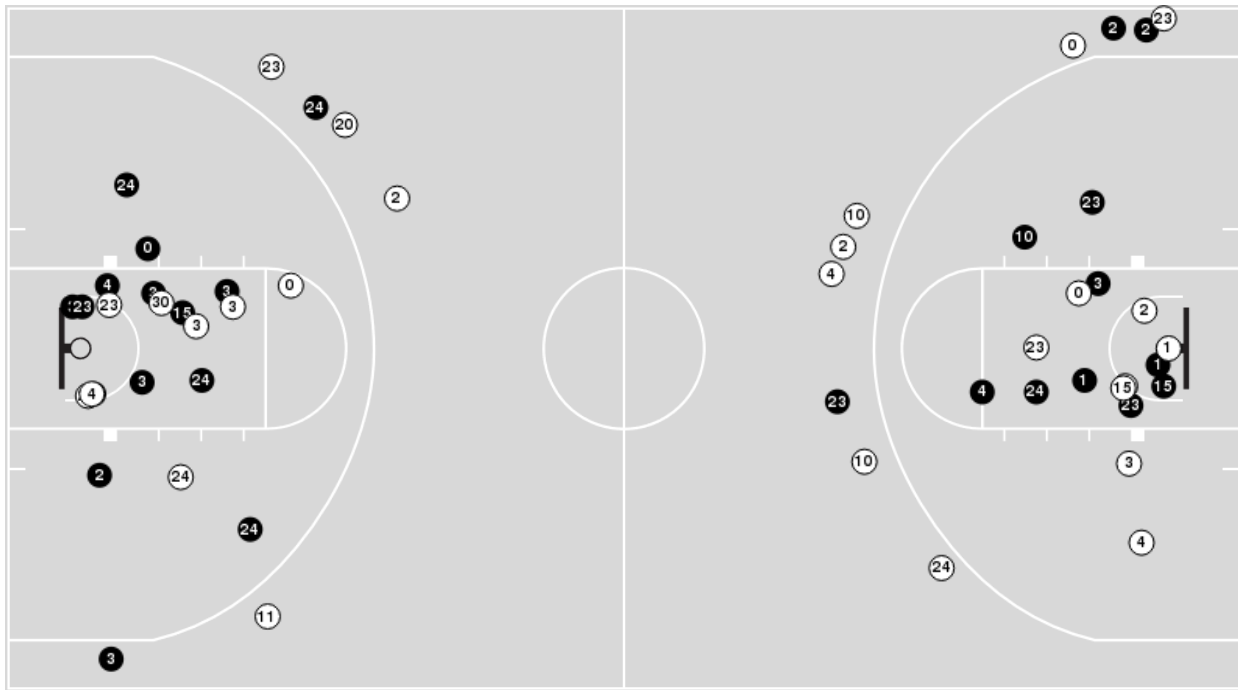


**Officials:** Mike Stephens, Doug Shows, Bert Smith

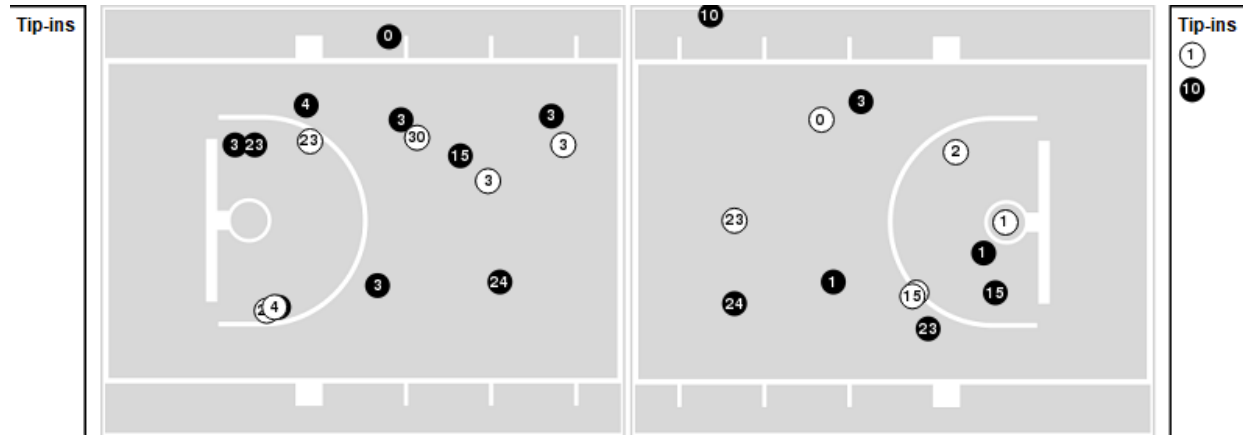
Players => 0, 2, 4, 5, 10, 11, 12, 15, 20, 23, 24, 30, 31, 33, 42, 44, 1, 3, 100, 510FG Types=>AllResults=>All

### Florida State

#### All Field Goals



#### Blow Up Chart



● Made ○ Missed N - Player Number

Florida State	M/A	%
Field Goals	28/55	51
2 Points	23/39	59
3 Points	5/16	31
Free Throws	21/27	78

Florida State	M/A	%
Points in the Paint	34 (17 / 29)	59
Fast Break Points	9 (5/5)	100
Second Chance Points	5 (4/11)	36
Effective FG%	55	



**Louisville at Florida State**

02/24/20 Donald L. Tucker Center, Tallahassee  
2019-20 ACC Men's Basketball

**Game Time:** 7:00 PM  
**Game Duration:** 2:07  
**Attendance:** 11,500

**Officials:** Mike Stephens, Doug Shows, Bert Smith

**Louisville**

Lineup	Quarter On	Time On	Quarter Off	Time Off	Time on Court	Score	Score Diff	Reb	Stl	Tov	Ass	PPP
0- Kimble L/ 5- Williams M/ 13- Johnson D/ 24- Sutton D/ 33- Nwora J/	1	20:00	1	17:31	02:29	4-4	0	2	0	0	2	1.3333
0- Kimble L/ 13- Johnson D/ 23- Enoch S/ 24- Sutton D/ 33- Nwora J/	1	17:31	1	13:48	03:43	7-2	5	3	0	1	0	1.1076
0- Kimble L/ 23- Enoch S/ 24- Sutton D/ 30- McMahon R/ 33- Nwora J/	1	13:48	1	12:29	01:19	1-3	-2	0	0	2	0	0.4098
13- Johnson D/ 23- Enoch S/ 24- Sutton D/ 30- McMahon R/ 33- Nwora J/	1	12:29	1	11:32	00:57	2-2	0	1	0	0	0	2.0000
10- Williamson S/ 13- Johnson D/ 24- Sutton D/ 30- McMahon R/ 33- Nwora J/	1	11:32	1	08:23	03:09	7-6	1	4	1	1	2	1.0000
0- Kimble L/ 2- Perry D/ 10- Williamson S/ 24- Sutton D/ 30- McMahon R/	1	08:23	1	07:02	01:21	3-2	1	0	0	1	1	1.0000
0- Kimble L/ 2- Perry D/ 10- Williamson S/ 30- McMahon R/ 33- Nwora J/	1	07:02	1	06:30	00:32	0-0	0	1	0	0	0	0.0000
2- Perry D/ 10- Williamson S/ 13- Johnson D/ 30- McMahon R/ 33- Nwora J/	1	06:30	1	06:24	00:06	0-1	-1	0	0	0	0	0.0000
2- Perry D/ 13- Johnson D/ 23- Enoch S/ 30- McMahon R/ 33- Nwora J/	1	06:24	1	04:46	01:38	4-5	-1	1	0	0	1	1.6393
13- Johnson D/ 23- Enoch S/ 24- Sutton D/ 30- McMahon R/ 33- Nwora J/	1	04:46	1	02:45	02:01	9-2	7	0	0	0	0	2.2500
10- Williamson S/ 13- Johnson D/ 24- Sutton D/ 30- McMahon R/ 33- Nwora J/	1	02:45	2	20:00	02:45	3-5	-2	5	0	1	0	0.7500
0- Kimble L/ 13- Johnson D/ 23- Enoch S/ 24- Sutton D/ 33- Nwora J/	2	20:00	2	16:18	03:42	11-8	3	4	0	1	1	1.5988
0- Kimble L/ 23- Enoch S/ 24- Sutton D/ 30- McMahon R/ 33- Nwora J/	2	16:18	2	14:57	01:21	0-2	-2	1	0	0	0	0.0000
13- Johnson D/ 23- Enoch S/ 24- Sutton D/ 30- McMahon R/ 33- Nwora J/	2	14:57	2	14:28	00:29	2-2	0	1	0	0	0	2.0000
0- Kimble L/ 23- Enoch S/ 24- Sutton D/ 30- McMahon R/ 33- Nwora J/	2	14:28	2	12:21	02:07	2-5	-3	2	0	1	0	0.5155
0- Kimble L/ 2- Perry D/ 23- Enoch S/ 24- Sutton D/ 33- Nwora J/	2	12:21	2	11:04	01:17	0-3	-3	1	0	1	0	0.0000
2- Perry D/ 10- Williamson S/ 13- Johnson D/ 24- Sutton D/ 33- Nwora J/	2	11:04	2	10:05	00:59	0-1	-1	1	0	0	0	0.0000
0- Kimble L/ 2- Perry D/ 10- Williamson S/ 23- Enoch S/ 33- Nwora J/	2	10:05	2	09:15	00:50	0-5	-5	0	0	0	0	0.0000
0- Kimble L/ 10- Williamson S/ 23- Enoch S/ 30- McMahon R/ 33- Nwora J/	2	09:15	2	07:54	01:21	3-6	-3	0	0	1	0	1.2931
0- Kimble L/ 23- Enoch S/ 24- Sutton D/ 30- McMahon R/ 33- Nwora J/	2	07:54	2	07:07	00:47	0-0	0	0	0	0	0	0.0000
13- Johnson D/ 23- Enoch S/ 24- Sutton D/ 30- McMahon R/ 33- Nwora J/	2	07:07	2	05:23	01:44	2-4	-2	1	0	2	0	0.6667
0- Kimble L/ 13- Johnson D/ 23- Enoch S/ 30- McMahon R/ 33- Nwora J/	2	05:23	2	04:42	00:41	2-2	0	0	0	0	1	1.3889
0- Kimble L/ 13- Johnson D/ 24- Sutton D/ 30- McMahon R/ 33- Nwora J/	2	04:42	2	00:34	04:07	5-12	-7	0	0	1	0	0.5924
1- Oddo K/ 4- Williams G/ 11- Slazinski Q/ 12- Orbaugh H/ 13- Johnson D/	2	00:34	2	00:00	00:35	0-0	0	1	0	0	0	0.0000



**Louisville at Florida State**

02/24/20 Donald L. Tucker Center, Tallahassee  
2019-20 ACC Men's Basketball

**Game Time:** 7:00 PM  
**Game Duration:** 2:07  
**Attendance:** 11,500

**Officials:** Mike Stephens, Doug Shows, Bert Smith

**Florida State**

Lineup	Quarter On	Time On	Quarter Off	Time Off	Time on Court	Score	Score Diff	Reb	Stl	Tov	Ass	PPP
10- Osborne M/ 23- Walker M/ 24- Vassell D/ 1- Gray R/ 3- Forrest T/	1	20:00	1	14:44	05:16	6-8	-2	6	0	2	1	0.7500
0- Evans R/ 4- Williams P/ 10- Osborne M/ 23- Walker M/ 24- Vassell D/	1	14:44	1	13:48	00:56	0-3	-3	0	1	0	0	0.0000
0- Evans R/ 2- Polite A/ 4- Williams P/ 15- Olejniczak D/ 23- Walker M/	1	13:48	1	13:48	00:00	0-0	0	0	0	0	0	0.0000
0- Evans R/ 2- Polite A/ 4- Williams P/ 15- Olejniczak D/ 3- Forrest T/	1	13:48	1	10:18	03:30	7-6	1	2	1	1	2	1.0870
0- Evans R/ 2- Polite A/ 4- Williams P/ 10- Osborne M/ 3- Forrest T/	1	10:18	1	08:23	01:55	4-4	0	3	1	2	0	0.8197
10- Osborne M/ 23- Walker M/ 24- Vassell D/ 31- Wilkes W/ 3- Forrest T/	1	08:23	1	06:30	01:53	2-3	-1	2	0	2	0	0.6667
10- Osborne M/ 23- Walker M/ 24- Vassell D/ 1- Gray R/ 3- Forrest T/	1	06:30	1	06:24	00:06	1-0	1	0	0	0	0	2.2727
4- Williams P/ 23- Walker M/ 24- Vassell D/ 1- Gray R/ 3- Forrest T/	1	06:24	1	03:58	02:26	7-8	-1	1	0	1	0	1.5766
4- Williams P/ 5- Koprivica B/ 23- Walker M/ 24- Vassell D/ 3- Forrest T/	1	03:58	1	03:05	00:53	0-3	-3	0	0	1	0	0.0000
2- Polite A/ 4- Williams P/ 5- Koprivica B/ 23- Walker M/ 3- Forrest T/	1	03:05	2	20:00	03:05	5-5	0	2	1	0	1	1.2500
10- Osborne M/ 23- Walker M/ 24- Vassell D/ 1- Gray R/ 3- Forrest T/	2	20:00	2	16:18	03:42	8-11	-3	1	1	0	2	1.2422
2- Polite A/ 10- Osborne M/ 24- Vassell D/ 1- Gray R/ 3- Forrest T/	2	16:18	2	14:57	01:21	2-0	2	2	0	1	0	0.6667
2- Polite A/ 4- Williams P/ 15- Olejniczak D/ 24- Vassell D/ 3- Forrest T/	2	14:57	2	14:28	00:29	3-2	1	0	0	0	0	2.2727
0- Evans R/ 2- Polite A/ 4- Williams P/ 15- Olejniczak D/ 24- Vassell D/	2	14:28	2	10:21	04:07	7-2	5	4	0	0	1	1.1667
0- Evans R/ 2- Polite A/ 4- Williams P/ 15- Olejniczak D/ 23- Walker M/	2	10:21	2	06:05	04:16	13-3	10	5	1	0	0	1.8678
2- Polite A/ 4- Williams P/ 23- Walker M/ 1- Gray R/ 3- Forrest T/	2	06:05	2	04:41	01:24	6-4	2	1	1	0	1	2.1739
4- Williams P/ 23- Walker M/ 24- Vassell D/ 1- Gray R/ 3- Forrest T/	2	04:41	2	00:34	04:06	11-5	6	5	0	1	1	1.5278
11- Jack N/ 12- Lindner J/ 20- Light T/ 30- Prieto H/ 33- Miles W/	2	00:34	2	00:00	00:35	0-0	0	2	0	0	0	0.0000



**Louisville at Florida State**

02/24/20 Donald L. Tucker Center, Tallahassee  
2019-20 ACC Men's Basketball

**Game Time:** 7:00 PM  
**Game Duration:** 2:07  
**Attendance:** 11,500

**Officials:** Mike Stephens, Doug Shows, Bert Smith

**Louisville**

Lineup	Time	Score	Score Diff	Pts/Min	Reb	Stl	Tov	Ass	PPP
0- Kimble L/ 13- Johnson D/ 23- Enoch S/ 24- Sutton D/ 33- Nwora J/	07:25	18-10	8	2.4270	7	0	2	1	1.3636
10- Williamson S/ 13- Johnson D/ 24- Sutton D/ 30- McMahon R/ 33- Nwora J/	05:54	10-11	-1	1.6949	9	1	2	2	0.9091
0- Kimble L/ 23- Enoch S/ 24- Sutton D/ 30- McMahon R/ 33- Nwora J/	05:34	3-10	-7	0.5389	3	0	3	0	0.3219
13- Johnson D/ 23- Enoch S/ 24- Sutton D/ 30- McMahon R/ 33- Nwora J/	05:11	15-10	5	2.8939	3	0	2	0	1.6667
0- Kimble L/ 13- Johnson D/ 24- Sutton D/ 30- McMahon R/ 33- Nwora J/	04:07	5-12	-7	1.2146	0	0	1	0	0.5924
0- Kimble L/ 5- Williams M/ 13- Johnson D/ 24- Sutton D/ 33- Nwora J/	02:29	4-4	0	1.6107	2	0	0	2	1.3333
2- Perry D/ 13- Johnson D/ 23- Enoch S/ 30- McMahon R/ 33- Nwora J/	01:38	4-5	-1	2.4490	1	0	0	1	1.6393
0- Kimble L/ 2- Perry D/ 10- Williamson S/ 24- Sutton D/ 30- McMahon R/	01:21	3-2	1	2.2222	0	0	1	1	1.0000
0- Kimble L/ 10- Williamson S/ 23- Enoch S/ 30- McMahon R/ 33- Nwora J/	01:21	3-6	-3	2.2222	0	0	1	0	1.2931
0- Kimble L/ 2- Perry D/ 23- Enoch S/ 24- Sutton D/ 33- Nwora J/	01:17	0-3	-3	0.0000	1	0	1	0	0.0000
2- Perry D/ 10- Williamson S/ 13- Johnson D/ 24- Sutton D/ 33- Nwora J/	00:59	0-1	-1	0.0000	1	0	0	0	0.0000
0- Kimble L/ 2- Perry D/ 10- Williamson S/ 23- Enoch S/ 33- Nwora J/	00:50	0-5	-5	0.0000	0	0	0	0	0.0000
0- Kimble L/ 13- Johnson D/ 23- Enoch S/ 30- McMahon R/ 33- Nwora J/	00:41	2-2	0	2.9268	0	0	0	1	1.3889
1- Oddo K/ 4- Williams G/ 11- Slazinski Q/ 12- Orbaugh H/ 13- Johnson D/	00:35	0-0	0	0.0000	1	0	0	0	0.0000
0- Kimble L/ 2- Perry D/ 10- Williamson S/ 30- McMahon R/ 33- Nwora J/	00:32	0-0	0	0.0000	1	0	0	0	0.0000
2- Perry D/ 10- Williamson S/ 13- Johnson D/ 30- McMahon R/ 33- Nwora J/	00:06	0-1	-1	0.0000	0	0	0	0	0.0000



**Officials:** Mike Stephens, Doug Shows, Bert Smith

**Florida State**

Lineup	Time	Score	Score Diff	Pts/Min	Reb	Stl	Tov	Ass	PPP
10- Osborne M/ 23- Walker M/ 24- Vassell D/ 1- Gray R/ 3- Forrest T/	09:04	15-19	-4	1.6544	7	1	2	3	1.0081
4- Williams P/ 23- Walker M/ 24- Vassell D/ 1- Gray R/ 3- Forrest T/	06:32	18-13	5	2.7551	6	0	2	1	1.5464
0- Evans R/ 2- Polite A/ 4- Williams P/ 15- Olejniczak D/ 23- Walker M/	04:16	13-3	10	3.0469	5	1	0	0	1.8678
0- Evans R/ 2- Polite A/ 4- Williams P/ 15- Olejniczak D/ 24- Vassell D/	04:07	7-2	5	1.7004	4	0	0	1	1.1667
0- Evans R/ 2- Polite A/ 4- Williams P/ 15- Olejniczak D/ 3- Forrest T/	03:30	7-6	1	2.0000	2	1	1	2	1.0870
2- Polite A/ 4- Williams P/ 5- Koprivica B/ 23- Walker M/ 3- Forrest T/	03:05	5-5	0	1.6216	2	1	0	1	1.2500
0- Evans R/ 2- Polite A/ 4- Williams P/ 10- Osborne M/ 3- Forrest T/	01:55	4-4	0	2.0870	3	1	2	0	0.8197
10- Osborne M/ 23- Walker M/ 24- Vassell D/ 31- Wilkes W/ 3- Forrest T/	01:53	2-3	-1	1.0619	2	0	2	0	0.6667
2- Polite A/ 4- Williams P/ 23- Walker M/ 1- Gray R/ 3- Forrest T/	01:24	6-4	2	4.2857	1	1	0	1	2.1739
2- Polite A/ 10- Osborne M/ 24- Vassell D/ 1- Gray R/ 3- Forrest T/	01:21	2-0	2	1.4815	2	0	1	0	0.6667
0- Evans R/ 4- Williams P/ 10- Osborne M/ 23- Walker M/ 24- Vassell D/	00:56	0-3	-3	0.0000	0	1	0	0	0.0000
4- Williams P/ 5- Koprivica B/ 23- Walker M/ 24- Vassell D/ 3- Forrest T/	00:53	0-3	-3	0.0000	0	0	1	0	0.0000
11- Jack N/ 12- Lindner J/ 20- Light T/ 30- Prieto H/ 33- Miles W/	00:35	0-0	0	0.0000	2	0	0	0	0.0000
2- Polite A/ 4- Williams P/ 15- Olejniczak D/ 24- Vassell D/ 3- Forrest T/	00:29	3-2	1	6.2069	0	0	0	0	2.2727