



Official Basketball Box Score - Final
Boston College at Florida State
 03/07/20 Donald L. Tucker Center, Tallahassee
 2019-20 Men's Basketball

Game Time: 4:30 PM
 Game Duration: 1:59
 Attendance: 11,500

Officials: Ted Valentine, Mark Schnur, Tommy Morrissey

Boston College - 62

Record: 13-18 (7-13)

NO.	Name	F	Min	FG	3P	FT	Rebounds			Fouls		TP	AS	TO	ST	Blocks		+/-
				M-A	M-A	M-A	OR	DR	TOT	PF	FD					BS	BA	
0	CJ Felder	F	25:44	2-2	0-0	3-3	1	7	8	4	2	7	1	2	0	1	0	-12
14	Kamari Williams	F	27:27	1-8	0-5	0-0	1	1	2	1	1	2	0	2	0	0	0	-15
41	Steffon Mitchell	F	33:12	4-8	0-3	4-7	2	7	9	3	7	12	1	3	2	1	1	-19
5	Jay Heath	G	33:47	4-12	2-6	2-4	2	4	6	2	2	12	3	2	0	0	0	-22
11	Derryck Thornton	G	30:55	3-12	3-10	4-6	0	3	3	1	4	13	3	5	0	0	0	-18
2	Julian Rishwain		25:01	3-10	2-6	0-0	0	3	3	5	2	8	2	1	0	0	0	-2
13	Luka Kraljevic		14:06	0-2	0-0	1-2	2	0	2	1	1	1	1	2	1	0	2	0
23	Andrew Kenny		09:02	1-2	1-2	1-2	0	0	0	0	1	4	0	2	0	0	0	-2
30	Sam Holtze		00:46	1-1	1-1	0-0	0	0	0	0	0	3	0	0	0	0	0	0
Team							2	1	3			0		0				
Totals				19-57	9-33	15-24	10	26	36	17	20	62	11	19	3	2	3	-18

Shooting By Period		
1st FG%	8-30	26.7%
3PT%	4-17	23.5%
FT%	4-5	80%
2nd FG%	11-27	40.7%
3PT%	5-16	31.3%
FT%	11-19	57.9%
GM FG%	19-57	33.3%
3PT%	9-33	27.3%
FT%	15-24	62.5%

Dead Ball Rebounds: 6, 3

Technical Fouls::NONE

Florida State - 80

Record: 26-5 (16-4)

NO.	Name	F	Min	FG	3P	FT	Rebounds			Fouls		TP	AS	TO	ST	Blocks		+/-
				M-A	M-A	M-A	OR	DR	TOT	PF	FD					BS	BA	
1	RaiQuan Gray	F	16:55	2-3	0-1	0-0	1	6	7	3	0	4	4	0	1	1	0	18
15	Dominik Olejniczak	C	13:39	7-10	0-0	0-0	3	2	5	3	0	14	0	0	0	0	0	13
3	Trent Forrest	G	20:20	2-7	0-2	2-4	0	3	3	1	2	6	1	3	0	0	1	10
23	M.J. Walker	G	21:57	2-7	1-3	0-0	0	2	2	4	0	5	2	0	2	0	0	14
24	Devin Vassell	G	19:41	2-6	1-3	0-0	2	0	2	2	2	5	2	0	1	1	0	9
4	Patrick Williams		17:23	4-8	0-1	2-4	2	4	6	1	2	10	0	1	1	0	1	2
10	Malik Osborne		11:40	0-1	0-0	2-4	1	3	4	1	3	2	0	0	0	1	0	-6
0	RayQuan Evans		15:54	1-6	0-1	1-1	0	4	4	0	1	3	6	2	0	0	0	13
2	Anthony Polite		15:24	1-2	1-2	0-0	0	1	1	2	1	3	1	2	2	0	0	7
31	Wyatt Wilkes		12:02	1-4	1-3	0-0	1	2	3	0	0	3	0	0	2	0	0	10
5	Balsa Koprivica		10:55	6-6	0-0	3-5	2	0	2	0	4	15	0	0	0	0	0	16
11	Nathanael Jack		09:25	2-8	1-6	0-0	1	0	1	2	0	5	0	0	0	0	0	1
12	Justin Lindner		03:46	1-1	0-0	0-0	0	1	1	0	0	2	0	0	0	0	0	-5
30	Harrison Prieto		03:46	0-0	0-0	1-2	1	1	2	1	1	1	0	1	0	0	0	-5
20	Travis Light		02:39	0-2	0-2	2-2	0	0	0	0	1	2	0	0	0	0	0	-3
33	Will Miles		02:39	0-1	0-1	0-0	0	0	0	0	0	0	0	0	0	0	0	-3
44	Ty Hands		01:55	0-1	0-1	0-0	0	1	1	0	0	0	0	0	0	0	0	-1
Team							0	1	1			0		0				
Totals				31-73	5-26	13-22	14	31	45	20	17	80	16	9	9	3	2	18

Shooting By Period		
1st FG%	18-37	48.6%
3PT%	3-9	33.3%
FT%	3-6	50%
2nd FG%	13-36	36.1%
3PT%	2-17	11.8%
FT%	10-16	62.5%
GM FG%	31-73	42.5%
3PT%	5-26	19.2%
FT%	13-22	59.1%

Dead Ball Rebounds: 8, 0

Technical Fouls::NONE

	BC	FSU
Biggest lead	0 (1st 20:00)	23 (2nd 17:59)
Best Scoring Run	5 (2nd 14:02)	11 (1st 6:25)
Lead Changes	0	
Times Tied	0	
Time with Lead	00:00	39:26

Points from	BC	FSU
Turnovers	5	16
Paint	18	46
Second Chance	12	15
Fast Breaks	3	9
Bench	16	46

	Period by Period Scoring		
	1st	2nd	TOT
BC	24	38	62
FSU	42	38	80



Period 1

Quarter Starters:

FSU	1 Gray R	3 Forrest T	15 Olejniczak D	23 Walker M	24 Vassell D
BC	0 Felder C	5 Heath J	11 Thornton D	14 Williams K	41 Mitchell S

Game Time	FSU	Score	Diff	BC
20:00	15 OLEJNICZAK D jumpball won			0 FELDER C jumpball lost
19:39	3 FORREST T 2pt FG in the paint, jump shot missed			
19:26	15 OLEJNICZAK D offensive rebound (1)			
19:26	15 OLEJNICZAK D 2pt FG in the paint, layup made (2)	2-0	2	
19:23				11 THORNTON D turnover lost ball (1)
19:11	15 OLEJNICZAK D 2pt FG outside the paint, hook shot missed			
19:07	15 OLEJNICZAK D offensive rebound (2)			
19:04	24 VASSELL D 3pt FG , jump shot missed			
19:00				5 HEATH J defensive rebound (1)
18:57				11 THORNTON D 3pt FG , jump shot missed
18:53	1 GRAY R defensive rebound (1)			
18:50	1 GRAY R 2pt FG fast break in the paint, dunk, made (2)	4-0	4	
18:21				14 WILLIAMS K 3pt FG , jump shot missed
18:16	3 FORREST T defensive rebound (1)			
18:04	1 GRAY R 3pt FG , jump shot missed			
18:00	1 GRAY R offensive rebound (2)			
17:59	1 GRAY R 2pt FG in the paint, dunk, made (4)	6-0	6	
17:58				Timeout 30 Sec
17:32	15 OLEJNICZAK D foul shooting (1 - 1)			5 HEATH J foul drawn (1)
17:32				5 HEATH J free throw 1 - 2 missed
17:32				offensive dead ball rebound (1)
17:32				14 WILLIAMS K substitution out
17:32				2 RISHWAIN J substitution in
17:32		6-1	5	5 HEATH J free throw 2 - 2 made (1)
17:16	15 OLEJNICZAK D 2pt FG in the paint, layup made (4)	8-1	7	
17:16	23 WALKER M assist (1)			
17:06	1 GRAY R steal (1)			0 FELDER C turnover lost ball (1)
16:52	15 OLEJNICZAK D 2pt FG in the paint, hook shot missed			
16:47				41 MITCHELL S defensive rebound (1)
16:46				11 THORNTON D 2pt FG outside the paint, jump shot missed
16:42	defensive rebound (6)			
16:42	1 GRAY R substitution out			
16:42	15 OLEJNICZAK D substitution out			
16:42	4 WILLIAMS P substitution in			
16:42	10 OSBORNE M substitution in			
16:42				0 FELDER C substitution out
16:42				13 KRALJEVIC L substitution in
16:32	10 OSBORNE M foul drawn (1)			2 RISHWAIN J foul personal (1 - 1)
16:31	3 FORREST T turnover bad pass (1)			13 KRALJEVIC L steal (1)
16:24		8-3	5	2 RISHWAIN J 2pt FG outside the paint, jump shot made (2)
16:11	23 WALKER M 3pt FG , jump shot missed			
16:07	4 WILLIAMS P offensive rebound (1)			
16:04	24 VASSELL D 2pt FG outside the paint, jump shot missed			



Official Basketball Play by Play - First Half
Boston College at Florida State
 03/07/20 Donald L. Tucker Center, Tallahassee
 2019-20 Men's Basketball

Game Time: 4:30 PM
Game Duration: 1:59
Attendance: 11,500

Officials: Ted Valentine, Mark Schnur, Tommy Morrissey

Game Time	FSU	Score	Diff	BC
16:00				11 THORNTON D defensive rebound (1)
15:58	23 WALKER M foul shooting (1 - 2)			11 THORNTON D foul drawn (1)
15:58	Timeout media			
15:58		8-4	4	11 THORNTON D free throw 1 - 2 made (1)
15:58		8-5	3	11 THORNTON D free throw 2 - 2 made (2)
15:41	3 FORREST T foul drawn (1)			13 KRALJEVIC L foul shooting (1 - 2)
15:41	3 FORREST T free throw 1 - 2 missed			
15:41	offensive dead ball rebound (1)			
15:41	3 FORREST T free throw 2 - 2 made (1)	9-5	4	
15:30		9-8	1	5 HEATH J 3pt FG , jump shot made (4)
15:21	3 FORREST T 2pt FG in the paint, layup made (3)	11-8	3	
14:57				2 RISHWAIN J 2pt FG outside the paint, jump shot missed
14:53	3 FORREST T defensive rebound (2)			
14:33	3 FORREST T 2pt FG in the paint, driving layup made (5)	13-8	5	
14:19				13 KRALJEVIC L 2pt FG in the paint, layup blocked
14:19	24 VASELL D block (1)			
14:12	4 WILLIAMS P defensive rebound (2)			
14:06	4 WILLIAMS P 2pt FG outside the paint, jump shot made (2)	15-8	7	
13:53		15-11	4	2 RISHWAIN J 3pt FG , jump shot made (5)
13:53				11 THORNTON D assist (1)
13:43	24 VASELL D 2pt FG in the paint, dunk, made (2)	17-11	6	
13:43	3 FORREST T assist (1)			
13:26				11 THORNTON D turnover lost ball (2)
13:16	3 FORREST T turnover bad pass (2)			
13:16	3 FORREST T substitution out			
13:16	23 WALKER M substitution out			
13:16	24 VASELL D substitution out			
13:16	0 EVANS R substitution in			
13:16	2 POLITE A substitution in			
13:16	31 WILKES W substitution in			
13:16				11 THORNTON D substitution out
13:16				13 KRALJEVIC L substitution out
13:16				0 FELDER C substitution in
13:16				14 WILLIAMS K substitution in
13:07				41 MITCHELL S 2pt FG in the paint, layup blocked
13:07	10 OSBORNE M block (1)			
13:06				offensive rebound (4)
12:55				5 HEATH J 3pt FG , jump shot missed
12:51	2 POLITE A defensive rebound (1)			
12:34	10 OSBORNE M 2pt FG in the paint, layup missed			
12:32				41 MITCHELL S defensive rebound (2)
12:24	31 WILKES W steal (1)			0 FELDER C turnover lost ball (2)
12:20	10 OSBORNE M substitution out			
12:20	5 KOPRIVICA B substitution in			
12:05	31 WILKES W 3pt FG , jump shot made (3)	20-11	9	
12:05	0 EVANS R assist (1)			
11:48				14 WILLIAMS K 3pt FG , jump shot missed
11:43	4 WILLIAMS P defensive rebound (3)			
11:37	Timeout media			



Officials: Ted Valentine, Mark Schnur, Tommy Morrissey

Game Time	FSU	Score	Diff	BC
11:28	4 WILLIAMS P 2pt FG in the paint, layup blocked			
11:28				41 MITCHELL S block (1)
11:21				14 WILLIAMS K defensive rebound (1)
11:07	4 WILLIAMS P steal (1)			14 WILLIAMS K turnover bad pass (1)
11:02	0 EVANS R 2pt FG from turnover outside the paint, jump shot missed			
11:01	4 WILLIAMS P offensive rebound (4)			
10:59	4 WILLIAMS P 2pt FG fast break in the paint, dunk, made (4)	22-11	11	
10:39				2 RISHWAIN J 3pt FG , jump shot missed
10:34				0 FELDER C offensive rebound (1)
10:28	4 WILLIAMS P substitution out			
10:28	1 GRAY R substitution in			
10:28				2 RISHWAIN J substitution out
10:28				11 THORNTON D substitution in
10:10		22-14	8	11 THORNTON D 3pt FG , jump shot made (5)
10:10				41 MITCHELL S assist (1)
10:00	5 KOPRIVICA B foul drawn (1)			41 MITCHELL S foul shooting (1 - 3)
10:00	5 KOPRIVICA B free throw 1 - 2 missed			
10:00	offensive dead ball rebound (2)			
10:00	5 KOPRIVICA B free throw 2 - 2 made (1)	23-14	9	
10:00				0 FELDER C substitution out
10:00				13 KRALJEVIC L substitution in
09:38				41 MITCHELL S 3pt FG , jump shot missed
09:31				13 KRALJEVIC L offensive rebound (1)
09:30		23-17	6	11 THORNTON D 3pt FG , jump shot made (8)
09:30				13 KRALJEVIC L assist (1)
09:16	31 WILKES W 3pt FG , jump shot missed			
09:12	5 KOPRIVICA B offensive rebound (1)			
09:11	5 KOPRIVICA B 2pt FG in the paint, hook shot made (3)	25-17	8	
08:54				13 KRALJEVIC L 2pt FG in the paint, layup blocked
08:54	1 GRAY R block (1)			
08:46	0 EVANS R defensive rebound (1)			
08:44	5 KOPRIVICA B 2pt FG in the paint, dunk, made (5)	27-17	10	
08:44	1 GRAY R assist (1)			
08:22				5 HEATH J 2pt FG outside the paint, jump shot missed
08:18	1 GRAY R defensive rebound (3)			
08:13	5 KOPRIVICA B 2pt FG in the paint, dunk, made (7)	29-17	12	
08:13	0 EVANS R assist (2)			
08:07				Timeout 30 Sec
08:07				Timeout media
08:07	0 EVANS R substitution out			
08:07	2 POLITE A substitution out			
08:07	5 KOPRIVICA B substitution out			
08:07	31 WILKES W substitution out			
08:07	3 FORREST T substitution in			
08:07	15 OLEJNICZAK D substitution in			
08:07	23 WALKER M substitution in			
08:07	24 VASSELL D substitution in			
08:07				13 KRALJEVIC L substitution out



Official Basketball Play by Play - First Half
Boston College at Florida State
 03/07/20 Donald L. Tucker Center, Tallahassee
 2019-20 Men's Basketball

Game Time: 4:30 PM
Game Duration: 1:59
Attendance: 11,500

Officials: Ted Valentine, Mark Schnur, Tommy Morrissey

Game Time	FSU	Score	Diff	BC
08:07				14 WILLIAMS K substitution out
08:07				2 RISHWAIN J substitution in
08:07				23 KENNY A substitution in
07:57	23 WALKER M foul personal (2 - 3)			41 MITCHELL S foul drawn (1)
07:38				2 RISHWAIN J 3pt FG , jump shot missed
07:34	23 WALKER M defensive rebound (1)			
07:32	24 VASSELL D 3pt FG fast break, jump shot made (5)	32-17	15	
07:32	1 GRAY R assist (2)			
07:10	1 GRAY R foul personal (1 - 4)			41 MITCHELL S foul drawn (2)
07:10				5 HEATH J substitution out
07:10				23 KENNY A substitution out
07:10				0 FELDER C substitution in
07:10				14 WILLIAMS K substitution in
06:57	23 WALKER M steal (1)			11 THORNTON D turnover lost ball (3)
06:51	24 VASSELL D 2pt FG in the paint, dunk, missed			
06:47				0 FELDER C defensive rebound (2)
06:45	23 WALKER M steal (2)			14 WILLIAMS K turnover bad pass (2)
06:25	15 OLEJNICZAK D 2pt FG in the paint, hook shot made (6)	34-17	17	
06:25	24 VASSELL D assist (1)			
05:54				2 RISHWAIN J 2pt FG outside the paint, jump shot missed
05:51	15 OLEJNICZAK D defensive rebound (3)			
05:45	23 WALKER M 2pt FG in the paint, layup missed			
05:42				2 RISHWAIN J defensive rebound (1)
05:39		34-19	15	14 WILLIAMS K 2pt FG fast break in the paint, dunk, made (2)
05:39				2 RISHWAIN J assist (1)
05:38	1 GRAY R substitution out			
05:38	4 WILLIAMS P substitution in			
05:38				2 RISHWAIN J substitution out
05:38				5 HEATH J substitution in
05:28	4 WILLIAMS P 2pt FG in the paint, layup made (6)	36-19	17	
05:28	24 VASSELL D assist (2)			
05:01	4 WILLIAMS P foul personal (1 - 5)			14 WILLIAMS K foul drawn (1)
04:51				41 MITCHELL S 3pt FG , jump shot missed
04:48				14 WILLIAMS K offensive rebound (2)
04:45		36-21	15	0 FELDER C 2pt FG in the paint, layup made (2)
04:45				5 HEATH J assist (1)
04:45	15 OLEJNICZAK D foul shooting (2 - 6)			0 FELDER C foul drawn (1)
04:45				41 MITCHELL S substitution out
04:45	15 OLEJNICZAK D substitution out			
04:45	10 OSBORNE M substitution in			
04:45				13 KRALJEVIC L substitution in
04:45		36-22	14	0 FELDER C free throw 1 - 1 made (3)
04:45				41 MITCHELL S substitution out
04:45				0 FELDER C substitution in
04:42	23 WALKER M 3pt FG , jump shot missed			
04:38				0 FELDER C defensive rebound (3)
04:33				5 HEATH J 3pt FG , jump shot missed
04:27	10 OSBORNE M defensive rebound (1)			
04:04	23 WALKER M 2pt FG in the paint, layup made (2)	38-22	16	



Official Basketball Play by Play - First Half
Boston College at Florida State
 03/07/20 Donald L. Tucker Center, Tallahassee
 2019-20 Men's Basketball

Game Time: 4:30 PM
Game Duration: 1:59
Attendance: 11,500

Officials: Ted Valentine, Mark Schnur, Tommy Morrissey

Game Time	FSU	Score	Diff	BC
03:39	24 VASSELL D foul drawn (1)			5 HEATH J foul personal (1 - 4)
03:39	Timeout media			
03:39				13 KRALJEVIC L substitution out
03:39				41 MITCHELL S substitution in
03:19	23 WALKER M 2pt FG outside the paint, jump shot missed			
03:15	24 VASSELL D offensive rebound (1)			
03:11	4 WILLIAMS P foul drawn (1)			0 FELDER C foul shooting (1 - 5)
03:11	4 WILLIAMS P free throw 1 - 2 missed			
03:11	offensive dead ball rebound (3)			
03:11	4 WILLIAMS P free throw 2 - 2 made (7)	39-22	17	
02:57				14 WILLIAMS K 3pt FG , jump shot missed
02:51	10 OSBORNE M defensive rebound (2)			
02:45	4 WILLIAMS P 2pt FG outside the paint, jump shot missed			
02:41				41 MITCHELL S defensive rebound (3)
02:38				14 WILLIAMS K 3pt FG , jump shot missed
02:32	23 WALKER M defensive rebound (2)			
02:23	3 FORREST T 2pt FG in the paint, layup blocked			
02:23				0 FELDER C block (1)
02:18				0 FELDER C defensive rebound (4)
02:16				14 WILLIAMS K 2pt FG in the paint, layup missed
02:12	10 OSBORNE M defensive rebound (3)			
02:09	3 FORREST T turnover bad pass (3)			
01:58		39-24	15	5 HEATH J 2pt FG in the paint, driving layup made (6)
01:56	3 FORREST T substitution out			
01:56	4 WILLIAMS P substitution out			
01:56	10 OSBORNE M substitution out			
01:56	23 WALKER M substitution out			
01:56	24 VASSELL D substitution out			
01:56	0 EVANS R substitution in			
01:56	2 POLITE A substitution in			
01:56	5 KOPRIVICA B substitution in			
01:56	11 JACK N substitution in			
01:56	31 WILKES W substitution in			
01:56				14 WILLIAMS K substitution out
01:56				2 RISHWAIN J substitution in
01:56	Timeout 30 Sec			
01:45	11 JACK N 3pt FG , jump shot missed			
01:41				5 HEATH J defensive rebound (2)
01:23				2 RISHWAIN J 2pt FG in the paint, jump shot missed
01:20	0 EVANS R defensive rebound (2)			
01:18	0 EVANS R turnover dribbling violation (1)			
01:07				11 THORNTON D 3pt FG , jump shot missed
01:04	31 WILKES W defensive rebound (1)			
00:52	5 KOPRIVICA B foul drawn (2)			2 RISHWAIN J foul personal (2 - 6)
00:52				0 FELDER C substitution out
00:52				2 RISHWAIN J substitution out
00:52				13 KRALJEVIC L substitution in
00:52				23 KENNY A substitution in
00:49	2 POLITE A 3pt FG , jump shot made (3)	42-24	18	



Official Basketball Play by Play - First Half
Boston College at Florida State
03/07/20 Donald L. Tucker Center, Tallahassee
2019-20 Men's Basketball

Game Time: 4:30 PM
Game Duration: 1:59
Attendance: 11,500

Officials: Ted Valentine, Mark Schnur, Tommy Morrissey

Game Time	FSU	Score	Diff	BC
00:49	0 EVANS R assist (3)			
00:24				41 MITCHELL S 3pt FG , jump shot missed
00:20	31 WILKES W defensive rebound (2)			
00:07	0 EVANS R 2pt FG outside the paint, jump shot missed			
00:01	11 JACK N offensive rebound (1)			
END OF PERIOD				
FSU 42-24 BC				



Officials: Ted Valentine, Mark Schnur, Tommy Morrissey

Boston College - 24

NO.	Name	F	Min	FG			Rebounds			Fouls		TP	AS	TO	ST	Blocks		+/-
				M-A	3P	FT	OR	DR	TOT	PF	FD					BS	BA	
0	CJ Felder	F	12:51	1-1	0-0	1-1	1	3	4	1	1	3	0	2	0	1	0	-10
14	Kamari Williams	F	12:51	1-6	0-4	0-0	1	1	2	0	1	2	0	2	0	0	0	-12
41	Steffon Mitchell	F	18:54	0-4	0-3	0-0	0	3	3	1	2	0	1	0	0	1	1	-17
5	Jay Heath	G	18:28	2-5	1-3	1-2	0	2	2	1	1	6	1	0	0	0	0	-18
11	Derryck Thornton	G	17:12	2-5	2-4	2-2	0	1	1	0	1	8	1	3	0	0	0	-13
2	Julian Rishwain		10:36	2-7	1-3	0-0	0	1	1	2	0	5	1	0	0	0	0	-8
13	Luka Kraljevic		07:18	0-2	0-0	0-0	1	0	1	1	0	0	1	0	1	0	2	-6
23	Andrew Kenny		01:50	0-0	0-0	0-0	0	0	0	0	0	0	0	0	0	0	0	-6
Team							1	0	1			0		0				
Totals				8-30	4-17	4-5	4	11	15	6	6	24	5	7	1	2	3	-18

Shooting By Period		
1st FG%	8-30	26.7%
3PT%	4-17	23.5%
FT%	4-5	80%
GM FG%	8-30	26.7%
3PT%	4-17	23.5%
FT%	4-5	80.0%

Dead Ball Rebounds: 1, 0

Technical Fouls::NONE

Florida State - 42

NO.	Name	F	Min	FG			Rebounds			Fouls		TP	AS	TO	ST	Blocks		+/-
				M-A	3P	FT	OR	DR	TOT	PF	FD					BS	BA	
1	RaiQuan Gray	F	08:08	2-3	0-1	0-0	1	2	3	1	0	4	2	0	1	1	0	11
15	Dominik Olejniczak	C	06:40	3-5	0-0	0-0	2	1	3	2	0	6	0	0	0	0	0	10
3	Trent Forrest	G	12:55	2-4	0-0	1-2	0	2	2	0	1	5	1	3	0	0	1	9
23	M.J. Walker	G	12:55	1-5	0-2	0-0	0	2	2	2	0	2	1	0	2	0	0	9
24	Devin Vassell	G	12:55	2-5	1-2	0-0	1	0	1	0	1	5	2	0	0	1	0	9
4	Patrick Williams		09:56	3-5	0-0	1-2	2	2	4	1	1	7	0	0	1	0	1	4
10	Malik Osborne		07:11	0-1	0-0	0-0	0	3	3	0	1	0	0	0	0	1	0	-1
0	RayQuan Evans		07:05	0-2	0-0	0-0	0	2	2	0	0	0	3	1	0	0	0	9
2	Anthony Polite		07:05	1-1	1-1	0-0	0	1	1	0	0	3	0	0	0	0	0	9
31	Wyatt Wilkes		07:05	1-2	1-2	0-0	0	2	2	0	0	3	0	0	1	0	0	9
5	Balsa Koprivica		06:09	3-3	0-0	1-2	1	0	1	0	2	7	0	0	0	0	0	9
11	Nathanael Jack		01:56	0-1	0-1	0-0	1	0	1	0	0	0	0	0	0	0	0	3
Team							0	1	1			0		0				
Totals				18-37	3-9	3-6	8	18	26	6	6	42	9	4	5	3	2	18

Shooting By Period		
1st FG%	18-37	48.6%
3PT%	3-9	33.3%
FT%	3-6	50%
GM FG%	18-37	48.6%
3PT%	3-9	33.3%
FT%	3-6	50.0%

Dead Ball Rebounds: 3, 0

Technical Fouls::NONE

	BC	FSU	Points from		Period by Period Scoring	
Biggest lead	0 (1st 20:00)	18 (1st 0:49)	Turnovers	4	7	
Best Scoring Run	4 (1st 15:58)	11 (1st 6:25)	Paint	6	28	1st
Lead Changes	0		Second Chance	9	9	TOT
Times Tied	0		Fast Breaks	2	7	BC
Time with Lead	00:00	19:26	Bench	5	20	FSU



Officials: Ted Valentine, Mark Schnur, Tommy Morrissey

Period 2

Quarter Starters:

FSU	1 Gray R	3 Forrest T	15 Olejniczak D	23 Walker M	24 Vassell D
BC	0 Felder C	5 Heath J	11 Thornton D	14 Williams K	41 Mitchell S

Game Time	FSU	Score	Diff	BC
20:00	0 EVANS R substitution out			
20:00	2 POLITE A substitution out			
20:00	5 KOPRIVICA B substitution out			
20:00	11 JACK N substitution out			
20:00	31 WILKES W substitution out			
20:00	1 GRAY R substitution in			
20:00	3 FORREST T substitution in			
20:00	15 OLEJNICZAK D substitution in			
20:00	23 WALKER M substitution in			
20:00	24 VASSELL D substitution in			
20:00				13 KRALJEVIC L substitution out
20:00				23 KENNY A substitution out
20:00				0 FELDER C substitution in
20:00				14 WILLIAMS K substitution in
19:50				11 THORNTON D 3pt FG , jump shot missed
19:48				offensive dead ball rebound (2)
19:48	3 FORREST T foul personal (1 - 1)			41 MITCHELL S foul drawn (3)
19:41				11 THORNTON D 3pt FG , jump shot missed
19:37	3 FORREST T defensive rebound (3)			
19:16	3 FORREST T 2pt FG outside the paint, jump shot missed			
19:12	15 OLEJNICZAK D offensive rebound (4)			
19:10	15 OLEJNICZAK D 2pt FG in the paint, layup made (8)	44-24	20	
18:57	23 WALKER M foul shooting (3 - 2)			5 HEATH J foul drawn (2)
18:57		44-25	19	5 HEATH J free throw 1 - 2 made (7)
18:57	Timeout 30 Sec			
18:57				5 HEATH J free throw 2 - 2 missed
18:55	1 GRAY R defensive rebound (4)			
18:41	23 WALKER M 3pt FG , jump shot made (5)	47-25	22	
18:17	24 VASSELL D foul shooting (1 - 3)			11 THORNTON D foul drawn (2)
18:17				11 THORNTON D free throw 1 - 2 missed
18:17				offensive dead ball rebound (3)
18:17		47-26	21	11 THORNTON D free throw 2 - 2 made (9)
17:59	15 OLEJNICZAK D 2pt FG in the paint, dunk, made (10)	49-26	23	
17:59	1 GRAY R assist (3)			
17:43	23 WALKER M foul personal (4 - 4)			11 THORNTON D foul drawn (3)
17:43	15 OLEJNICZAK D substitution out			
17:43	23 WALKER M substitution out			
17:43	2 POLITE A substitution in			
17:43	10 OSBORNE M substitution in			
17:43				14 WILLIAMS K substitution out
17:43				2 RISHWAIN J substitution in
17:32		49-28	21	41 MITCHELL S 2pt FG in the paint, layup made (2)
17:32				5 HEATH J assist (2)



Official Basketball Play by Play - Second Half
Boston College at Florida State
 03/07/20 Donald L. Tucker Center, Tallahassee
 2019-20 Men's Basketball

Game Time: 4:30 PM
Game Duration: 1:59
Attendance: 11,500

Officials: Ted Valentine, Mark Schnur, Tommy Morrissey

Game Time	FSU	Score	Diff	BC
17:08	3 FORREST T 3pt FG , jump shot missed			
17:08	24 VASSELL D offensive rebound (2)			
17:08	24 VASSELL D foul drawn (2)			2 RISHWAIN J foul personal (3 - 1)
16:54	2 POLITE A 3pt FG , jump shot missed			
16:52	10 OSBORNE M offensive rebound (4)			
16:52	10 OSBORNE M foul drawn (2)			41 MITCHELL S foul shooting (2 - 2)
16:52				0 FELDER C substitution out
16:52				14 WILLIAMS K substitution in
16:52	10 OSBORNE M free throw 1 - 2 missed			
16:52	offensive dead ball rebound (4)			
16:52	10 OSBORNE M free throw 2 - 2 made (1)	50-28	22	
16:52	24 VASSELL D steal (1)			5 HEATH J turnover bad pass (1)
16:52	10 OSBORNE M foul drawn (3)			5 HEATH J foul shooting (2 - 3)
16:52	10 OSBORNE M free throw 1 - 2 missed			
16:52	offensive dead ball rebound (5)			
16:52	10 OSBORNE M free throw 2 - 2 made (2)	51-28	23	
16:51	1 GRAY R substitution out			
16:51	4 WILLIAMS P substitution in			
16:51				14 WILLIAMS K substitution out
16:51				13 KRALJEVIC L substitution in
16:38				2 RISHWAIN J 3pt FG , jump shot missed
16:32				5 HEATH J offensive rebound (3)
16:29	24 VASSELL D foul shooting (2 - 5)			41 MITCHELL S foul drawn (4)
16:29				41 MITCHELL S free throw fast break 1 - 2 missed
16:29				offensive dead ball rebound (4)
16:29		51-29	22	41 MITCHELL S free throw fast break 2 - 2 made (3)
16:20	2 POLITE A turnover bad pass (1)			41 MITCHELL S steal (1)
16:10				11 THORNTON D 3pt FG , jump shot missed
16:06				13 KRALJEVIC L offensive rebound (2)
16:05				5 HEATH J 3pt FG , jump shot missed
16:01				41 MITCHELL S offensive rebound (4)
15:51				2 RISHWAIN J 3pt FG , jump shot missed
15:47	4 WILLIAMS P defensive rebound (5)			
15:21	3 FORREST T 3pt FG , jump shot missed			
15:16				41 MITCHELL S defensive rebound (5)
15:11	Timeout media			
15:11	3 FORREST T substitution out			
15:11	0 EVANS R substitution in			
14:56	10 OSBORNE M foul personal (1 - 6)			2 RISHWAIN J foul drawn (1)
14:40		51-31	20	41 MITCHELL S 2pt FG in the paint, layup made (5)
14:40				2 RISHWAIN J assist (2)
14:26	2 POLITE A foul offensive (1 - 7)			2 RISHWAIN J foul drawn (2)
14:26	2 POLITE A turnover offensive (2)			
14:25				5 HEATH J turnover bad pass (2)
14:25	0 EVANS R turnover bad pass (2)			41 MITCHELL S steal (2)
14:24				11 THORNTON D 3pt FG , jump shot missed
14:23	4 WILLIAMS P defensive rebound (6)			
14:21	24 VASSELL D 3pt FG , jump shot missed			
14:18				11 THORNTON D defensive rebound (2)



Official Basketball Play by Play - Second Half
Boston College at Florida State
 03/07/20 Donald L. Tucker Center, Tallahassee
 2019-20 Men's Basketball

Game Time: 4:30 PM
Game Duration: 1:59
Attendance: 11,500

Officials: Ted Valentine, Mark Schnur, Tommy Morrissey

Game Time	FSU	Score	Diff	BC
14:08				5 HEATH J 2pt FG in the paint, layup missed
14:02				41 MITCHELL S offensive rebound (6)
14:02		51-33	18	41 MITCHELL S 2pt FG in the paint, dunk, made (7)
13:20	4 WILLIAMS P 3pt FG , jump shot missed			
13:14	offensive dead ball rebound (6)			
13:14	2 POLITE A foul drawn (1)			2 RISHWAIN J foul personal (4 - 4)
13:14	10 OSBORNE M substitution out			
13:14	24 VASSELL D substitution out			
13:14	5 KOPRIVICA B substitution in			
13:14	31 WILKES W substitution in			
13:14				2 RISHWAIN J substitution out
13:14				41 MITCHELL S substitution out
13:14				0 FELDER C substitution in
13:14				14 WILLIAMS K substitution in
13:12	4 WILLIAMS P 2pt FG outside the paint, jump shot missed			
13:08	31 WILKES W offensive rebound (3)			
13:03	4 WILLIAMS P 2pt FG in the paint, dunk, made (9)	53-33	20	
13:03	0 EVANS R assist (4)			
12:42				13 KRALJEVIC L turnover bad pass (1)
12:42				13 KRALJEVIC L substitution out
12:42				41 MITCHELL S substitution in
12:31	4 WILLIAMS P foul drawn (2)			41 MITCHELL S foul shooting (3 - 5)
12:31	4 WILLIAMS P free throw 1 - 2 made (10)	54-33	21	
12:31	4 WILLIAMS P free throw 2 - 2 missed			
12:30				0 FELDER C defensive rebound (5)
12:13				41 MITCHELL S turnover bad pass (1)
12:03	31 WILKES W 3pt FG , jump shot missed			
11:57				5 HEATH J defensive rebound (4)
11:51		54-36	18	11 THORNTON D 3pt FG , jump shot made (12)
11:42	0 EVANS R 2pt FG in the paint, layup missed			
11:41	5 KOPRIVICA B offensive rebound (2)			
11:41	5 KOPRIVICA B foul drawn (3)			0 FELDER C foul shooting (2 - 6)
11:41	Timeout media			
11:41	5 KOPRIVICA B free throw 1 - 2 missed			
11:41	offensive dead ball rebound (7)			
11:41	5 KOPRIVICA B free throw 2 - 2 made (8)	55-36	19	
11:39	2 POLITE A steal (1)			11 THORNTON D turnover bad pass (4)
11:26	5 KOPRIVICA B 2pt FG in the paint, layup made (10)	57-36	21	
11:26	0 EVANS R assist (5)			
11:26	5 KOPRIVICA B foul drawn (4)			14 WILLIAMS K foul shooting (1 - 7)
11:26				0 FELDER C substitution out
11:26				5 HEATH J substitution out
11:26				2 RISHWAIN J substitution in
11:26				23 KENNY A substitution in
11:26	5 KOPRIVICA B free throw 1 - 1 made (11)	58-36	22	
11:15		58-39	19	23 KENNY A 3pt FG , jump shot made (3)
11:15				11 THORNTON D assist (2)
10:52	5 KOPRIVICA B 2pt FG in the paint, layup made (13)	60-39	21	
10:52	2 POLITE A assist (1)			



Boston College at Florida State

03/07/20 Donald L. Tucker Center, Tallahassee
2019-20 Men's Basketball

Game Time: 4:30 PM

Game Duration: 1:59

Attendance: 11,500

Officials: Ted Valentine, Mark Schnur, Tommy Morrissey

Game Time	FSU	Score	Diff	BC
10:31				11 THORNTON D turnover lost ball (5)
10:17	31 WILKES W 2pt FG outside the paint, jump shot missed			
10:14				11 THORNTON D defensive rebound (3)
10:02	2 POLITE A steal (2)			23 KENNY A turnover bad pass (1)
09:54	4 WILLIAMS P turnover bad pass (1)			
09:45	31 WILKES W steal (2)			41 MITCHELL S turnover bad pass (2)
09:38	0 EVANS R 2pt FG outside the paint, jump shot missed			
09:35				41 MITCHELL S defensive rebound (7)
09:24	2 POLITE A foul shooting (2 - 8)			11 THORNTON D foul drawn (4)
09:24				11 THORNTON D free throw 1 - 2 missed
09:24				offensive dead ball rebound (5)
09:24	2 POLITE A substitution out			
09:24	4 WILLIAMS P substitution out			
09:24	5 KOPRIVICA B substitution out			
09:24	31 WILKES W substitution out			
09:24	1 GRAY R substitution in			
09:24	11 JACK N substitution in			
09:24	15 OLEJNICZAK D substitution in			
09:24	23 WALKER M substitution in			
09:24				41 MITCHELL S substitution out
09:24				0 FELDER C substitution in
09:24		60-40	20	11 THORNTON D free throw 2 - 2 made (13)
09:24				11 THORNTON D substitution out
09:24				5 HEATH J substitution in
09:24				Timeout 30 Sec
09:09	23 WALKER M 2pt FG in the paint, jump shot missed			
09:06				defensive rebound (26)
09:06				2 RISHWAIN J turnover bad pass (1)
08:59	0 EVANS R 3pt FG , jump shot missed			
08:53				0 FELDER C defensive rebound (6)
08:36		60-42	18	0 FELDER C 2pt FG in the paint, driving layup made (5)
08:25	15 OLEJNICZAK D 2pt FG in the paint, hook shot missed			
08:20				5 HEATH J defensive rebound (5)
08:18				23 KENNY A 3pt FG , jump shot missed
08:13				5 HEATH J offensive rebound (6)
08:11				5 HEATH J 3pt FG , jump shot missed
08:07	1 GRAY R defensive rebound (5)			
07:52	15 OLEJNICZAK D 2pt FG outside the paint, hook shot made (12)	62-42	20	
07:33		62-44	18	5 HEATH J 2pt FG in the paint, driving layup made (9)
07:24	11 JACK N 3pt FG , jump shot missed			
07:18				0 FELDER C defensive rebound (7)
07:02				5 HEATH J 2pt FG outside the paint, jump shot missed
06:58	0 EVANS R defensive rebound (3)			
06:53	0 EVANS R 2pt FG in the paint, layup made (2)	64-44	20	
06:53	0 EVANS R foul drawn (1)			0 FELDER C foul shooting (3 - 8)
06:53				Timeout media
06:53				0 FELDER C substitution out
06:53				23 KENNY A substitution out



Official Basketball Play by Play - Second Half
Boston College at Florida State
 03/07/20 Donald L. Tucker Center, Tallahassee
 2019-20 Men's Basketball

Game Time: 4:30 PM
Game Duration: 1:59
Attendance: 11,500

Officials: Ted Valentine, Mark Schnur, Tommy Morrissey

Game Time	FSU	Score	Diff	BC
06:53				11 THORNTON D substitution in
06:53				41 MITCHELL S substitution in
06:53	0 EVANS R free throw 1 - 1 made (3)	65-44	21	
06:53	0 EVANS R substitution out			
06:53	3 FORREST T substitution in			
06:38				11 THORNTON D 2pt FG outside the paint, jump shot missed
06:34	1 GRAY R defensive rebound (6)			
06:18	11 JACK N 2pt FG in the paint, jump shot made (2)	67-44	23	
06:00		67-46	21	41 MITCHELL S 2pt FG in the paint, layup made (9)
06:00	1 GRAY R foul shooting (2 - 9)			41 MITCHELL S foul drawn (5)
06:00				41 MITCHELL S free throw 1 - 1 missed
06:00	15 OLEJNICZAK D defensive rebound (5)			
05:42	11 JACK N 2pt FG in the paint, layup missed			
05:38				41 MITCHELL S defensive rebound (8)
05:26				41 MITCHELL S turnover bad pass (3)
05:26				2 RISHWAIN J substitution out
05:26				0 FELDER C substitution in
05:12	15 OLEJNICZAK D 2pt FG in the paint, dunk, made (14)	69-46	23	
05:12	23 WALKER M assist (2)			
04:58		69-49	20	5 HEATH J 3pt FG , jump shot made (12)
04:58				11 THORNTON D assist (3)
04:45	11 JACK N 3pt FG , jump shot missed			
04:43				41 MITCHELL S defensive rebound (9)
04:42	15 OLEJNICZAK D foul personal (3 - 10)			41 MITCHELL S foul drawn (6)
04:42		69-50	19	41 MITCHELL S free throw 1 - 2 made (10)
04:42	15 OLEJNICZAK D substitution out			
04:42	5 KOPRIVICA B substitution in			
04:42				14 WILLIAMS K substitution out
04:42				2 RISHWAIN J substitution in
04:42		69-51	18	41 MITCHELL S free throw 2 - 2 made (11)
04:17	3 FORREST T foul drawn (2)			11 THORNTON D foul shooting (1 - 9)
04:17	3 FORREST T free throw 1 - 2 made (6)	70-51	19	
04:17	3 FORREST T free throw 2 - 2 missed			
04:17				defensive dead ball rebound (6)
04:17	1 GRAY R foul personal (3 - 11)			41 MITCHELL S foul drawn (7)
04:17		70-52	18	41 MITCHELL S free throw 1 - 2 made (12)
04:17	3 FORREST T substitution out			
04:17	0 EVANS R substitution in			
04:17				41 MITCHELL S free throw 2 - 2 missed
04:17	1 GRAY R defensive rebound (7)			
04:10	11 JACK N 3pt FG , jump shot made (5)	73-52	21	
04:10	1 GRAY R assist (4)			
03:59				11 THORNTON D 3pt FG , jump shot missed
03:55	0 EVANS R defensive rebound (4)			
03:49	5 KOPRIVICA B 2pt FG in the paint, layup made (15)	75-52	23	
03:49	0 EVANS R assist (6)			
03:46				Timeout 60 Sec
03:46				Timeout media
03:46	0 EVANS R substitution out			



Official Basketball Play by Play - Second Half
Boston College at Florida State
 03/07/20 Donald L. Tucker Center, Tallahassee
 2019-20 Men's Basketball

Game Time: 4:30 PM
Game Duration: 1:59
Attendance: 11,500

Officials: Ted Valentine, Mark Schnur, Tommy Morrissey

Game Time	FSU	Score	Diff	BC
03:46	1 GRAY R substitution out			
03:46	5 KOPRIVICA B substitution out			
03:46	12 LINDNER J substitution in			
03:46	30 PRIETO H substitution in			
03:46	31 WILKES W substitution in			
03:46				0 FELDER C substitution out
03:46				14 WILLIAMS K substitution in
03:46				11 THORNTON D substitution out
03:46				0 FELDER C substitution in
03:44		75-55	20	2 RISHWAIN J 3pt FG , jump shot made (8)
03:44				5 HEATH J assist (3)
03:13	12 LINDNER J 2pt FG outside the paint, jump shot made (2)	77-55	22	
02:53				5 HEATH J 2pt FG in the paint, layup missed
02:49	12 LINDNER J defensive rebound (1)			
02:46	11 JACK N 3pt FG , jump shot missed			
02:42				2 RISHWAIN J defensive rebound (2)
02:39	11 JACK N foul shooting (1 - 12)			0 FELDER C foul drawn (2)
02:39		77-56	21	0 FELDER C free throw 1 - 2 made (6)
02:39	23 WALKER M substitution out			
02:39	31 WILKES W substitution out			
02:39	20 LIGHT T substitution in			
02:39	33 MILES W substitution in			
02:39				5 HEATH J substitution out
02:39				41 MITCHELL S substitution out
02:39				13 KRALJEVIC L substitution in
02:39				23 KENNY A substitution in
02:39		77-57	20	0 FELDER C free throw 2 - 2 made (7)
02:17	30 PRIETO H turnover lost ball (1)			
02:17	11 JACK N foul personal (2 - 13)			23 KENNY A foul drawn (1)
02:17		77-58	19	23 KENNY A free throw 1 - 2 made (4)
02:17				23 KENNY A free throw 2 - 2 missed
02:15				offensive rebound (34)
02:03				23 KENNY A turnover bad pass (2)
01:55	11 JACK N 3pt FG , jump shot missed			
01:55				defensive dead ball rebound (7)
01:55	30 PRIETO H foul personal (1 - 14)			13 KRALJEVIC L foul drawn (1)
01:55				13 KRALJEVIC L free throw 1 - 2 missed
01:55				offensive dead ball rebound (8)
01:55	11 JACK N substitution out			
01:55	44 HANDS T substitution in			
01:55		77-59	18	13 KRALJEVIC L free throw 2 - 2 made (1)
01:37	20 LIGHT T 3pt FG , jump shot missed			
01:32				2 RISHWAIN J defensive rebound (3)
01:23				14 WILLIAMS K 2pt FG outside the paint, jump shot missed
01:18	44 HANDS T defensive rebound (1)			
01:12	44 HANDS T 3pt FG , jump shot missed			
01:09	30 PRIETO H offensive rebound (1)			
01:04	33 MILES W 3pt FG , jump shot missed			
01:00				0 FELDER C defensive rebound (8)



Official Basketball Play by Play - Second Half
Boston College at Florida State
 03/07/20 Donald L. Tucker Center, Tallahassee
 2019-20 Men's Basketball

Game Time: 4:30 PM
Game Duration: 1:59
Attendance: 11,500

Officials: Ted Valentine, Mark Schnur, Tommy Morrissey

Game Time	FSU	Score	Diff	BC
00:51				14 WILLIAMS K 3pt FG , jump shot missed
00:46	30 PRIETO H defensive rebound (2)			
00:46	30 PRIETO H foul drawn (1)			2 RISHWAIN J foul personal (5 - 10)
00:46				2 RISHWAIN J substitution out
00:46				30 HOLTZE S substitution in
00:46	30 PRIETO H free throw 1 - 2 missed			
00:46	offensive dead ball rebound (8)			
00:46	30 PRIETO H free throw 2 - 2 made (1)	78-59	19	
00:38				13 KRALJEVIC L turnover bad pass (2)
00:32	20 LIGHT T foul drawn (1)			0 FELDER C foul shooting (4 - 11)
00:32	20 LIGHT T free throw fast break 1 - 2 made (1)	79-59	20	
00:32	20 LIGHT T free throw fast break 2 - 2 made (2)	80-59	21	
00:22		80-62	18	30 HOLTZE S 3pt FG , jump shot made (3)
00:22				0 FELDER C assist (1)
00:01	20 LIGHT T 3pt FG , jump shot missed			
00:01				defensive dead ball rebound (9)
END OF GAME				
FSU 80-62 BC				



Officials: Ted Valentine, Mark Schnur, Tommy Morrissey

Boston College - 38

NO.	Name	Min	FG			Rebounds			Fouls		TP	AS	TO	ST	Blocks		+/-
			M-A	M-A	M-A	OR	DR	TOT	PF	FD					BS	BA	
0	CJ Felder	F 12:53	1-1	0-0	2-2	0	4	4	3	1	4	1	0	0	0	0	-2
14	Kamari Williams	F 14:36	0-2	0-1	0-0	0	0	0	1	0	0	0	0	0	0	0	-3
41	Steffon Mitchell	F 14:18	4-4	0-0	4-7	2	4	6	2	5	12	0	3	2	0	0	-2
5	Jay Heath	G 15:19	2-7	1-3	1-2	2	2	4	1	1	6	2	2	0	0	0	-4
11	Derryck Thornton	G 13:43	1-7	1-6	2-4	0	2	2	1	3	5	2	2	0	0	0	-5
2	Julian Rishwain	14:25	1-3	1-3	0-0	0	2	2	3	2	3	1	1	0	0	0	6
13	Luka Kraljevic	06:48	0-0	0-0	1-2	1	0	1	0	1	1	0	2	0	0	0	6
23	Andrew Kenny	07:12	1-2	1-2	1-2	0	0	0	0	1	4	0	2	0	0	0	4
30	Sam Holtze	00:46	1-1	1-1	0-0	0	0	0	0	0	3	0	0	0	0	0	0
Team						1	1	2			0		0				
Totals			11-27	5-16	11-19	6	15	21	11	14	38	6	12	2	0	0	0

Shooting By Period		
2nd FG%	11-27	40.7%
3PT%	5-16	31.3%
FT%	11-19	57.9%
GM FG%	11-27	40.7%
3PT%	5-16	31.3%
FT%	11-19	57.9%

Dead Ball Rebounds: 5, 3

Technical Fouls::NONE

Florida State - 38

NO.	Name	Min	FG			Rebounds			Fouls		TP	AS	TO	ST	Blocks		+/-
			M-A	M-A	M-A	OR	DR	TOT	PF	FD					BS	BA	
1	RaiQuan Gray	F 08:47	0-0	0-0	0-0	0	4	4	2	0	0	2	0	0	0	0	7
15	Dominik Olejniczak	C 06:59	4-5	0-0	0-0	1	1	2	1	0	8	0	0	0	0	0	3
3	Trent Forrest	G 07:25	0-3	0-2	1-2	0	1	1	1	1	1	0	0	0	0	0	1
23	M.J. Walker	G 09:02	1-2	1-1	0-0	0	0	0	2	0	3	1	0	0	0	0	5
24	Devin Vassell	G 06:46	0-1	0-1	0-0	1	0	1	2	1	0	0	0	1	0	0	0
2	Anthony Polite	08:19	0-1	0-1	0-0	0	0	0	2	1	0	1	2	2	0	0	-2
10	Malik Osborne	04:29	0-0	0-0	2-4	1	0	1	1	2	2	0	0	0	0	0	-5
4	Patrick Williams	07:27	1-3	0-1	1-2	0	2	2	0	1	3	0	1	0	0	0	-2
0	RayQuan Evans	08:49	1-4	0-1	1-1	0	2	2	0	1	3	3	1	0	0	0	4
5	Balsa Koprivica	04:46	3-3	0-0	2-3	1	0	1	0	2	8	0	0	0	0	0	7
31	Wyatt Wilkes	04:57	0-2	0-1	0-0	1	0	1	0	0	0	0	0	1	0	0	1
11	Nathanael Jack	07:29	2-7	1-5	0-0	0	0	0	2	0	5	0	0	0	0	0	-2
12	Justin Lindner	03:46	1-1	0-0	0-0	0	1	1	0	0	2	0	0	0	0	0	-5
30	Harrison Prieto	03:46	0-0	0-0	1-2	1	1	2	1	1	1	0	1	0	0	0	-5
20	Travis Light	02:39	0-2	0-2	2-2	0	0	0	0	1	2	0	0	0	0	0	-3
33	Will Miles	02:39	0-1	0-1	0-0	0	0	0	0	0	0	0	0	0	0	0	-3
44	Ty Hands	01:55	0-1	0-1	0-0	0	1	1	0	0	0	0	0	0	0	0	-1
Team						0	0	0			0		0				
Totals			13-36	2-17	10-16	6	13	19	14	11	38	7	5	4	0	0	0

Shooting By Period		
2nd FG%	13-36	36.1%
3PT%	2-17	11.8%
FT%	10-16	62.5%
GM FG%	13-36	36.1%
3PT%	2-17	11.8%
FT%	10-16	62.5%

Dead Ball Rebounds: 5, 0

Technical Fouls::NONE

	BC	FSU
Biggest lead	0 (1 st 20:00)	23 (2 nd 17:59)
Best Scoring Run	5(2 nd 14:02)	5(2 nd 6:18)
Lead Changes	0	
Times Tied	0	
Time with Lead	00:00	19:50

Points from	BC	FSU
Turnovers	1	9
Paint	12	18
Second Chance	3	6
Fast Breaks	1	2
Bench	11	26

	Period by Period Scoring	
	2nd	TOT
BC	38	38
FSU	38	38

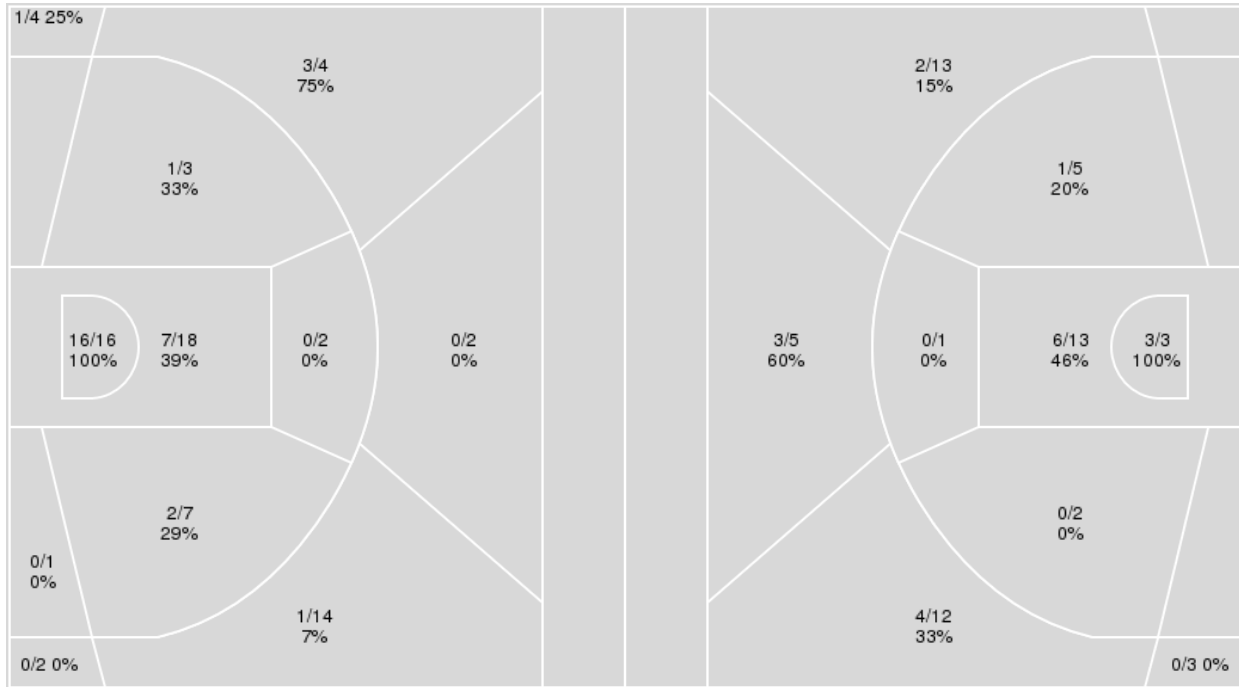


Officials: Ted Valentine, Mark Schnur, Tommy Morrissey

{ Players => 0, 2, 4, 5, 10, 11, 12, 15, 20, 23, 24, 30, 31, 33, 42, 44, 1, 3, 100, 510; } FG Types => All; Results => All;

Boston College

Florida State



Florida State	M/A	%
Field Goals	31/73	42
2 Points	26/47	55
3 Points	5/26	19
Free Throws	13/22	59

Boston College	M/A	%
Field Goals	19/57	33
2 Points	10/24	42
3 Points	9/33	27
Free Throws	15/24	62



Boston College at Florida State

03/07/20 Donald L. Tucker Center, Tallahassee
2019-20 Men's Basketball

Game Time: 4:30 PM
Game Duration: 1:59
Attendance: 11,500

Officials: Ted Valentine, Mark Schnur, Tommy Morrissey

Boston College

No	Name	Mins		Score		Points Diff		Points per Min		Assists		Rebounds		Steals		Turnovers	
		On	Off	On	Off	On	Off	On	Off	On	Off	On	Off	On	Off	On	Off
0	CJ Felder	25:44	14:16	39 - 51	23 - 29	-12	-6	1.52	1.61	7	4	25	11	0	3	12	7
2	Julian Rishwain	25:01	14:59	39 - 41	23 - 39	-2	-16	1.56	1.54	6	5	27	9	3	0	14	5
5	Jay Heath	33:47	06:13	50 - 72	12 - 8	-22	4	1.48	1.93	8	3	29	7	3	0	12	7
11	Derryck Thornton	30:55	09:05	48 - 66	14 - 14	-18	0	1.55	1.54	9	2	23	13	3	0	14	5
13	Luka Kraljevic	14:06	25:54	25 - 25	37 - 55	0	-18	1.77	1.43	4	7	12	24	3	0	5	14
14	Kamari Williams	27:27	12:33	42 - 57	20 - 23	-15	-3	1.53	1.59	8	3	27	9	0	3	16	3
23	Andrew Kenny	09:02	30:58	14 - 16	48 - 64	-2	-16	1.55	1.55	2	9	10	26	0	3	6	13
30	Sam Holtze	00:46	39:14	3 - 3	59 - 77	0	-18	3.91	1.50	1	10	0	36	0	3	1	18
41	Steffon Mitchell	33:12	06:48	50 - 69	12 - 11	-19	1	1.51	1.76	10	1	27	9	3	0	15	4

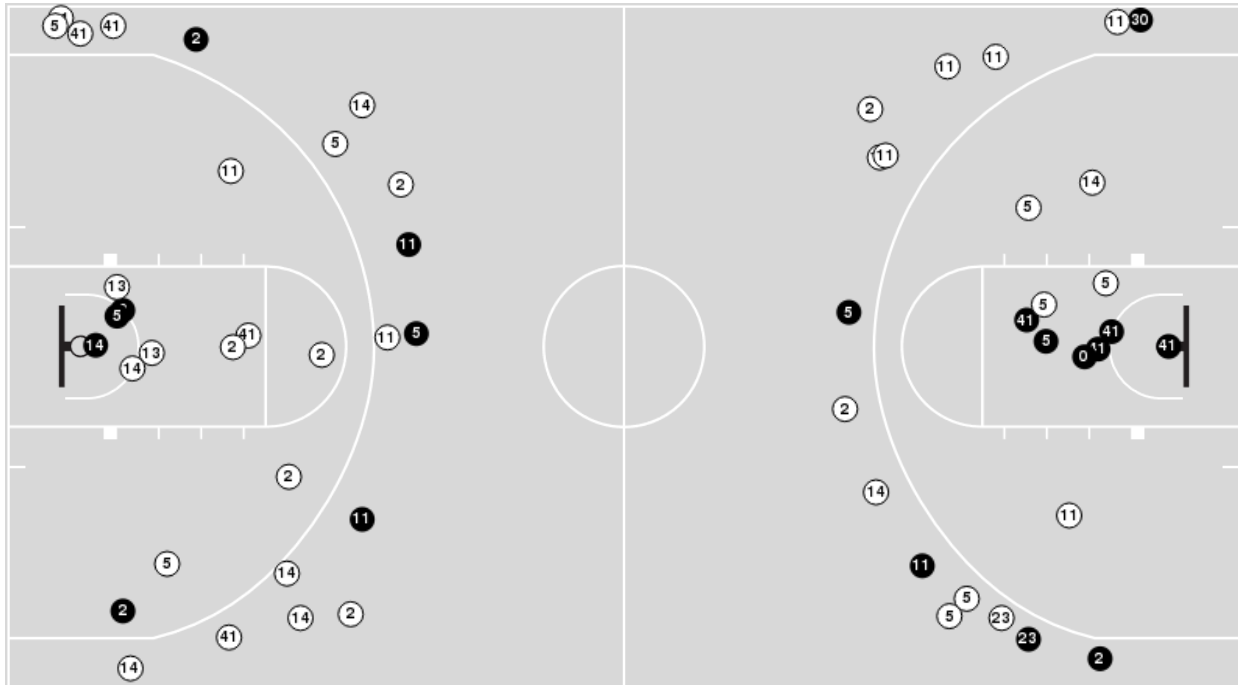
Florida State

No	Name	Mins		Score		Points Diff		Points per Min		Assists		Rebounds		Steals		Turnovers	
		On	Off	On	Off	On	Off	On	Off	On	Off	On	Off	On	Off	On	Off
0	RayQuan Evans	15:54	24:06	34 - 21	46 - 41	13	5	2.14	1.91	9	7	17	28	5	4	4	5
1	RaiQuan Gray	16:55	23:05	44 - 26	36 - 36	18	0	2.60	1.56	9	7	22	23	4	5	0	9
2	Anthony Polite	15:24	24:36	26 - 19	54 - 43	7	11	1.69	2.20	7	9	16	29	6	3	5	4
3	Trent Forrest	20:20	19:40	41 - 31	39 - 31	10	8	2.02	1.98	7	9	24	21	4	5	4	5
4	Patrick Williams	17:23	22:37	28 - 26	52 - 36	2	16	1.61	2.30	6	10	15	30	5	4	7	2
5	Balsa Koprivica	10:55	29:05	30 - 14	50 - 48	16	2	2.75	1.72	9	7	13	32	4	5	2	7
10	Malik Osborne	11:40	28:20	14 - 20	66 - 42	-6	24	1.20	2.33	1	15	13	32	2	7	6	3
11	Nathanael Jack	09:25	30:35	20 - 19	60 - 43	1	17	2.12	1.96	4	12	11	34	0	9	2	7
12	Justin Lindner	03:46	36:14	5 - 10	75 - 52	-5	23	1.33	2.07	0	16	4	41	0	9	1	8
15	Dominik Olejniczak	13:39	26:21	31 - 18	49 - 44	13	5	2.27	1.86	6	10	15	30	3	6	0	9
20	Travis Light	02:39	37:21	3 - 6	77 - 56	-3	21	1.13	2.06	0	16	3	42	0	9	1	8
23	M.J. Walker	21:57	18:03	51 - 37	29 - 25	14	4	2.32	1.61	9	7	26	19	3	6	3	6
24	Devin Vassell	19:41	20:19	36 - 27	44 - 35	9	9	1.83	2.17	6	10	23	22	4	5	6	3
30	Harrison Prieto	03:46	36:14	5 - 10	75 - 52	-5	23	1.33	2.07	0	16	4	41	0	9	1	8
31	Wyatt Wilkes	12:02	27:58	26 - 16	54 - 46	10	8	2.16	1.93	7	9	13	32	5	4	2	7
33	Will Miles	02:39	37:21	3 - 6	77 - 56	-3	21	1.13	2.06	0	16	3	42	0	9	1	8
44	Ty Hands	01:55	38:05	3 - 4	77 - 58	-1	19	1.57	2.02	0	16	3	42	0	9	0	9

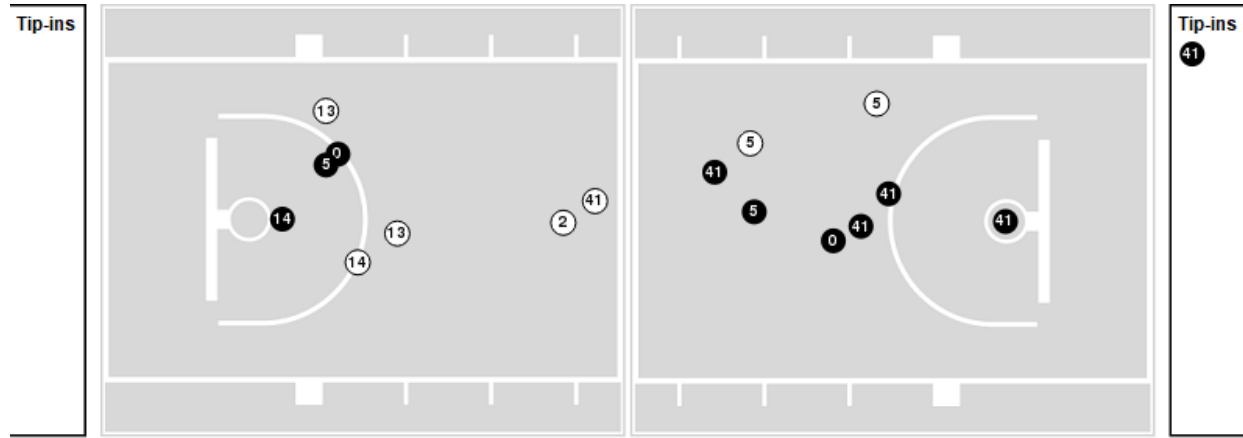


Players => AllFG Types=>AllResults=>All
Boston College

All Field Goals



Blow Up Chart



N Made **O** Missed N - Player Number

Boston College	M/A	%
Field Goals	19/57	33
2 Points	10/24	42
3 Points	9/33	27
Free Throws	15/24	62

Boston College	M/A	%
Points in the Paint	18 (9 / 16)	56
Fast Break Points	3 (2/3)	67
Second Chance Points	12 (6/12)	50
Effective FG%	41	

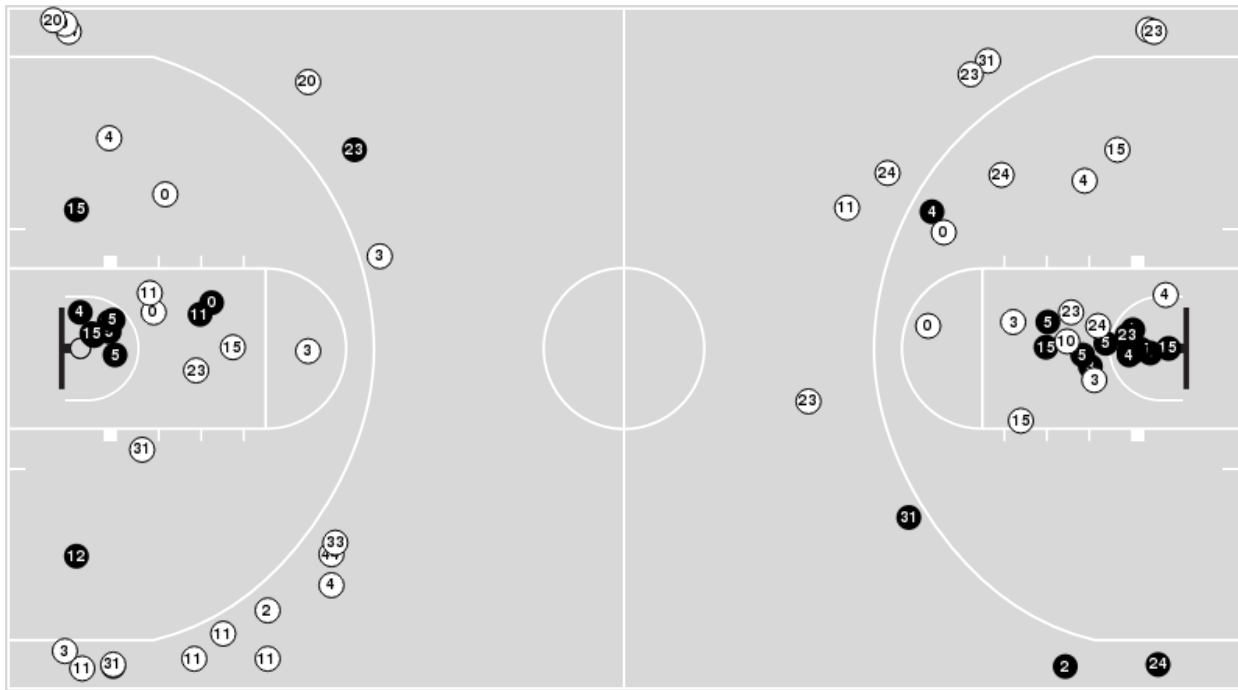


Officials: Ted Valentine, Mark Schnur, Tommy Morrissey

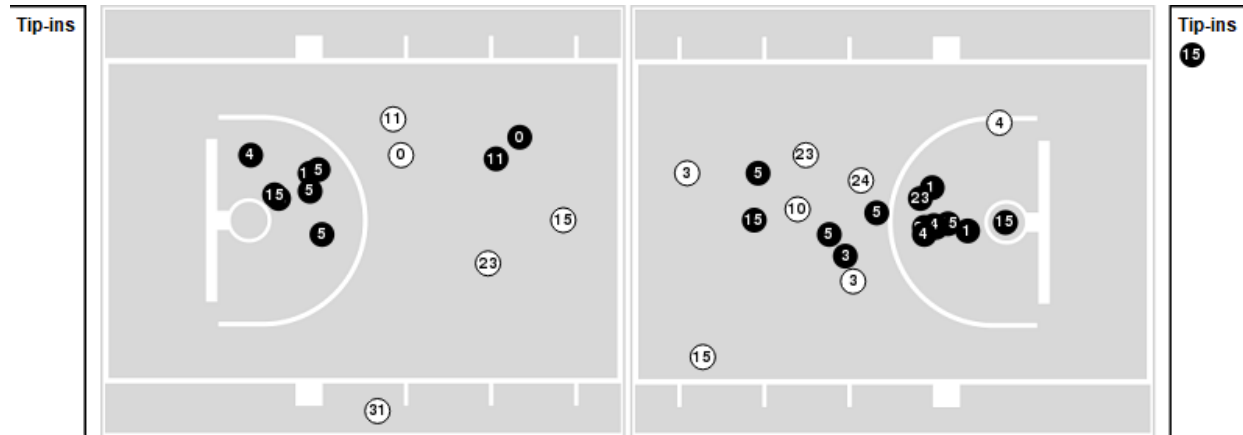
Players => 0, 2, 4, 5, 10, 11, 12, 15, 20, 23, 24, 30, 31, 33, 42, 44, 1, 3, 100, 510FG Types=>AllResults=>All

Florida State

All Field Goals



Blow Up Chart



● Made ○ Missed N - Player Number

Florida State	M/A	%
Field Goals	31/73	42
2 Points	26/47	55
3 Points	5/26	19
Free Throws	13/22	59

Florida State	M/A	%
Points in the Paint	46 (23 / 34)	68
Fast Break Points	9 (5/5)	100
Second Chance Points	15 (9/17)	53
Effective FG%	46	



Officials: Ted Valentine, Mark Schnur, Tommy Morrissey

Boston College

Lineup	Quarter On	Time On	Quarter Off	Time Off	Time on Court	Score	Score Diff	Reb	Stl	Tov	Ass	PPP
0- Felder C/5- Heath J/11- Thornton D/14- Williams K/41- Mitchell S/	1	20:00	1	17:32	02:28	0-6	-6	1	0	1	0	0.0000
0- Felder C/2- Rishwain J/5- Heath J/11- Thornton D/41- Mitchell S/	1	17:32	1	16:42	00:50	1-2	-1	1	0	1	0	0.4098
2- Rishwain J/5- Heath J/11- Thornton D/13- Kraljevic L/41- Mitchell S/	1	16:42	1	13:16	03:26	10-9	1	1	1	1	1	1.4535
0- Felder C/2- Rishwain J/5- Heath J/14- Williams K/41- Mitchell S/	1	13:16	1	10:28	02:48	0-5	-5	4	0	2	0	0.0000
0- Felder C/5- Heath J/11- Thornton D/14- Williams K/41- Mitchell S/	1	10:28	1	10:00	00:28	3-1	2	0	0	0	1	3.0000
5- Heath J/11- Thornton D/13- Kraljevic L/14- Williams K/41- Mitchell S/	1	10:00	1	08:07	01:53	3-6	-3	1	0	0	1	1.0000
2- Rishwain J/5- Heath J/11- Thornton D/23- Kenny A/41- Mitchell S/	1	08:07	1	07:10	00:57	0-3	-3	0	0	0	0	0.0000
0- Felder C/2- Rishwain J/11- Thornton D/14- Williams K/41- Mitchell S/	1	07:10	1	05:38	01:32	2-2	0	2	0	2	1	0.5000
0- Felder C/5- Heath J/11- Thornton D/14- Williams K/41- Mitchell S/	1	05:38	1	04:45	00:53	2-2	0	1	0	0	1	2.0000
0- Felder C/5- Heath J/11- Thornton D/13- Kraljevic L/14- Williams K/	1	04:45	1	04:45	00:19	1-0	1	0	0	0	0	2.2727
0- Felder C/5- Heath J/11- Thornton D/13- Kraljevic L/14- Williams K/	1	04:45	1	03:39	00:47	0-2	-2	1	0	0	0	0.0000
0- Felder C/5- Heath J/11- Thornton D/14- Williams K/41- Mitchell S/	1	03:39	1	01:56	01:43	2-1	1	2	0	0	0	0.5000
0- Felder C/2- Rishwain J/5- Heath J/11- Thornton D/41- Mitchell S/	1	01:56	1	00:52	01:03	0-0	0	1	0	0	0	0.0000
5- Heath J/11- Thornton D/13- Kraljevic L/23- Kenny A/41- Mitchell S/	1	00:52	2	20:00	00:53	0-3	-3	0	0	0	0	0.0000
0- Felder C/5- Heath J/11- Thornton D/14- Williams K/41- Mitchell S/	2	20:00	2	17:43	02:17	2-7	-5	0	0	0	0	0.5319
0- Felder C/2- Rishwain J/5- Heath J/11- Thornton D/41- Mitchell S/	2	17:43	2	16:52	00:51	2-0	2	0	0	0	1	2.0000
2- Rishwain J/5- Heath J/11- Thornton D/14- Williams K/41- Mitchell S/	2	16:52	2	16:51	00:01	0-2	-2	0	0	1	0	0.0000
2- Rishwain J/5- Heath J/11- Thornton D/13- Kraljevic L/41- Mitchell S/	2	16:51	2	13:14	03:37	5-0	5	6	2	1	1	0.8503
0- Felder C/5- Heath J/11- Thornton D/13- Kraljevic L/14- Williams K/	2	13:14	2	12:42	00:32	0-2	-2	0	0	1	0	0.0000
0- Felder C/5- Heath J/11- Thornton D/14- Williams K/41- Mitchell S/	2	12:42	2	11:26	01:16	3-4	-1	2	0	2	0	1.0000
2- Rishwain J/11- Thornton D/14- Williams K/23- Kenny A/41- Mitchell S/	2	11:26	2	09:24	02:02	3-3	0	2	0	3	1	0.6757
0- Felder C/2- Rishwain J/11- Thornton D/14- Williams K/23- Kenny A/	2	09:24	2	09:24	00:00	1-0	1	0	0	0	0	2.2727
0- Felder C/2- Rishwain J/5- Heath J/14- Williams K/23- Kenny A/	2	09:24	2	06:53	02:31	4-4	0	5	0	1	0	0.8000
2- Rishwain J/5- Heath J/11- Thornton D/14- Williams K/41- Mitchell S/	2	06:53	2	05:26	01:27	2-3	-1	1	0	1	0	0.5814
0- Felder C/5- Heath J/11- Thornton D/14- Williams K/41- Mitchell S/	2	05:26	2	04:42	00:44	4-2	2	1	0	0	1	2.7778
0- Felder C/2- Rishwain J/5- Heath J/11- Thornton D/41- Mitchell S/	2	04:42	2	03:46	00:56	2-6	-4	0	0	0	0	0.8621
2- Rishwain J/5- Heath J/11- Thornton D/14- Williams K/41- Mitchell S/	2	03:46	2	03:46	00:00	0-0	0	0	0	0	0	0.0000
0- Felder C/2- Rishwain J/5- Heath J/14- Williams K/41- Mitchell S/	2	03:46	2	02:39	01:07	4-2	2	1	0	0	1	1.6393
0- Felder C/2- Rishwain J/13- Kraljevic L/14- Williams K/23- Kenny A/	2	02:39	2	00:46	01:53	3-0	3	3	0	1	0	0.7143
0- Felder C/13- Kraljevic L/14- Williams K/23- Kenny A/30- Holtze S/	2	00:46	2	00:00	00:46	3-3	0	0	0	1	1	1.5000



Officials: Ted Valentine, Mark Schnur, Tommy Morrissey

Florida State

Lineup	Quarter On	Time On	Quarter Off	Time Off	Time on Court	Score	Score Diff	Reb	Stl	Tov	Ass	PPP
15- Olejniczak D/ 23- Walker M/ 24- Vassell D/ 1- Gray R/ 3- Forrest T/	1	20:00	1	16:42	03:18	8-1	7	6	1	0	1	1.3333
4- Williams P/ 10- Osborne M/ 23- Walker M/ 24- Vassell D/ 3- Forrest T/	1	16:42	1	13:16	03:26	9-10	-1	3	0	2	1	1.1421
0- Evans R/ 2- Polite A/ 4- Williams P/ 10- Osborne M/ 31- Wilkes W/	1	13:16	1	12:20	00:56	0-0	0	1	1	0	0	0.0000
0- Evans R/ 2- Polite A/ 4- Williams P/ 5- Koprivica B/ 31- Wilkes W/	1	12:20	1	10:28	01:52	5-0	5	2	1	0	1	1.6667
0- Evans R/ 2- Polite A/ 5- Koprivica B/ 31- Wilkes W/ 1- Gray R/	1	10:28	1	08:07	02:21	7-6	1	3	0	0	2	1.8041
15- Olejniczak D/ 23- Walker M/ 24- Vassell D/ 1- Gray R/ 3- Forrest T/	1	08:07	1	05:38	02:29	5-2	3	2	2	0	2	1.2500
4- Williams P/ 15- Olejniczak D/ 23- Walker M/ 24- Vassell D/ 3- Forrest T/	1	05:38	1	04:45	00:53	2-2	0	0	0	0	1	2.0000
4- Williams P/ 10- Osborne M/ 23- Walker M/ 24- Vassell D/ 3- Forrest T/	1	04:45	1	01:56	02:49	3-3	0	5	0	1	0	0.5102
0- Evans R/ 2- Polite A/ 5- Koprivica B/ 11- Jack N/ 31- Wilkes W/	1	01:56	2	20:00	01:56	3-0	3	4	0	1	1	1.0000
15- Olejniczak D/ 23- Walker M/ 24- Vassell D/ 1- Gray R/ 3- Forrest T/	2	20:00	2	17:43	02:17	7-2	5	3	0	0	1	2.3333
2- Polite A/ 10- Osborne M/ 24- Vassell D/ 1- Gray R/ 3- Forrest T/	2	17:43	2	16:51	00:52	2-2	0	2	1	0	0	1.1364
2- Polite A/ 4- Williams P/ 10- Osborne M/ 24- Vassell D/ 3- Forrest T/	2	16:51	2	15:11	01:40	0-1	-1	1	0	1	0	0.0000
0- Evans R/ 2- Polite A/ 4- Williams P/ 10- Osborne M/ 24- Vassell D/	2	15:11	2	13:14	01:57	0-4	-4	1	0	2	0	0.0000
0- Evans R/ 2- Polite A/ 4- Williams P/ 5- Koprivica B/ 31- Wilkes W/	2	13:14	2	09:24	03:50	9-6	3	2	3	1	3	0.9783
0- Evans R/ 11- Jack N/ 15- Olejniczak D/ 23- Walker M/ 1- Gray R/	2	09:24	2	06:53	02:31	5-5	0	2	0	0	0	0.7764
11- Jack N/ 15- Olejniczak D/ 23- Walker M/ 1- Gray R/ 3- Forrest T/	2	06:53	2	04:42	02:11	4-6	-2	2	0	0	1	1.0000
5- Koprivica B/ 11- Jack N/ 23- Walker M/ 1- Gray R/ 3- Forrest T/	2	04:42	2	04:17	00:25	1-2	-1	0	0	0	0	1.1364
0- Evans R/ 5- Koprivica B/ 11- Jack N/ 23- Walker M/ 1- Gray R/	2	04:17	2	03:46	00:31	5-0	5	2	0	0	2	2.5000
11- Jack N/ 12- Lindner J/ 23- Walker M/ 30- Prieto H/ 31- Wilkes W/	2	03:46	2	02:39	01:07	2-4	-2	1	0	0	0	1.0000
11- Jack N/ 12- Lindner J/ 20- Light T/ 30- Prieto H/ 33- Miles W/	2	02:39	2	01:55	00:44	0-2	-2	0	0	1	0	0.0000
12- Lindner J/ 20- Light T/ 30- Prieto H/ 33- Miles W/ 44- Hands T/	2	01:55	2	00:00	01:55	3-4	-1	3	0	0	0	0.6303



Officials: Ted Valentine, Mark Schnur, Tommy Morrissey

Boston College

Lineup	Time	Score	Score Diff	Pts/Min	Reb	Stl	Tov	Ass	PPP
0- Felder C/ 5- Heath J/ 11- Thornton D/ 14- Williams K/ 41- Mitchell S/	09:49	16-23	-7	1.6299	7	0	3	3	0.9070
2- Rishwain J/ 5- Heath J/ 11- Thornton D/ 13- Kraljevic L/ 41- Mitchell S/	07:03	15-9	6	2.1277	7	3	2	2	1.1755
0- Felder C/ 2- Rishwain J/ 5- Heath J/ 14- Williams K/ 41- Mitchell S/	03:55	4-7	-3	1.0213	5	0	2	1	0.6211
0- Felder C/ 2- Rishwain J/ 5- Heath J/ 11- Thornton D/ 41- Mitchell S/	03:40	5-8	-3	1.3636	2	0	1	1	0.6443
0- Felder C/ 2- Rishwain J/ 5- Heath J/ 14- Williams K/ 23- Kenny A/	02:31	4-4	0	1.5894	5	0	1	0	0.8000
2- Rishwain J/ 11- Thornton D/ 14- Williams K/ 23- Kenny A/ 41- Mitchell S/	02:02	3-3	0	1.4754	2	0	3	1	0.6757
5- Heath J/ 11- Thornton D/ 13- Kraljevic L/ 14- Williams K/ 41- Mitchell S/	01:53	3-6	-3	1.5929	1	0	0	1	1.0000
0- Felder C/ 2- Rishwain J/ 13- Kraljevic L/ 14- Williams K/ 23- Kenny A/	01:53	3-0	3	1.5929	3	0	1	0	0.7143
0- Felder C/ 5- Heath J/ 11- Thornton D/ 13- Kraljevic L/ 14- Williams K/	01:38	1-4	-3	0.6122	1	0	1	0	0.4098
0- Felder C/ 2- Rishwain J/ 11- Thornton D/ 14- Williams K/ 41- Mitchell S/	01:32	2-2	0	1.3043	2	0	2	1	0.5000
2- Rishwain J/ 5- Heath J/ 11- Thornton D/ 14- Williams K/ 41- Mitchell S/	01:28	2-5	-3	1.3636	1	0	2	0	0.4505
2- Rishwain J/ 5- Heath J/ 11- Thornton D/ 23- Kenny A/ 41- Mitchell S/	00:57	0-3	-3	0.0000	0	0	0	0	0.0000
5- Heath J/ 11- Thornton D/ 13- Kraljevic L/ 23- Kenny A/ 41- Mitchell S/	00:53	0-3	-3	0.0000	0	0	0	0	0.0000
0- Felder C/ 13- Kraljevic L/ 14- Williams K/ 23- Kenny A/ 30- Holtze S/	00:46	3-3	0	3.9130	0	0	1	1	1.5000
0- Felder C/ 2- Rishwain J/ 11- Thornton D/ 14- Williams K/ 23- Kenny A/	00:00	1-0	1	∞	0	0	0	0	2.2727



Officials: Ted Valentine, Mark Schnur, Tommy Morrissey

Florida State

Lineup	Time	Score	Score Diff	Pts/Min	Reb	Stl	Tov	Ass	PPP
15- Olejniczak D/ 23- Walker M/ 24- Vassell D/ 1- Gray R/ 3- Forrest T/	08:04	20-5	15	2.4793	11	3	0	4	1.5385
4- Williams P/ 10- Osborne M/ 23- Walker M/ 24- Vassell D/ 3- Forrest T/	06:15	12-13	-1	1.9200	8	0	3	1	0.8721
0- Evans R/ 2- Polite A/ 4- Williams P/ 5- Koprivica B/ 31- Wilkes W/	05:42	14-6	8	2.4561	4	4	1	4	1.1475
0- Evans R/ 11- Jack N/ 15- Olejniczak D/ 23- Walker M/ 1- Gray R/	02:31	5-5	0	1.9868	2	0	0	0	0.7764
0- Evans R/ 2- Polite A/ 5- Koprivica B/ 31- Wilkes W/ 1- Gray R/	02:21	7-6	1	2.9787	3	0	0	2	1.8041
11- Jack N/ 15- Olejniczak D/ 23- Walker M/ 1- Gray R/ 3- Forrest T/	02:11	4-6	-2	1.8321	2	0	0	1	1.0000
0- Evans R/ 2- Polite A/ 4- Williams P/ 10- Osborne M/ 24- Vassell D/	01:57	0-4	-4	0.0000	1	0	2	0	0.0000
0- Evans R/ 2- Polite A/ 5- Koprivica B/ 11- Jack N/ 31- Wilkes W/	01:56	3-0	3	1.5517	4	0	1	1	1.0000
12- Lindner J/ 20- Light T/ 30- Prieto H/ 33- Miles W/ 44- Hands T/	01:55	3-4	-1	1.5652	3	0	0	0	0.6303
2- Polite A/ 4- Williams P/ 10- Osborne M/ 24- Vassell D/ 3- Forrest T/	01:40	0-1	-1	0.0000	1	0	1	0	0.0000
11- Jack N/ 12- Lindner J/ 23- Walker M/ 30- Prieto H/ 31- Wilkes W/	01:07	2-4	-2	1.7910	1	0	0	0	1.0000
0- Evans R/ 2- Polite A/ 4- Williams P/ 10- Osborne M/ 31- Wilkes W/	00:56	0-0	0	0.0000	1	1	0	0	0.0000
4- Williams P/ 15- Olejniczak D/ 23- Walker M/ 24- Vassell D/ 3- Forrest T/	00:53	2-2	0	2.2642	0	0	0	1	2.0000
2- Polite A/ 10- Osborne M/ 24- Vassell D/ 1- Gray R/ 3- Forrest T/	00:52	2-2	0	2.3077	2	1	0	0	1.1364
11- Jack N/ 12- Lindner J/ 20- Light T/ 30- Prieto H/ 33- Miles W/	00:44	0-2	-2	0.0000	0	0	1	0	0.0000
0- Evans R/ 5- Koprivica B/ 11- Jack N/ 23- Walker M/ 1- Gray R/	00:31	5-0	5	9.6774	2	0	0	2	2.5000
5- Koprivica B/ 11- Jack N/ 23- Walker M/ 1- Gray R/ 3- Forrest T/	00:25	1-2	-1	2.4000	0	0	0	0	1.1364