



Officials: AJ Desai, Tony Henderson, Jeff Pon

North Florida - 58

Record: 0-4

NO.	Name	F	Min	FG			Rebounds			Fouls		TP	AS	TO	ST	Blocks		+/-
				M-A	M-A	M-A	OR	DR	TOT	PF	FD					BS	BA	
4	Josh Endicott	F	22:51	3-6	2-2	0-1	4	2	6	3	2	8	2	2	0	0	2	-24
5	Dorian James	F	29:47	4-9	0-3	5-7	1	6	7	1	7	13	2	2	0	0	1	-26
21	Jonathan Aybar	F	23:29	1-6	0-1	0-0	2	3	5	4	3	2	1	6	1	0	0	-4
0	Emmanuel Adedoyin	G	28:08	1-4	1-2	2-2	0	3	3	2	1	5	4	4	2	0	2	-8
15	Jose Placer	G	31:27	4-9	3-6	0-0	0	1	1	2	1	11	2	5	1	0	0	-34
12	Ryan Burkhardt		22:11	1-4	1-4	0-0	0	0	0	0	1	3	1	2	1	1	0	-3
24	Jadyn Parker		12:49	1-2	0-0	0-0	0	1	1	2	0	2	0	1	0	0	1	-21
1	Jacob Crews		20:16	4-6	4-6	0-0	0	1	1	0	0	12	2	1	1	0	0	-8
2	Chaz Lanier		05:11	0-2	0-2	2-2	0	0	0	0	1	2	0	0	0	0	0	-9
23	Josh Berenbaum		03:51	0-2	0-1	0-0	1	0	1	1	0	0	0	0	0	0	0	-3
Team							0	2	2			0		1				
<b>Totals</b>				19-50	11-27	9-12	8	19	27	15	16	58	14	24	6	1	6	-28

Shooting By Period		
1 <sup>st</sup> FG%	9-26	34.6%
3PT%	3-12	25.0%
FT%	0-0	0%
2 <sup>nd</sup> FG%	10-24	41.7%
3PT%	8-15	53.3%
FT%	9-12	75%
GM FG%	19-50	38.0%
3PT%	11-27	40.7%
FT%	9-12	75.0%

Dead Ball Rebounds: 0, 2

Technical Fouls::NONE

Florida State - 86

Record: 1-0

NO.	Name	F	Min	FG			Rebounds			Fouls		TP	AS	TO	ST	Blocks		+/-
				M-A	M-A	M-A	OR	DR	TOT	PF	FD					BS	BA	
1	RaiQuan Gray	F	18:00	4-8	0-2	0-0	1	4	5	1	0	8	1	2	4	1	0	14
5	Balsa Koprivica	C	17:50	4-8	0-0	5-6	2	3	5	3	4	13	1	1	1	2	0	13
2	Anthony Polite	G	24:01	3-7	1-2	0-0	1	2	3	2	1	7	2	1	1	1	0	18
4	Scottie Barnes	G	24:19	4-11	0-2	0-3	3	3	6	0	2	8	6	2	0	0	0	11
23	M.J. Walker	G	26:53	4-8	3-5	6-6	2	2	4	3	3	17	2	0	0	0	1	17
0	RayQuan Evans		15:41	2-5	0-1	0-0	1	2	3	1	0	4	1	0	0	0	0	17
24	Sardar Calhoun		14:33	3-6	2-4	0-0	1	2	3	1	0	8	0	0	1	0	0	13
31	Wyatt Wilkes		16:30	2-5	0-3	0-0	2	3	5	0	0	4	5	0	2	0	0	13
10	Malik Osborne		17:18	2-4	0-2	2-2	3	0	3	1	3	6	0	1	2	0	0	7
34	Tanor Ngom		07:21	1-3	0-0	1-2	1	2	3	3	1	3	0	0	1	1	0	-2
11	Nathanael Jack		10:31	2-4	1-3	1-2	0	0	0	1	1	6	1	2	0	0	0	3
15	Quincy Ballard		07:03	1-1	0-0	0-0	0	1	1	0	0	2	0	1	0	1	0	16
Team							0	1	1			0		0				
<b>Totals</b>				32-70	7-24	15-21	17	25	42	16	15	86	19	10	12	6	1	28

Shooting By Period		
1 <sup>st</sup> FG%	14-32	43.8%
3PT%	3-11	27.3%
FT%	5-7	71.4%
2 <sup>nd</sup> FG%	18-38	47.4%
3PT%	4-13	30.8%
FT%	10-14	71.4%
GM FG%	32-70	45.7%
3PT%	7-24	29.2%
FT%	15-21	71.4%

Dead Ball Rebounds: 6, 1

Technical Fouls::NONE

	UNF	FSU
Biggest lead	0 (1 <sup>st</sup> 20:00)	30 (2 <sup>nd</sup> 0:36)
Best Scoring Run	7 (2 <sup>nd</sup> 11:42)	16 (2 <sup>nd</sup> 0:36)
Lead Changes	0	
Times Tied	0	
Time with Lead	00:00	39:28

Points from	UNF	FSU
Turnovers	3	29
Paint	16	38
Second Chance	3	19
Fast Breaks	0	17
Bench	19	33

	Period by Period Scoring		
	1st	2nd	TOT
UNF	21	37	58
FSU	36	50	86



**Period 1**

**Quarter Starters:**

<b>FSU</b>	1 Gray R	2 Polite A	4 Barnes S	5 Koprivica B	23 Walker M
<b>UNF</b>	0 Adedoyin E	4 Endicott J	5 James D	15 Placer J	21 Aybar J

Game Time	FSU	Score	Diff	UNF
20:00	5 KOPRIVICA B jumpball lost			21 AYBAR J jumpball won
19:46				0 ADEDOYIN E turnover bad pass (1)
19:28	1 GRAY R 2pt FG from turnover in the paint, layup made (2)	<b>2-0</b>	<b>2</b>	
19:28	5 KOPRIVICA B assist (1)			
19:16				15 PLACER J 3pt FG , jump shot missed
19:13	5 KOPRIVICA B defensive rebound (1)			
19:10	2 POLITE A 2pt FG in the paint, layup made (2)	<b>4-0</b>	<b>4</b>	
19:10	4 BARNES S assist (1)			
18:43	2 POLITE A foul drawn (1)			21 AYBAR J foul offensive (1 - 1)
18:43				21 AYBAR J turnover offensive (1)
18:38	4 BARNES S 2pt FG from turnover outside the paint, pull up jump shot missed			
18:36				5 JAMES D defensive rebound (1)
18:12				15 PLACER J turnover bad pass (1)
18:12	23 WALKER M 3pt FG from turnover, jump shot missed			
18:12				5 JAMES D defensive rebound (2)
18:09	2 POLITE A foul personal (1 - 1)			21 AYBAR J foul drawn (1)
18:03	4 BARNES S substitution out			
18:03	0 EVANS R substitution in			
17:47	2 POLITE A substitution out			
17:47	23 WALKER M substitution out			
17:47	24 CALHOUN S substitution in			
17:47	31 WILKES W substitution in			
17:32		<b>4-2</b>	<b>2</b>	4 ENDICOTT J 2pt FG in the paint, layup made (2)
17:32				21 AYBAR J assist (1)
17:19	5 KOPRIVICA B 2pt FG in the paint, layup made (2)	<b>6-2</b>	<b>4</b>	
17:19	1 GRAY R assist (1)			
17:03				5 JAMES D 3pt FG , jump shot missed
17:00				4 ENDICOTT J offensive rebound (1)
16:55				5 JAMES D 2pt FG second chance in the paint, driving layup blocked
16:55	5 KOPRIVICA B block (1)			
16:50	24 CALHOUN S defensive rebound (1)			
16:49	31 WILKES W 3pt FG , jump shot missed			
16:45	0 EVANS R offensive rebound (1)			
16:45	0 EVANS R 2pt FG second chance in the paint, layup made (2)	<b>8-2</b>	<b>6</b>	
16:19		<b>8-5</b>	<b>3</b>	4 ENDICOTT J 3pt FG , jump shot made (5)
16:19				0 ADEDOYIN E assist (1)
16:02	1 GRAY R turnover lost ball (1)			15 PLACER J steal (1)
15:57	1 GRAY R steal (1)			4 ENDICOTT J turnover lost ball (1)
15:57	Timeout media			
15:57	1 GRAY R substitution out			
15:57	5 KOPRIVICA B substitution out			
15:57	10 OSBORNE M substitution in			



**Officials:** AJ Desai, Tony Henderson, Jeff Pon

Game Time	FSU	Score	Diff	UNF
15:57	34 NGOM T substitution in			
15:57				0 ADEDOYIN E substitution out
15:57				21 AYBAR J substitution out
15:57				12 BURKHARDT R substitution in
15:57				24 PARKER J substitution in
15:45	34 NGOM T foul drawn (1)			24 PARKER J foul shooting (1 - 2)
15:45	34 NGOM T free throw 1 - 2 missed			
15:45	offensive dead ball rebound (1)			
15:45	34 NGOM T free throw 2 - 2 made (1)	<b>9-5</b>	<b>4</b>	
15:30	34 NGOM T steal (1)			15 PLACER J turnover bad pass (2)
15:24	24 CALHOUN S 2pt FG fast break from turnover in the paint, floating jump shot made (2)	<b>11-5</b>	<b>6</b>	
14:57				15 PLACER J 3pt FG , jump shot missed
14:53	34 NGOM T defensive rebound (1)			
14:53	jump ball situation			
14:42	34 NGOM T 2pt FG in the paint, turnaround jump shot missed			
14:38	10 OSBORNE M offensive rebound (1)			
14:28	31 WILKES W 3pt FG second chance, jump shot missed			
14:25	31 WILKES W offensive rebound (1)			
14:18	24 CALHOUN S 3pt FG second chance, jump shot made (5)	<b>14-5</b>	<b>9</b>	
14:18	31 WILKES W assist (1)			
13:53				4 ENDICOTT J 2pt FG in the paint, jump shot blocked
13:53	34 NGOM T block (1)			
13:53	0 EVANS R defensive rebound (2)			
13:47	31 WILKES W 3pt FG , jump shot missed			
13:45				defensive rebound (4)
13:45	0 EVANS R substitution out			
13:45	24 CALHOUN S substitution out			
13:45	31 WILKES W substitution out			
13:45	34 NGOM T substitution out			
13:45	4 BARNES S substitution in			
13:45	11 JACK N substitution in			
13:45	15 BALLARD Q substitution in			
13:45	23 WALKER M substitution in			
13:45				5 JAMES D substitution out
13:45				1 CREWS J substitution in
13:25				15 PLACER J turnover travel (3)
13:25				4 ENDICOTT J substitution out
13:25				21 AYBAR J substitution in
13:18	11 JACK N 2pt FG from turnover outside the paint, jump shot made (2)	<b>16-5</b>	<b>11</b>	
13:18	4 BARNES S assist (2)			
13:02				21 AYBAR J 3pt FG , jump shot missed
12:59	15 BALLARD Q defensive rebound (1)			
12:49	23 WALKER M 3pt FG , jump shot made (3)	<b>19-5</b>	<b>14</b>	
12:49	4 BARNES S assist (3)			
12:49				Timeout 30 Sec
12:49				15 PLACER J substitution out
12:49				0 ADEDOYIN E substitution in



**Officials:** AJ Desai, Tony Henderson, Jeff Pon

Game Time	FSU	Score	Diff	UNF
12:33		<b>19-7</b>	<b>12</b>	24 PARKER J 2pt FG in the paint, turnaround jump shot made (2)
12:16	15 BALLARD Q turnover bad pass (1)			21 AYBAR J steal (1)
11:58				12 BURKHARDT R 3pt FG from turnover, jump shot missed
11:55	4 BARNES S defensive rebound (1)			
11:52	11 JACK N 3pt FG , jump shot missed			
11:49	10 OSBORNE M offensive rebound (2)			
11:46	23 WALKER M foul drawn (1)			21 AYBAR J foul shooting (2 - 3)
11:45	Timeout media			
11:45	10 OSBORNE M substitution out			
11:45	1 GRAY R substitution in			
11:45				24 PARKER J substitution out
11:45				5 JAMES D substitution in
11:45	23 WALKER M free throw 1 - 2 made (4)	<b>20-7</b>	<b>13</b>	
11:45	23 WALKER M free throw 2 - 2 made (5)	<b>21-7</b>	<b>14</b>	
11:38		<b>21-9</b>	<b>12</b>	21 AYBAR J 2pt FG in the paint, dunk, made (2)
11:38				1 CREWS J assist (1)
11:29	11 JACK N turnover bad pass (1)			
11:11				1 CREWS J 3pt FG from turnover, jump shot missed
11:09	defensive rebound (11)			
11:09	11 JACK N substitution out			
11:09	15 BALLARD Q substitution out			
11:09	2 POLITE A substitution in			
11:09	5 KOPRIVICA B substitution in			
10:47	5 KOPRIVICA B 2pt FG in the paint, turnaround jump shot missed			
10:43	1 GRAY R offensive rebound (1)			
10:43	1 GRAY R 2pt FG second chance in the paint, layup missed			
10:43				defensive dead ball rebound (1)
10:43				12 BURKHARDT R substitution out
10:43				15 PLACER J substitution in
10:24		<b>21-11</b>	<b>10</b>	5 JAMES D 2pt FG in the paint, driving layup made (2)
10:01	4 BARNES S turnover bad pass (1)			1 CREWS J steal (1)
09:47	1 GRAY R steal (2)			15 PLACER J turnover bad pass (4)
09:42	2 POLITE A 2pt FG from turnover in the paint, layup missed			
09:40	4 BARNES S offensive rebound (2)			
09:40	4 BARNES S 2pt FG from turnover second chance in the paint, layup missed			
09:40				5 JAMES D defensive rebound (3)
09:40	23 WALKER M foul personal (1 - 2)			5 JAMES D foul drawn (1)
09:40				1 CREWS J substitution out
09:40				21 AYBAR J substitution out
09:40				2 LANIER C substitution in
09:40				4 ENDICOTT J substitution in
09:17				0 ADEDOYIN E 2pt FG in the paint, layup blocked
09:17	5 KOPRIVICA B block (2)			
09:14				5 JAMES D offensive rebound (4)
09:13				5 JAMES D 3pt FG second chance, jump shot missed
09:10	1 GRAY R defensive rebound (2)			
09:03	2 POLITE A 3pt FG , jump shot missed			



**Officials:** AJ Desai, Tony Henderson, Jeff Pon

Game Time	FSU	Score	Diff	UNF
09:00				15 PLACER J defensive rebound (1)
08:44				2 LANIER C 3pt FG , jump shot missed
08:39	4 BARNES S defensive rebound (3)			
08:35	23 WALKER M 3pt FG fast break, jump shot made (8)	<b>24-11</b>	<b>13</b>	
08:35	4 BARNES S assist (4)			
08:00		<b>24-13</b>	<b>11</b>	15 PLACER J 2pt FG in the paint, floating jump shot made (2)
07:49	4 BARNES S 2pt FG outside the paint, jump shot missed			
07:47	5 KOPRIVICA B offensive rebound (2)			
07:47	5 KOPRIVICA B 2pt FG second chance in the paint, layup made (4)	<b>26-13</b>	<b>13</b>	
07:47	5 KOPRIVICA B foul drawn (1)			0 ADEDOYIN E foul shooting (1 - 4)
07:47	Timeout media			
07:47	4 BARNES S substitution out			
07:47	0 EVANS R substitution in			
07:47				15 PLACER J substitution out
07:47				24 PARKER J substitution in
07:47	23 WALKER M substitution out			
07:47	24 CALHOUN S substitution in			
07:47	5 KOPRIVICA B free throw 1 - 1 made (5)	<b>27-13</b>	<b>14</b>	
07:30				4 ENDICOTT J 2pt FG in the paint, jump shot missed
07:26	1 GRAY R defensive rebound (3)			
07:12	1 GRAY R 2pt FG outside the paint, jump shot missed			
07:10				5 JAMES D defensive rebound (5)
06:47	1 GRAY R steal (3)			24 PARKER J turnover lost ball (1)
06:19	1 GRAY R 2pt FG from turnover in the paint, layup made (4)	<b>29-13</b>	<b>16</b>	
06:19	2 POLITE A assist (1)			
05:45				turnover shot clock (9)
05:45	1 GRAY R substitution out			
05:45	5 KOPRIVICA B substitution out			
05:45	10 OSBORNE M substitution in			
05:45	34 NGOM T substitution in			
05:45				0 ADEDOYIN E substitution out
05:45				2 LANIER C substitution out
05:45				12 BURKHARDT R substitution in
05:45				15 PLACER J substitution in
05:42	0 EVANS R 2pt FG from turnover in the paint, jump shot missed			
05:42	offensive dead ball rebound (2)			
05:40	10 OSBORNE M foul drawn (1)			4 ENDICOTT J foul personal (1 - 5)
05:32	2 POLITE A 2pt FG from turnover second chance outside the paint, jump shot missed			
05:32				4 ENDICOTT J defensive rebound (2)
05:30	34 NGOM T foul personal (1 - 3)			4 ENDICOTT J foul drawn (1)
05:29				24 PARKER J substitution out
05:29				21 AYBAR J substitution in
05:09		<b>29-15</b>	<b>14</b>	5 JAMES D 2pt FG in the paint, dunk, made (4)
05:09				4 ENDICOTT J assist (1)
04:59	0 EVANS R 2pt FG outside the paint, floating jump shot made (4)	<b>31-15</b>	<b>16</b>	
04:38				5 JAMES D 2pt FG outside the paint, turnaround jump shot missed



**Officials:** AJ Desai, Tony Henderson, Jeff Pon

Game Time	FSU	Score	Diff	UNF
04:35	2 POLITE A defensive rebound (1)			
04:16	2 POLITE A foul offensive (2 - 4)			12 BURKHARDT R foul drawn (1)
04:16	2 POLITE A turnover offensive (1)			
04:16	0 EVANS R substitution out			
04:16	34 NGOM T substitution out			
04:16	4 BARNES S substitution in			
04:16	31 WILKES W substitution in			
04:16				5 JAMES D substitution out
04:16				1 CREWS J substitution in
03:46				1 CREWS J turnover (1)
03:46	Timeout media			
03:46	2 POLITE A substitution out			
03:46	23 WALKER M substitution in			
03:39	4 BARNES S 3pt FG from turnover, jump shot missed			
03:38				defensive rebound (10)
03:38				4 ENDICOTT J substitution out
03:38				23 BERENBAUM J substitution in
03:33	10 OSBORNE M steal (1)			15 PLACER J turnover bad pass (5)
03:21	10 OSBORNE M 2pt FG from turnover in the paint, layup made (2)	<b>33-15</b>	<b>18</b>	
03:21	31 WILKES W assist (2)			
02:51				21 AYBAR J turnover travel (2)
02:51	24 CALHOUN S substitution out			
02:51	11 JACK N substitution in			
02:36	11 JACK N turnover out of bounds (2)			
02:18				23 BERENBAUM J 3pt FG from turnover, jump shot missed
02:13				23 BERENBAUM J offensive rebound (1)
02:12				23 BERENBAUM J 2pt FG from turnover second chance in the paint, jump shot missed
02:08	23 WALKER M defensive rebound (1)			
01:48	11 JACK N foul drawn (1)			23 BERENBAUM J foul shooting (1 - 6)
01:48	11 JACK N free throw 1 - 2 missed			
01:48	offensive dead ball rebound (3)			
01:48				1 CREWS J substitution out
01:48				21 AYBAR J substitution out
01:48				0 ADEDOYIN E substitution in
01:48				5 JAMES D substitution in
01:48	11 JACK N free throw 2 - 2 made (3)	<b>34-15</b>	<b>19</b>	
01:29		<b>34-18</b>	<b>16</b>	15 PLACER J 3pt FG , jump shot made (5)
01:29				12 BURKHARDT R assist (1)
01:11	10 OSBORNE M turnover bad pass (1)			
01:03	11 JACK N foul personal (1 - 5)			5 JAMES D foul drawn (2)
01:03	10 OSBORNE M substitution out			
01:03	15 BALLARD Q substitution in			
01:03				23 BERENBAUM J substitution out
01:03				24 PARKER J substitution in
00:57				24 PARKER J 2pt FG from turnover in the paint, jump shot blocked
00:57	15 BALLARD Q block (1)			
00:56	31 WILKES W defensive rebound (2)			



Official Basketball Play by Play - First Half  
**North Florida at Florida State**  
 12/02/20 Donald L. Tucker Center, Tallahassee  
 2020-21 FSU Men's Basketball

**Game Time:** 8:00 PM  
**Game Duration:** 1:57  
**Attendance:** 2,720

**Officials:** AJ Desai, Tony Henderson, Jeff Pon

Game Time	FSU	Score	Diff	UNF
00:51	4 BARNES S 3pt FG , jump shot missed			
00:51				0 ADEDOYIN E defensive rebound (1)
00:38		<b>34-21</b>	<b>13</b>	15 PLACER J 3pt FG , jump shot made (8)
00:38				5 JAMES D assist (1)
00:29	4 BARNES S turnover bad pass (2)			12 BURKHARDT R steal (1)
00:24	31 WILKES W steal (1)			12 BURKHARDT R turnover bad pass (1)
00:21	4 BARNES S 2pt FG fast break from turnover in the paint, layup made (2)	<b>36-21</b>	<b>15</b>	
00:21	23 WALKER M assist (1)			
00:04				15 PLACER J 2pt FG outside the paint, floating jump shot missed
00:04	31 WILKES W defensive rebound (3)			
<b>END OF PERIOD</b>				
<b>FSU 36-21 UNF</b>				



Officials: AJ Desai, Tony Henderson, Jeff Pon

**North Florida - 21**

NO.	Name	F	Min	FG			Rebounds			Fouls		TP	AS	TO	ST	Blocks		+/-
				M-A	3P	FT	OR	DR	TOT	PF	FD					BS	BA	
4	Josh Endicott	F	12:37	2-4	1-1	0-0	1	1	2	1	1	5	1	1	0	0	1	-15
5	Dorian James	F	15:32	2-6	0-2	0-0	1	4	5	0	2	4	1	0	0	0	1	-10
21	Jonathan Aybar	F	11:29	1-2	0-1	0-0	0	0	0	2	1	2	1	2	1	0	0	-6
0	Emmanuel Adedoyin	G	12:55	0-1	0-0	0-0	0	1	1	1	0	0	1	1	0	0	1	-2
15	Jose Placer	G	15:52	3-6	2-4	0-0	0	1	1	0	0	8	0	5	1	0	0	-14
12	Ryan Burkhardt		10:59	0-1	0-1	0-0	0	0	0	0	1	0	1	1	1	0	0	-8
24	Jadyn Parker		07:33	1-2	0-0	0-0	0	0	0	1	0	2	0	1	0	0	1	-11
1	Jacob Crews		06:33	0-1	0-1	0-0	0	0	0	0	0	0	1	1	1	0	0	-3
2	Chaz Lanier		03:55	0-1	0-1	0-0	0	0	0	0	0	0	0	0	0	0	0	-6
23	Josh Berenbaum		02:35	0-2	0-1	0-0	1	0	1	1	0	0	0	0	0	0	0	0
Team							0	2	2			0		1				
<b>Totals</b>				9-26	3-12	0-0	3	9	12	6	5	21	6	13	4	0	4	-15

Shooting By Period		
1st FG%	9-26	34.6%
3PT%	3-12	25.0%
FT%	0-0	0%
GM FG%	9-26	34.6%
3PT%	3-12	25.0%
FT%	0-0	0.0%

Dead Ball Rebounds: 0, 1

Technical Fouls::NONE

**Florida State - 36**

NO.	Name	F	Min	FG			Rebounds			Fouls		TP	AS	TO	ST	Blocks		+/-
				M-A	3P	FT	OR	DR	TOT	PF	FD					BS	BA	
1	RaiQuan Gray	F	10:03	2-4	0-0	0-0	1	2	3	0	0	4	1	1	3	0	0	7
5	Balsa Koprivica	C	09:27	2-3	0-0	1-1	1	1	2	0	1	5	1	0	0	2	0	7
2	Anthony Polite	G	09:36	1-4	0-1	0-0	0	1	1	2	1	2	1	1	0	0	0	8
4	Scottie Barnes	G	12:11	1-6	0-2	0-0	1	2	3	0	0	2	4	2	0	0	0	7
23	M.J. Walker	G	11:57	2-3	2-3	2-2	0	1	1	1	1	8	1	0	0	0	0	7
0	RayQuan Evans		07:49	2-3	0-0	0-0	1	1	2	0	0	4	0	0	0	0	0	8
24	Sardar Calhoun		08:58	2-2	1-1	0-0	0	1	1	0	0	5	0	0	0	0	0	10
31	Wyatt Wilkes		08:18	0-3	0-3	0-0	1	2	3	0	0	0	2	0	1	0	0	4
10	Malik Osborne		08:54	1-1	0-0	0-0	2	0	2	0	1	2	0	1	1	0	0	9
34	Tanor Ngom		03:41	0-1	0-0	1-2	0	1	1	1	1	1	0	0	1	1	0	6
11	Nathanael Jack		05:27	1-2	0-1	1-2	0	0	0	1	1	3	0	2	0	0	0	0
15	Quincy Ballard		03:39	0-0	0-0	0-0	0	1	1	0	0	0	0	1	0	1	0	2
Team							0	1	1			0		0				
<b>Totals</b>				14-32	3-11	5-7	7	14	21	5	6	36	10	8	6	4	0	15

Shooting By Period		
1st FG%	14-32	43.8%
3PT%	3-11	27.3%
FT%	5-7	71.4%
GM FG%	14-32	43.8%
3PT%	3-11	27.3%
FT%	5-7	71.4%

Dead Ball Rebounds: 3, 0

Technical Fouls::NONE

	UNF	FSU
Biggest lead	0 (1st 20:00)	19 (1st 1:48)
Best Scoring Run	6 (1st 0:38)	11 (1st 12:49)
Lead Changes	0	
Times Tied	0	
Time with Lead	00:00	19:28

Points from	UNF	FSU
Turnovers	0	13
Paint	12	18
Second Chance	0	10
Fast Breaks	0	7
Bench	2	15

	Period by Period Scoring		
	1st	2nd	TOT
UNF	21	37	58
FSU	36	50	86





**Period 2**

**Quarter Starters:**

<b>FSU</b>	1 Gray R	2 Polite A	4 Barnes S	5 Koprivica B	23 Walker M
<b>UNF</b>	0 Adedoyin E	4 Endicott J	5 James D	15 Placer J	21 Aybar J

Game Time	FSU	Score	Diff	UNF
20:00	11 JACK N substitution out			
20:00	15 BALLARD Q substitution out			
20:00	31 WILKES W substitution out			
20:00	1 GRAY R substitution in			
20:00	2 POLITE A substitution in			
20:00	5 KOPRIVICA B substitution in			
20:00				12 BURKHARDT R substitution out
20:00				24 PARKER J substitution out
20:00				4 ENDICOTT J substitution in
20:00				21 AYBAR J substitution in
19:50				4 ENDICOTT J 2pt FG in the paint, jump shot blocked
19:50	1 GRAY R block (1)			
19:46	5 KOPRIVICA B defensive rebound (3)			
19:34	1 GRAY R 3pt FG , jump shot missed			
19:32	4 BARNES S offensive rebound (4)			
19:32	4 BARNES S foul drawn (1)			15 PLACER J foul shooting (1 - 1)
19:32	4 BARNES S free throw 1 - 2 missed			
19:32	offensive dead ball rebound (4)			
19:32	4 BARNES S free throw 2 - 2 missed			
19:32				4 ENDICOTT J defensive rebound (3)
19:11				15 PLACER J 3pt FG , jump shot missed
19:06				21 AYBAR J offensive rebound (1)
19:06				21 AYBAR J 2pt FG second chance in the paint, layup missed
19:06	2 POLITE A defensive rebound (2)			
19:03	23 WALKER M 3pt FG fast break, jump shot made (11)	<b>39-21</b>	<b>18</b>	
19:03	4 BARNES S assist (5)			
18:27	5 KOPRIVICA B steal (1)			5 JAMES D turnover bad pass (1)
18:16	5 KOPRIVICA B 2pt FG from turnover in the paint, turnaround jump shot missed			
18:15				defensive dead ball rebound (2)
18:15	5 KOPRIVICA B foul personal (1 - 1)			21 AYBAR J foul drawn (2)
17:59	23 WALKER M foul personal (2 - 2)			15 PLACER J foul drawn (1)
17:59				21 AYBAR J substitution out
17:59				24 PARKER J substitution in
17:39				0 ADEDOYIN E turnover (2)
17:27	5 KOPRIVICA B foul drawn (2)			5 JAMES D foul shooting (1 - 2)
17:27	5 KOPRIVICA B free throw 1 - 2 missed			
17:27	offensive dead ball rebound (5)			
17:27	5 KOPRIVICA B free throw 2 - 2 made (6)	<b>40-21</b>	<b>19</b>	
17:08				5 JAMES D 3pt FG , jump shot missed
17:05				4 ENDICOTT J offensive rebound (4)
17:04				0 ADEDOYIN E 3pt FG second chance, jump shot missed
17:00	5 KOPRIVICA B defensive rebound (4)			



**North Florida at Florida State**

12/02/20 Donald L. Tucker Center, Tallahassee  
2020-21 FSU Men's Basketball

**Game Time:** 8:00 PM  
**Game Duration:** 1:57  
**Attendance:** 2,720

**Officials:** AJ Desai, Tony Henderson, Jeff Pon

Game Time	FSU	Score	Diff	UNF
16:55	1 GRAY R 2pt FG in the paint, dunk, made (6)	<b>42-21</b>	<b>21</b>	
16:36	1 GRAY R foul shooting (1 - 3)			5 JAMES D foul drawn (3)
16:36	1 GRAY R substitution out			
16:36	10 OSBORNE M substitution in			
16:36		<b>42-22</b>	<b>20</b>	5 JAMES D free throw 1 - 2 made (5)
16:36		<b>42-23</b>	<b>19</b>	5 JAMES D free throw 2 - 2 made (6)
16:36				5 JAMES D substitution out
16:36				12 BURKHARDT R substitution in
16:27	4 BARNES S 2pt FG in the paint, layup made (4)	<b>44-23</b>	<b>21</b>	
15:57				12 BURKHARDT R 3pt FG , jump shot missed
15:54	defensive dead ball rebound (6)			
15:54	10 OSBORNE M foul drawn (2)			4 ENDICOTT J foul personal (2 - 3)
15:54	Timeout media			
15:41	5 KOPRIVICA B 2pt FG in the paint, turnaround jump shot missed			
15:37	2 POLITE A offensive rebound (3)			
15:36	2 POLITE A 2pt FG second chance in the paint, jump shot missed			
15:34				24 PARKER J defensive rebound (1)
15:15		<b>44-26</b>	<b>18</b>	4 ENDICOTT J 3pt FG , jump shot made (8)
15:15				15 PLACER J assist (1)
15:03	5 KOPRIVICA B 2pt FG in the paint, hook shot missed			
14:59	4 BARNES S offensive rebound (5)			
14:59	4 BARNES S 2pt FG second chance in the paint, layup missed			
14:59	5 KOPRIVICA B offensive rebound (5)			
14:59	5 KOPRIVICA B 2pt FG second chance in the paint, layup made (8)	<b>46-26</b>	<b>20</b>	
14:59	5 KOPRIVICA B foul drawn (3)			24 PARKER J foul shooting (2 - 4)
14:59				0 ADEDOYIN E substitution out
14:59				24 PARKER J substitution out
14:59				1 CREWS J substitution in
14:59				21 AYBAR J substitution in
14:59	5 KOPRIVICA B free throw 1 - 1 made (9)	<b>47-26</b>	<b>21</b>	
14:59	5 KOPRIVICA B substitution out			
14:59	34 NGOM T substitution in			
14:42				21 AYBAR J 2pt FG in the paint, layup missed
14:37				21 AYBAR J offensive rebound (2)
14:37				21 AYBAR J 2pt FG second chance in the paint, layup missed
14:35				4 ENDICOTT J offensive rebound (5)
14:31	2 POLITE A steal (1)			4 ENDICOTT J turnover bad pass (2)
14:25	10 OSBORNE M 3pt FG from turnover, jump shot missed			
14:22	23 WALKER M offensive rebound (2)			
14:09	23 WALKER M 2pt FG from turnover second chance outside the paint, jump shot missed			
14:04				21 AYBAR J defensive rebound (3)
13:57		<b>47-29</b>	<b>18</b>	1 CREWS J 3pt FG , jump shot made (3)
13:57				4 ENDICOTT J assist (2)
13:55				4 ENDICOTT J substitution out
13:55				5 JAMES D substitution in
13:55	4 BARNES S substitution out			



## North Florida at Florida State

12/02/20 Donald L. Tucker Center, Tallahassee  
2020-21 FSU Men's Basketball

Game Time: 8:00 PM

Game Duration: 1:57

Attendance: 2,720

Officials: AJ Desai, Tony Henderson, Jeff Pon

Game Time	FSU	Score	Diff	UNF
13:55	0 EVANS R substitution in			
13:39	0 EVANS R 2pt FG in the paint, driving layup missed			
13:33	34 NGOM T offensive rebound (2)			
13:33	34 NGOM T 2pt FG second chance in the paint, dunk, made (3)	<b>49-29</b>	<b>20</b>	
13:16		<b>49-31</b>	<b>18</b>	5 JAMES D 2pt FG in the paint, jump shot made (8)
13:16	23 WALKER M foul shooting (3 - 4)			5 JAMES D foul drawn (4)
13:16				5 JAMES D free throw 1 - 1 missed
13:16	24 CALHOUN S defensive rebound (2)			
13:16	2 POLITE A substitution out			
13:16	24 CALHOUN S substitution in			
13:16				15 PLACER J substitution out
13:16				0 ADEDOYIN E substitution in
13:02	24 CALHOUN S 3pt FG , jump shot missed			
12:59	24 CALHOUN S offensive rebound (3)			
12:54	23 WALKER M 3pt FG second chance, jump shot missed			
12:51				21 AYBAR J defensive rebound (4)
12:45	0 EVANS R foul shooting (1 - 5)			0 ADEDOYIN E foul drawn (1)
12:45	0 EVANS R substitution out			
12:45	10 OSBORNE M substitution out			
12:45	23 WALKER M substitution out			
12:45	4 BARNES S substitution in			
12:45	11 JACK N substitution in			
12:45	31 WILKES W substitution in			
12:45		<b>49-32</b>	<b>17</b>	0 ADEDOYIN E free throw 1 - 2 made (1)
12:45		<b>49-33</b>	<b>16</b>	0 ADEDOYIN E free throw 2 - 2 made (2)
12:26	24 CALHOUN S 3pt FG , step back jump shot missed			
12:23				5 JAMES D defensive rebound (6)
12:17				12 BURKHARDT R 3pt FG , jump shot missed
12:15	4 BARNES S defensive rebound (6)			
12:07	4 BARNES S 2pt FG in the paint, turnaround jump shot missed			
12:06				21 AYBAR J defensive rebound (5)
12:06	34 NGOM T foul personal (2 - 6)			21 AYBAR J foul drawn (3)
12:02	34 NGOM T foul personal (3 - 7)			5 JAMES D foul drawn (5)
12:02				5 JAMES D 1&1 free throw 1 missed
12:01	34 NGOM T defensive rebound (3)			
11:49	34 NGOM T 2pt FG in the paint, layup missed			
11:46				5 JAMES D defensive rebound (7)
11:42		<b>49-36</b>	<b>13</b>	1 CREWS J 3pt FG , jump shot made (6)
11:42				5 JAMES D assist (2)
11:25	24 CALHOUN S 2pt FG in the paint, floating jump shot missed			
11:22				0 ADEDOYIN E defensive rebound (2)
11:19				0 ADEDOYIN E turnover bad pass (3)
11:19				Timeout media
11:19	34 NGOM T substitution out			
11:19	5 KOPRIVICA B substitution in			
11:03	5 KOPRIVICA B 2pt FG from turnover in the paint, jump shot made (11)	<b>51-36</b>	<b>15</b>	
11:03	31 WILKES W assist (3)			
10:37		<b>51-39</b>	<b>12</b>	12 BURKHARDT R 3pt FG , jump shot made (3)



Official Basketball Play by Play - Second Half  
**North Florida at Florida State**  
 12/02/20 Donald L. Tucker Center, Tallahassee  
 2020-21 FSU Men's Basketball

**Game Time:** 8:00 PM  
**Game Duration:** 1:57  
**Attendance:** 2,720

**Officials:** AJ Desai, Tony Henderson, Jeff Pon

Game Time	FSU	Score	Diff	UNF
10:37				0 ADEDOYIN E assist (2)
10:19	11 JACK N 3pt FG , jump shot missed			
10:16	31 WILKES W offensive rebound (4)			
10:15	31 WILKES W 2pt FG second chance in the paint, layup made (2)	<b>53-39</b>	<b>14</b>	
10:15	4 BARNES S assist (6)			
09:57	5 KOPRIVICA B foul shooting (2 - 8)			5 JAMES D foul drawn (6)
09:57		<b>53-40</b>	<b>13</b>	5 JAMES D free throw 1 - 2 made (9)
09:57	11 JACK N substitution out			
09:57	24 CALHOUN S substitution out			
09:57	2 POLITE A substitution in			
09:57	23 WALKER M substitution in			
09:57				12 BURKHARDT R substitution out
09:57				15 PLACER J substitution in
09:57		<b>53-41</b>	<b>12</b>	5 JAMES D free throw 2 - 2 made (10)
09:42	2 POLITE A 3pt FG , jump shot made (5)	<b>56-41</b>	<b>15</b>	
09:42	31 WILKES W assist (4)			
09:22		<b>56-44</b>	<b>12</b>	15 PLACER J 3pt FG , jump shot made (11)
09:22				0 ADEDOYIN E assist (3)
09:22				Timeout 30 Sec
09:22	Timeout media			
09:22				5 JAMES D substitution out
09:22				4 ENDICOTT J substitution in
09:08	5 KOPRIVICA B foul drawn (4)			21 AYBAR J foul shooting (3 - 5)
09:08	5 KOPRIVICA B free throw 1 - 2 made (12)	<b>57-44</b>	<b>13</b>	
09:08	5 KOPRIVICA B free throw 2 - 2 made (13)	<b>58-44</b>	<b>14</b>	
08:55				21 AYBAR J 2pt FG in the paint, layup missed
08:53				4 ENDICOTT J offensive rebound (6)
08:49		<b>58-47</b>	<b>11</b>	1 CREWS J 3pt FG second chance, jump shot made (9)
08:49				0 ADEDOYIN E assist (4)
08:27	5 KOPRIVICA B turnover bad pass (1)			0 ADEDOYIN E steal (1)
08:22				0 ADEDOYIN E 2pt FG from turnover outside the paint, jump shot blocked
08:22	2 POLITE A block (1)			
08:17	23 WALKER M defensive rebound (3)			
08:17	4 BARNES S 2pt FG fast break in the paint, dunk, made (6)	<b>60-47</b>	<b>13</b>	
08:17	23 WALKER M assist (2)			
07:57	5 KOPRIVICA B foul personal (3 - 9)			4 ENDICOTT J foul drawn (2)
07:57	Timeout media			
07:57	5 KOPRIVICA B substitution out			
07:57	31 WILKES W substitution out			
07:57	1 GRAY R substitution in			
07:57	10 OSBORNE M substitution in			
07:57				0 ADEDOYIN E substitution out
07:57				21 AYBAR J substitution out
07:57				5 JAMES D substitution in
07:57				12 BURKHARDT R substitution in
07:57				4 ENDICOTT J 1&1 free throw 1 missed
07:57	1 GRAY R defensive rebound (4)			
07:39	4 BARNES S 2pt FG in the paint, turnaround jump shot made (8)	<b>62-47</b>	<b>15</b>	



Official Basketball Play by Play - Second Half  
**North Florida at Florida State**  
 12/02/20 Donald L. Tucker Center, Tallahassee  
 2020-21 FSU Men's Basketball

**Game Time:** 8:00 PM  
**Game Duration:** 1:57  
**Attendance:** 2,720

**Officials:** AJ Desai, Tony Henderson, Jeff Pon

Game Time	FSU	Score	Diff	UNF
07:39	2 POLITE A assist (2)			
07:39	4 BARNES S foul drawn (2)			4 ENDICOTT J foul shooting (3 - 6)
07:39	4 BARNES S free throw 1 - 1 missed			
07:39				1 CREWS J defensive rebound (1)
07:17				15 PLACER J 2pt FG in the paint, layup missed
07:15	1 GRAY R defensive rebound (5)			
07:08	10 OSBORNE M 2pt FG outside the paint, turnaround jump shot made (4)	<b>64-47</b>	<b>17</b>	
06:50	1 GRAY R steal (4)			12 BURKHARDT R turnover bad pass (2)
06:46	1 GRAY R 2pt FG fast break from turnover in the paint, driving layup made (8)	<b>66-47</b>	<b>19</b>	
06:42				Timeout 30 Sec
06:42	4 BARNES S substitution out			
06:42	0 EVANS R substitution in			
06:18				1 CREWS J 3pt FG , jump shot missed
06:16	0 EVANS R defensive rebound (3)			
06:09	23 WALKER M foul drawn (2)			15 PLACER J foul personal (2 - 7)
06:09				15 PLACER J substitution out
06:09				0 ADEDOYIN E substitution in
06:09	23 WALKER M 1&1 free throw 1 made (12)	<b>67-47</b>	<b>20</b>	
06:09	23 WALKER M 1&1 free throw 2 made (13)	<b>68-47</b>	<b>21</b>	
05:49		<b>68-50</b>	<b>18</b>	0 ADEDOYIN E 3pt FG , jump shot made (5)
05:49				1 CREWS J assist (2)
05:19	0 EVANS R 3pt FG , jump shot missed			
05:15	10 OSBORNE M offensive rebound (3)			
05:14	1 GRAY R 3pt FG second chance, jump shot missed			
05:13	offensive dead ball rebound (7)			
05:13	10 OSBORNE M foul drawn (3)			0 ADEDOYIN E foul personal (2 - 8)
05:13				4 ENDICOTT J substitution out
05:13				21 AYBAR J substitution in
05:13	10 OSBORNE M 1&1 free throw 1 made (5)	<b>69-50</b>	<b>19</b>	
05:13	10 OSBORNE M 1&1 free throw 2 made (6)	<b>70-50</b>	<b>20</b>	
05:03		<b>70-52</b>	<b>18</b>	5 JAMES D 2pt FG in the paint, driving layup made (12)
05:03	10 OSBORNE M foul shooting (1 - 10)			5 JAMES D foul drawn (7)
05:03		<b>70-53</b>	<b>17</b>	5 JAMES D free throw 1 - 1 made (13)
05:03				5 JAMES D substitution out
05:03				15 PLACER J substitution in
04:44	23 WALKER M 2pt FG in the paint, jump shot blocked			
04:44				12 BURKHARDT R block (1)
04:33				0 ADEDOYIN E defensive rebound (3)
04:25	10 OSBORNE M steal (2)			21 AYBAR J turnover bad pass (3)
04:16	10 OSBORNE M 3pt FG from turnover, step back jump shot missed			
04:10	23 WALKER M offensive rebound (4)			
03:59	1 GRAY R turnover lost ball (2)			0 ADEDOYIN E steal (2)
03:50		<b>70-56</b>	<b>14</b>	1 CREWS J 3pt FG from turnover, jump shot made (12)
03:50				15 PLACER J assist (2)
03:24	23 WALKER M foul drawn (3)			21 AYBAR J foul shooting (4 - 9)
03:24				Timeout media
03:24	1 GRAY R substitution out			



**North Florida at Florida State**

12/02/20 Donald L. Tucker Center, Tallahassee  
2020-21 FSU Men's Basketball

**Game Time:** 8:00 PM

**Game Duration:** 1:57

**Attendance:** 2,720

**Officials:** AJ Desai, Tony Henderson, Jeff Pon

Game Time	FSU	Score	Diff	UNF
03:24	10 OSBORNE M substitution out			
03:24	15 BALLARD Q substitution in			
03:24	31 WILKES W substitution in			
03:24				12 BURKHARDT R substitution out
03:24				5 JAMES D substitution in
03:24	23 WALKER M free throw 1 - 2 made (14)	<b>71-56</b>	<b>15</b>	
03:24	23 WALKER M free throw 2 - 2 made (15)	<b>72-56</b>	<b>16</b>	
03:08				21 AYBAR J turnover travel (4)
03:00	23 WALKER M 2pt FG from turnover in the paint, dunk, made (17)	<b>74-56</b>	<b>18</b>	
02:49	31 WILKES W steal (2)			21 AYBAR J turnover bad pass (5)
02:33	2 POLITE A 2pt FG from turnover outside the paint, step back jump shot made (7)	<b>76-56</b>	<b>20</b>	
02:16				21 AYBAR J turnover bad pass (6)
02:16	2 POLITE A substitution out			
02:16	23 WALKER M substitution out			
02:16	11 JACK N substitution in			
02:16	24 CALHOUN S substitution in			
02:16				21 AYBAR J substitution out
02:16				24 PARKER J substitution in
01:57	15 BALLARD Q 2pt FG from turnover outside the paint, jump shot made (2)	<b>78-56</b>	<b>22</b>	
01:43	24 CALHOUN S steal (1)			5 JAMES D turnover bad pass (2)
01:37	24 CALHOUN S 3pt FG from turnover, jump shot made (8)	<b>81-56</b>	<b>25</b>	
01:37	0 EVANS R assist (1)			
01:16				0 ADEDOYIN E turnover lost ball (4)
01:16				0 ADEDOYIN E substitution out
01:16				1 CREWS J substitution out
01:16				2 LANIER C substitution in
01:16				23 BERENBAUM J substitution in
01:02	31 WILKES W 2pt FG from turnover outside the paint, jump shot made (4)	<b>83-56</b>	<b>27</b>	
01:02	11 JACK N assist (1)			
00:41				2 LANIER C 3pt FG , jump shot missed
00:38	31 WILKES W defensive rebound (5)			
00:36	11 JACK N 3pt FG fast break, jump shot made (6)	<b>86-56</b>	<b>30</b>	
00:36	31 WILKES W assist (5)			
00:28	24 CALHOUN S foul personal (1 - 11)			2 LANIER C foul drawn (1)
00:28		<b>86-57</b>	<b>29</b>	2 LANIER C free throw 1 - 2 made (1)
00:28		<b>86-58</b>	<b>28</b>	2 LANIER C free throw 2 - 2 made (2)
<b>END OF GAME</b>				
<b>FSU 86-58 UNF</b>				



Officials: AJ Desai, Tony Henderson, Jeff Pon

North Florida - 37

NO.	Name	Min	FG			Rebounds			Fouls		TP	AS	TO	ST	Blocks		+/-
			M-A	M-A	M-A	OR	DR	TOT	PF	FD					BS	BA	
4	Josh Endicott	F 10:14	1-2	1-1	0-1	3	1	4	2	1	3	1	1	0	0	1	-9
5	Dorian James	F 14:15	2-3	0-1	5-7	0	2	2	1	5	9	1	2	0	0	0	-16
21	Jonathan Aybar	F 12:00	0-4	0-0	0-0	2	3	5	2	2	0	0	4	0	0	2	
0	Emmanuel Adedoyin	G 15:13	1-3	1-2	2-2	0	2	2	1	1	5	3	3	2	0	1	-6
15	Jose Placer	G 15:35	1-3	1-2	0-0	0	0	0	2	1	3	2	0	0	0	0	-20
24	Jadyn Parker	05:16	0-0	0-0	0-0	0	1	1	1	0	0	0	0	0	0	0	-10
12	Ryan Burkhardt	11:12	1-3	1-3	0-0	0	0	0	0	0	3	0	1	0	1	0	5
1	Jacob Crews	13:43	4-5	4-5	0-0	0	1	1	0	0	12	1	0	0	0	0	-5
2	Chaz Lanier	01:16	0-1	0-1	2-2	0	0	0	0	1	2	0	0	0	0	0	-3
23	Josh Berenbaum	01:16	0-0	0-0	0-0	0	0	0	0	0	0	0	0	0	0	0	-3
Team						0	0	0			0						
<b>Totals</b>			10-24	8-15	9-12	5	10	15	9	11	37	8	11	2	1	2	-13

Shooting By Period		
2nd FG%	10-24	41.7%
3PT%	8-15	53.3%
FT%	9-12	75%
GM FG%	10-24	41.7%
3PT%	8-15	53.3%
FT%	9-12	75.0%

Dead Ball Rebounds: 0, 1

Technical Fouls::NONE

Florida State - 50

NO.	Name	Min	FG			Rebounds			Fouls		TP	AS	TO	ST	Blocks		+/-
			M-A	M-A	M-A	OR	DR	TOT	PF	FD					BS	BA	
1	RaiQuan Gray	F 07:57	2-4	0-2	0-0	0	2	2	1	0	4	0	1	1	1	0	7
5	Balsa Koprivica	C 08:23	2-5	0-0	4-5	1	2	3	3	3	8	0	1	1	0	0	6
2	Anthony Polite	G 14:25	2-3	1-1	0-0	1	1	2	0	0	5	1	0	1	1	0	10
4	Scottie Barnes	G 12:08	3-5	0-0	0-3	2	1	3	0	2	6	2	0	0	0	0	4
23	M.J. Walker	G 14:56	2-5	1-2	4-4	2	1	3	2	2	9	1	0	0	0	1	10
10	Malik Osborne	08:24	1-3	0-2	2-2	1	0	1	1	2	4	0	0	1	0	0	-2
34	Tanor Ngom	03:40	1-2	0-0	0-0	1	1	2	2	0	2	0	0	0	0	0	-8
0	RayQuan Evans	07:52	0-2	0-1	0-0	0	1	1	1	0	0	1	0	0	0	0	9
24	Sardar Calhoun	05:35	1-4	1-3	0-0	1	1	2	1	0	3	0	0	1	0	0	3
11	Nathanael Jack	05:04	1-2	1-2	0-0	0	0	0	0	0	3	1	0	0	0	0	3
31	Wyatt Wilkes	08:12	2-2	0-0	0-0	1	1	2	0	0	4	3	0	1	0	0	9
15	Quincy Ballard	03:24	1-1	0-0	0-0	0	0	0	0	0	2	0	0	0	0	0	14
Team						0	0	0			0						
<b>Totals</b>			18-38	4-13	10-14	10	11	21	11	9	50	9	2	6	2	1	13

Shooting By Period		
2nd FG%	18-38	47.4%
3PT%	4-13	30.8%
FT%	10-14	71.4%
GM FG%	18-38	47.4%
3PT%	4-13	30.8%
FT%	10-14	71.4%

Dead Ball Rebounds: 3, 1

Technical Fouls::NONE

	UNF	FSU
Biggest lead	0 (1st 20:00)	30 (2nd 0:36)
Best Scoring Run	7 (2nd 11:42)	16 (2nd 0:36)
Lead Changes	0	
Times Tied	0	
Time with Lead	00:00	19:50

Points from	UNF	FSU
Turnovers	3	16
Paint	4	20
Second Chance	3	9
Fast Breaks	0	10
Bench	17	18

	Period by Period Scoring		
	1st	2nd	TOT
UNF	21	37	58
FSU	36	50	86



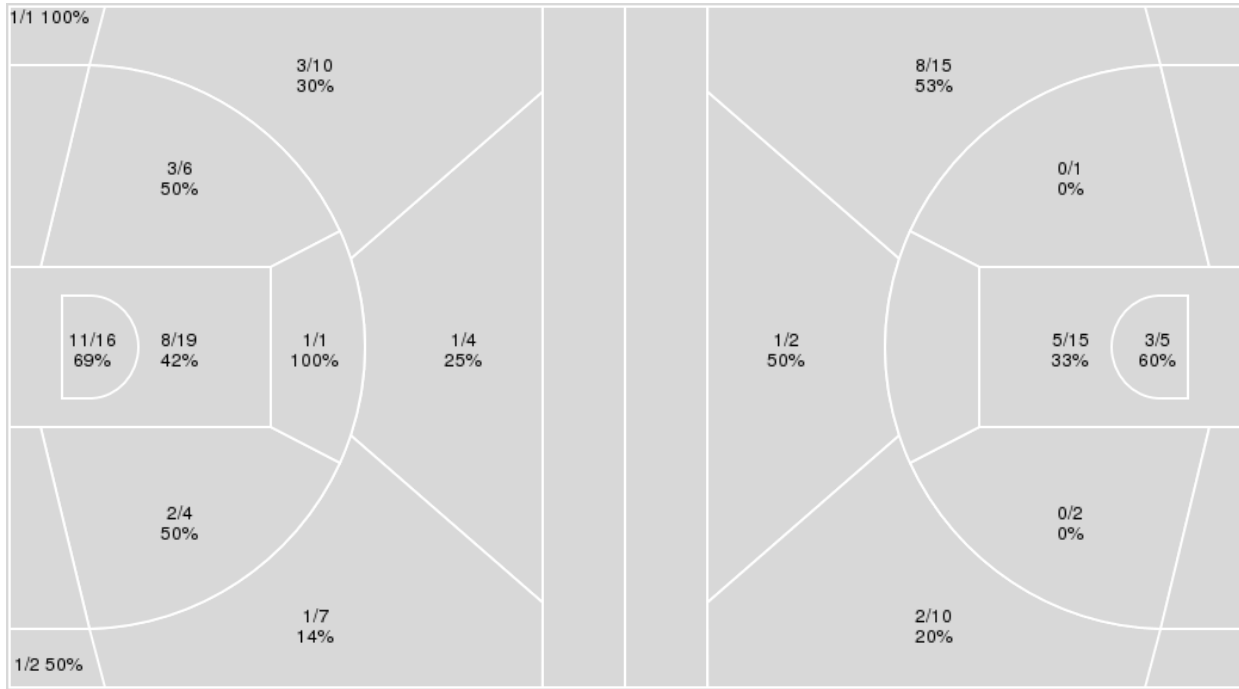
**Officials:** AJ Desai, Tony Henderson, Jeff Pon

{ Players => 0, 1, 2, 4, 5, 10, 11, 12, 15, 20, 23, 24, 30, 31, 33, 34, 40, 42, 44; } FG Types => All; Results => All;

{ Players => 0, 1, 2, 3, 4, 5, 10, 11, 12, 13, 15, 21, 23, 24; } FG Types => All; Results => All;

**Florida State**

**North Florida**



Florida State	M/A	%
Field Goals	32/70	46
2 Points	25/46	54
3 Points	7/24	29
Free Throws	15/21	71

North Florida	M/A	%
Field Goals	19/50	38
2 Points	8/23	35
3 Points	11/27	41
Free Throws	9/12	75





**North Florida at Florida State**

12/02/20 Donald L. Tucker Center, Tallahassee  
2020-21 FSU Men's Basketball

**Game Time:** 8:00 PM  
**Game Duration:** 1:57  
**Attendance:** 2,720

**Officials:** AJ Desai, Tony Henderson, Jeff Pon

**North Florida**

No	Name	Mins		Score		Points Diff		Points per Min		Assists		Rebounds		Steals		Turnovers	
		On	Off	On	Off	On	Off	On	Off	On	Off	On	Off	On	Off	On	Off
0	Emmanuel Adedoyin	28:08	11:52	49 - 57	9 - 29	-8	-20	1.74	0.76	12	2	19	8	6	0	17	7
1	Jacob Crews	20:16	19:44	36 - 44	22 - 42	-8	-20	1.78	1.11	8	6	14	13	4	2	14	10
2	Chaz Lanier	05:11	34:49	4 - 13	54 - 73	-9	-19	0.77	1.55	0	14	3	24	0	6	2	22
4	Josh Endicott	22:51	17:09	23 - 47	35 - 39	-24	-4	1.01	2.04	7	7	18	9	2	4	13	11
5	Dorian James	29:47	10:13	44 - 70	14 - 16	-26	-2	1.48	1.37	10	4	19	8	3	3	18	6
12	Ryan Burkhardt	22:11	17:49	38 - 41	20 - 45	-3	-25	1.71	1.12	10	4	16	11	3	3	10	14
15	Jose Placer	31:27	08:33	39 - 73	19 - 13	-34	6	1.24	2.22	10	4	21	6	5	1	21	3
21	Jonathan Aybar	23:29	16:31	40 - 44	18 - 42	-4	-24	1.70	1.09	10	4	18	9	5	1	15	9
23	Josh Berenbaum	03:51	36:09	5 - 8	53 - 78	-3	-25	1.30	1.47	1	13	1	26	0	6	2	22
24	Jadyn Parker	12:49	27:11	12 - 33	46 - 53	-21	-7	0.94	1.69	2	12	6	21	2	4	8	16

**Florida State**

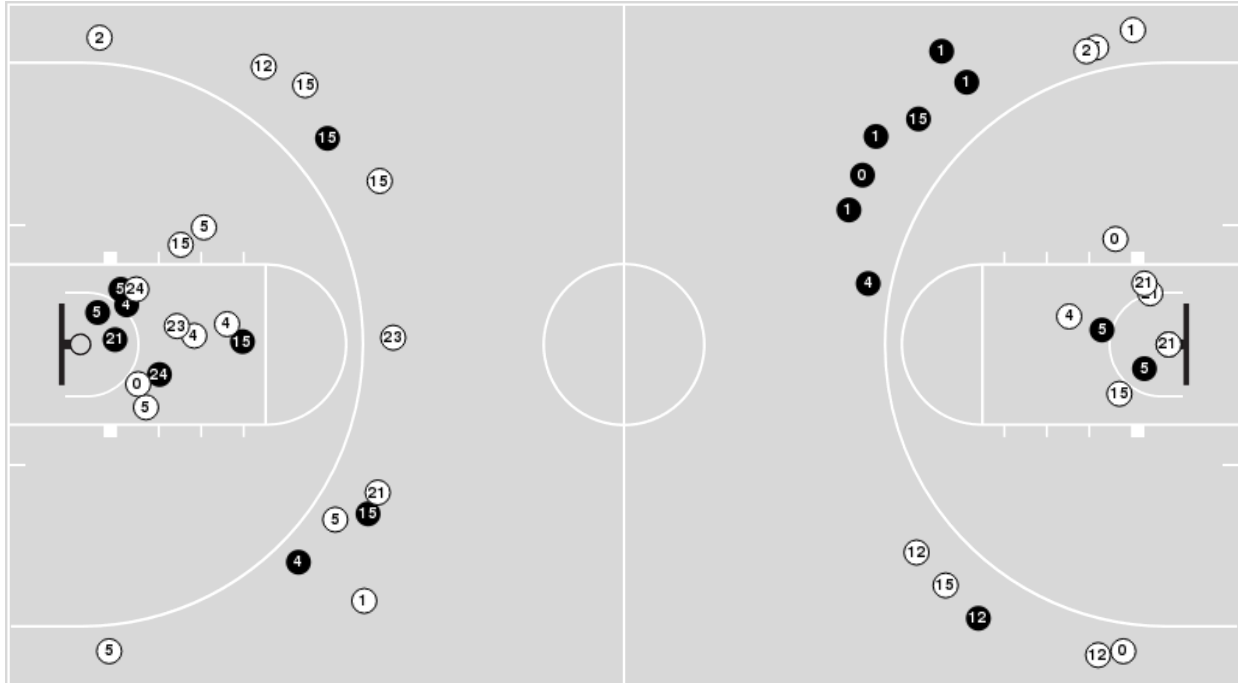
No	Name	Mins		Score		Points Diff		Points per Min		Assists		Rebounds		Steals		Turnovers	
		On	Off	On	Off	On	Off	On	Off	On	Off	On	Off	On	Off	On	Off
0	RayQuan Evans	15:41	24:19	37 - 20	49 - 38	17	11	2.36	2.02	6	13	15	27	6	6	3	7
1	RaiQuan Gray	18:00	22:00	34 - 20	52 - 38	14	14	1.89	2.36	7	12	19	23	6	6	4	6
2	Anthony Polite	24:01	15:59	50 - 32	36 - 26	18	10	2.08	2.25	8	11	24	18	7	5	4	6
4	Scottie Barnes	24:19	15:41	49 - 38	37 - 20	11	17	2.02	2.36	13	6	27	15	6	6	7	3
5	Balsa Koprivica	17:50	22:10	38 - 25	48 - 33	13	15	2.13	2.17	10	9	18	24	4	8	3	7
10	Malik Osborne	17:18	22:42	33 - 26	53 - 32	7	21	1.91	2.33	5	14	21	21	5	7	5	5
11	Nathanael Jack	10:31	29:29	24 - 21	62 - 37	3	25	2.28	2.10	8	11	11	31	2	10	5	5
15	Quincy Ballard	07:03	32:57	25 - 9	61 - 49	16	12	3.55	1.85	6	13	7	35	3	9	3	7
23	M.J. Walker	26:53	13:07	57 - 40	29 - 18	17	11	2.12	2.21	11	8	30	12	8	4	8	2
24	Sardaar Calhoun	14:33	25:27	31 - 18	55 - 40	13	15	2.13	2.16	9	10	13	29	5	7	2	8
31	Wyatt Wilkes	16:30	23:30	42 - 29	44 - 29	13	15	2.55	1.87	11	8	14	28	6	6	5	5
34	Tanor Ngom	07:21	32:39	10 - 12	76 - 46	-2	30	1.36	2.33	1	18	11	31	2	10	1	9



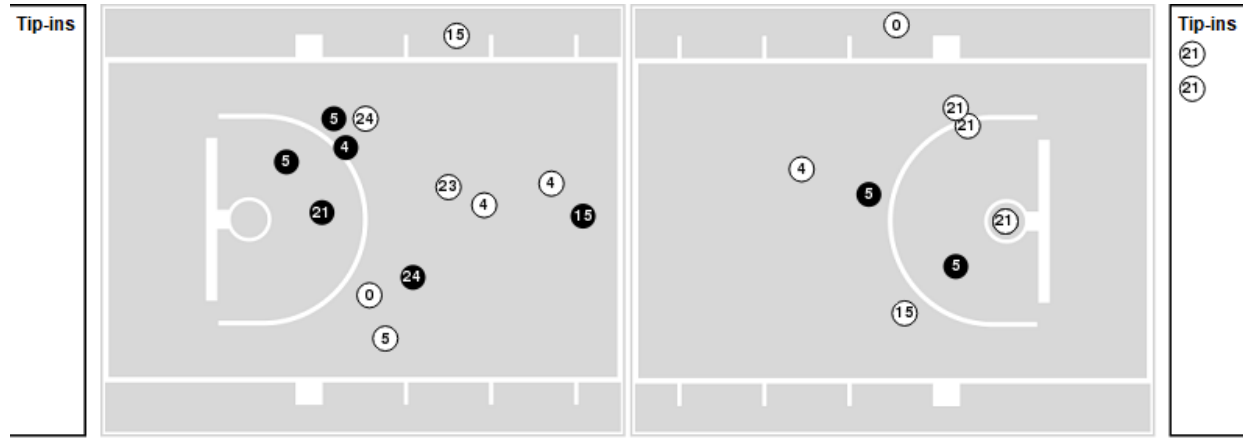
Players => 0, 1, 2, 3, 4, 5, 10, 11, 12, 13, 15, 21, 23, 24 FG Types=>All Results=>All

**North Florida**

**All Field Goals**



**Blow Up Chart**



● Made ○ Missed N - Player Number

North Florida	M/A	%
Field Goals	19/50	38
2 Points	8/23	35
3 Points	11/27	41
Free Throws	9/12	75

North Florida	M/A	%
Points in the Paint	16 (8 / 20)	40
Fast Break Points	0 (0/1)	0
Second Chance Points	3 (1/7)	14
Effective FG%	49	

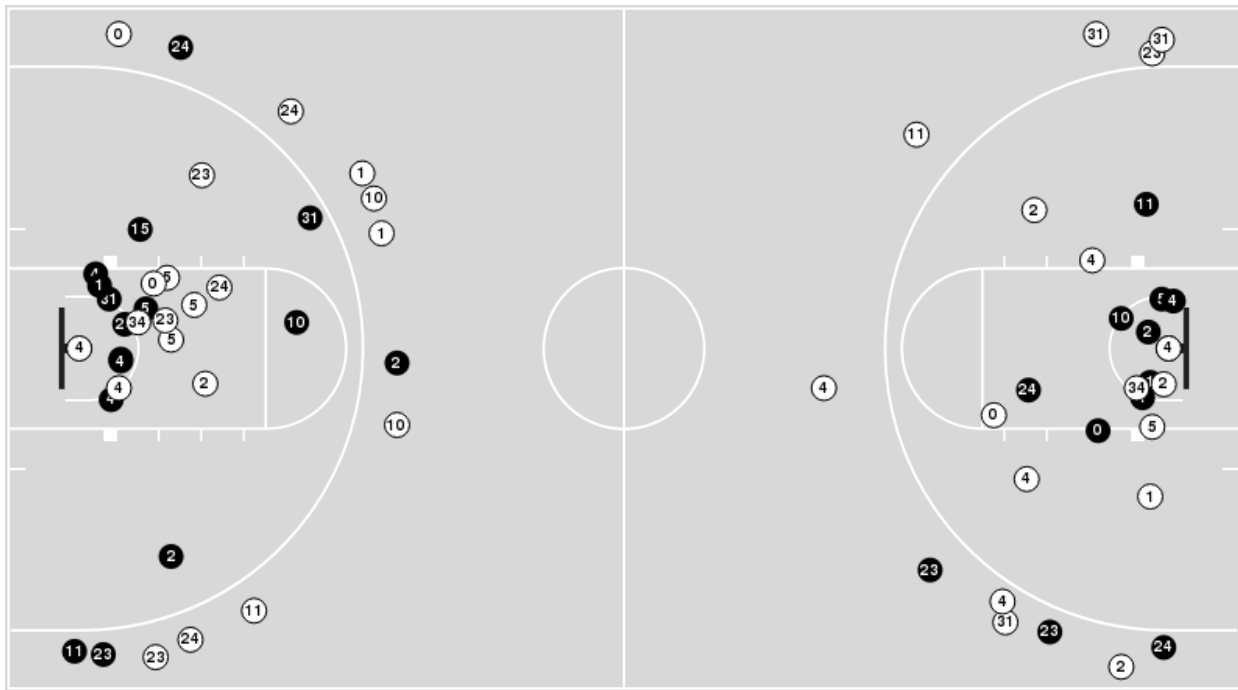


**Officials:** AJ Desai, Tony Henderson, Jeff Pon

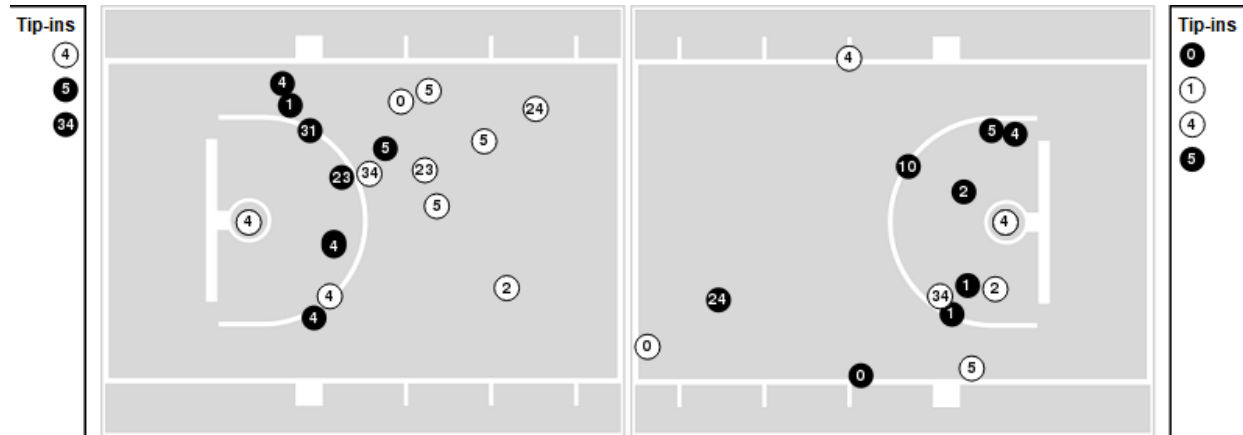
Players => 0, 1, 2, 4, 5, 10, 11, 12, 15, 20, 23, 24, 30, 31, 33, 34, 40, 42, 44FG Types=>AllResults=>All

### Florida State

#### All Field Goals



#### Blow Up Chart



● Made ○ Missed N - Player Number

Florida State	M/A	%
Field Goals	32/70	46
2 Points	25/46	54
3 Points	7/24	29
Free Throws	15/21	71

Florida State	M/A	%
Points in the Paint	38 (19 / 35)	54
Fast Break Points	17 (7/7)	100
Second Chance Points	19 (12/23)	52
Effective FG%	51	



**Officials:** AJ Desai, Tony Henderson, Jeff Pon

**North Florida**

Lineup	Quarter On	Time On	Quarter Off	Time Off	Time on Court	Score	Score Diff	Reb	Stl	Tov	Ass	PPP
0- Adedoyin E/ 4- Endicott J/ 5- James D/ 15- Placer J/ 21- Aybar J/	1	20:00	1	15:57	04:03	5-8	-3	3	1	4	2	0.6250
4- Endicott J/ 5- James D/ 12- Burkhardt R/ 15- Placer J/ 24- Parker J/	1	15:57	1	13:45	02:12	0-6	-6	1	0	1	0	0.0000
1- Crews J/ 4- Endicott J/ 12- Burkhardt R/ 15- Placer J/ 24- Parker J/	1	13:45	1	13:25	00:20	0-0	0	0	0	1	0	0.0000
1- Crews J/ 12- Burkhardt R/ 15- Placer J/ 21- Aybar J/ 24- Parker J/	1	13:25	1	12:49	00:36	0-5	-5	0	0	0	0	0.0000
0- Adedoyin E/ 1- Crews J/ 12- Burkhardt R/ 21- Aybar J/ 24- Parker J/	1	12:49	1	11:45	01:04	2-0	2	0	1	0	0	1.0000
0- Adedoyin E/ 1- Crews J/ 5- James D/ 12- Burkhardt R/ 21- Aybar J/	1	11:45	1	10:43	01:02	2-2	0	0	0	0	1	1.0000
0- Adedoyin E/ 1- Crews J/ 5- James D/ 15- Placer J/ 21- Aybar J/	1	10:43	1	09:40	01:03	2-0	2	1	1	1	0	1.0000
0- Adedoyin E/ 2- Lanier C/ 4- Endicott J/ 5- James D/ 15- Placer J/	1	09:40	1	07:47	01:53	2-5	-3	2	0	0	0	0.6667
0- Adedoyin E/ 2- Lanier C/ 4- Endicott J/ 5- James D/ 24- Parker J/	1	07:47	1	05:45	02:02	0-3	-3	1	0	2	0	0.0000
4- Endicott J/ 5- James D/ 12- Burkhardt R/ 15- Placer J/ 24- Parker J/	1	05:45	1	05:29	00:16	0-0	0	1	0	0	0	0.0000
4- Endicott J/ 5- James D/ 12- Burkhardt R/ 15- Placer J/ 21- Aybar J/	1	05:29	1	04:16	01:13	2-2	0	0	0	0	1	1.0000
1- Crews J/ 4- Endicott J/ 12- Burkhardt R/ 15- Placer J/ 21- Aybar J/	1	04:16	1	03:38	00:38	0-0	0	1	0	1	0	0.0000
1- Crews J/ 12- Burkhardt R/ 15- Placer J/ 21- Aybar J/ 23- Berenbaum J/	1	03:38	1	01:48	01:50	0-2	-2	1	0	2	0	0.0000
0- Adedoyin E/ 5- James D/ 12- Burkhardt R/ 15- Placer J/ 23- Berenbaum J/	1	01:48	1	01:03	00:45	3-1	2	0	0	0	1	3.0000
0- Adedoyin E/ 5- James D/ 12- Burkhardt R/ 15- Placer J/ 24- Parker J/	1	01:03	2	20:00	01:03	3-2	1	1	1	1	1	0.7500
0- Adedoyin E/ 4- Endicott J/ 5- James D/ 15- Placer J/ 21- Aybar J/	2	20:00	2	17:59	02:01	0-3	-3	2	0	1	0	0.0000
0- Adedoyin E/ 4- Endicott J/ 5- James D/ 15- Placer J/ 24- Parker J/	2	17:59	2	16:36	01:23	2-3	-1	1	0	1	0	0.6944
0- Adedoyin E/ 4- Endicott J/ 12- Burkhardt R/ 15- Placer J/ 24- Parker J/	2	16:36	2	14:59	01:37	3-4	-1	1	0	0	1	1.5000
1- Crews J/ 4- Endicott J/ 12- Burkhardt R/ 15- Placer J/ 21- Aybar J/	2	14:59	2	13:55	01:04	3-1	2	3	0	1	1	1.5000
1- Crews J/ 5- James D/ 12- Burkhardt R/ 15- Placer J/ 21- Aybar J/	2	13:55	2	13:16	00:39	2-2	0	0	0	0	0	1.3889
0- Adedoyin E/ 1- Crews J/ 5- James D/ 12- Burkhardt R/ 21- Aybar J/	2	13:16	2	09:57	03:19	9-4	5	5	0	1	2	1.5625
0- Adedoyin E/ 1- Crews J/ 5- James D/ 15- Placer J/ 21- Aybar J/	2	09:57	2	09:22	00:35	4-3	1	0	0	0	1	2.7778
0- Adedoyin E/ 1- Crews J/ 4- Endicott J/ 15- Placer J/ 21- Aybar J/	2	09:22	2	07:57	01:25	3-4	-1	1	1	0	1	1.5000
1- Crews J/ 4- Endicott J/ 5- James D/ 12- Burkhardt R/ 15- Placer J/	2	07:57	2	06:09	01:48	0-6	-6	1	0	1	0	0.0000
0- Adedoyin E/ 1- Crews J/ 4- Endicott J/ 5- James D/ 12- Burkhardt R/	2	06:09	2	05:13	00:56	3-2	1	0	0	0	1	3.0000
0- Adedoyin E/ 1- Crews J/ 5- James D/ 12- Burkhardt R/ 21- Aybar J/	2	05:13	2	05:03	00:10	3-2	1	0	0	0	0	2.0833
0- Adedoyin E/ 1- Crews J/ 12- Burkhardt R/ 15- Placer J/ 21- Aybar J/	2	05:03	2	03:24	01:39	3-0	3	1	1	1	1	1.5000
0- Adedoyin E/ 1- Crews J/ 5- James D/ 15- Placer J/ 21- Aybar J/	2	03:24	2	02:16	01:08	0-6	-6	0	0	3	0	0.0000
0- Adedoyin E/ 1- Crews J/ 5- James D/ 15- Placer J/ 24- Parker J/	2	02:16	2	01:16	01:00	0-5	-5	0	0	2	0	0.0000
2- Lanier C/ 5- James D/ 15- Placer J/ 23- Berenbaum J/ 24- Parker J/	2	01:16	2	00:00	01:16	2-5	-3	0	0	0	0	1.0638



**Officials:** AJ Desai, Tony Henderson, Jeff Pon

**Florida State**

Lineup	Quarter On	Time On	Quarter Off	Time Off	Time on Court	Score	Score Diff	Reb	Stl	Tov	Ass	PPP
1- Gray R/2- Polite A/4- Barnes S/5- Koprivica B/23- Walker M/	1	20:00	1	18:03	01:57	4-0	4	1	0	0	2	1.0000
0- Evans R/1- Gray R/2- Polite A/5- Koprivica B/23- Walker M/	1	18:03	1	17:47	00:16	0-0	0	0	0	0	0	0.0000
0- Evans R/1- Gray R/5- Koprivica B/24- Calhoun S/31- Wilkes W/	1	17:47	1	15:57	01:50	4-5	-1	2	1	1	1	1.3333
0- Evans R/10- Osborne M/24- Calhoun S/31- Wilkes W/34- Ngom T/	1	15:57	1	13:45	02:12	6-0	6	4	1	0	1	1.5464
4- Barnes S/10- Osborne M/11- Jack N/15- Ballard Q/23- Walker M/	1	13:45	1	11:45	02:00	5-2	3	3	0	1	2	1.6667
1- Gray R/4- Barnes S/11- Jack N/15- Ballard Q/23- Walker M/	1	11:45	1	11:09	00:36	2-2	0	1	0	1	0	1.0638
1- Gray R/2- Polite A/4- Barnes S/5- Koprivica B/23- Walker M/	1	11:09	1	07:47	03:22	5-4	1	5	1	1	1	0.8333
0- Evans R/1- Gray R/2- Polite A/5- Koprivica B/23- Walker M/	1	07:47	1	07:47	00:00	0-0	0	0	0	0	0	0.0000
0- Evans R/1- Gray R/2- Polite A/5- Koprivica B/24- Calhoun S/	1	07:47	1	05:45	02:02	3-0	3	1	1	0	1	1.2295
0- Evans R/2- Polite A/10- Osborne M/24- Calhoun S/34- Ngom T/	1	05:45	1	04:16	01:29	2-2	0	1	0	1	0	0.5000
2- Polite A/4- Barnes S/10- Osborne M/24- Calhoun S/31- Wilkes W/	1	04:16	1	03:46	00:30	0-0	0	0	0	0	0	0.0000
4- Barnes S/10- Osborne M/23- Walker M/24- Calhoun S/31- Wilkes W/	1	03:46	1	02:51	00:55	2-0	2	0	1	0	1	1.0000
4- Barnes S/10- Osborne M/11- Jack N/23- Walker M/31- Wilkes W/	1	02:51	1	01:03	01:48	1-3	-2	1	0	2	0	0.3472
4- Barnes S/11- Jack N/15- Ballard Q/23- Walker M/31- Wilkes W/	1	01:03	2	20:00	01:03	2-3	-1	2	1	1	1	0.6667
1- Gray R/2- Polite A/4- Barnes S/5- Koprivica B/23- Walker M/	2	20:00	2	16:36	03:24	6-0	6	4	1	0	1	1.2605
2- Polite A/4- Barnes S/5- Koprivica B/10- Osborne M/23- Walker M/	2	16:36	2	14:59	01:37	5-5	0	3	0	0	0	1.4535
2- Polite A/4- Barnes S/10- Osborne M/23- Walker M/34- Ngom T/	2	14:59	2	13:55	01:04	0-3	-3	1	1	0	0	0.0000
0- Evans R/2- Polite A/10- Osborne M/23- Walker M/34- Ngom T/	2	13:55	2	13:16	00:39	2-2	0	2	0	0	0	2.0000
0- Evans R/10- Osborne M/23- Walker M/24- Calhoun S/34- Ngom T/	2	13:16	2	12:45	00:31	0-0	0	1	0	0	0	0.0000
4- Barnes S/11- Jack N/24- Calhoun S/31- Wilkes W/34- Ngom T/	2	12:45	2	11:19	01:26	0-5	-5	2	0	0	0	0.0000
4- Barnes S/5- Koprivica B/11- Jack N/24- Calhoun S/31- Wilkes W/	2	11:19	2	09:57	01:22	4-4	0	1	0	0	2	2.0000
2- Polite A/4- Barnes S/5- Koprivica B/23- Walker M/31- Wilkes W/	2	09:57	2	07:57	02:00	7-7	0	1	0	1	2	1.8041
1- Gray R/2- Polite A/4- Barnes S/10- Osborne M/23- Walker M/	2	07:57	2	06:42	01:15	6-0	6	2	1	0	1	1.7442
0- Evans R/1- Gray R/2- Polite A/10- Osborne M/23- Walker M/	2	06:42	2	03:24	03:18	4-9	-5	3	1	1	0	0.8403
0- Evans R/2- Polite A/15- Ballard Q/23- Walker M/31- Wilkes W/	2	03:24	2	02:16	01:08	6-0	6	0	1	0	0	2.0833
0- Evans R/11- Jack N/15- Ballard Q/24- Calhoun S/31- Wilkes W/	2	02:16	2	00:00	02:16	10-2	8	1	1	0	3	2.5000



**Officials:** AJ Desai, Tony Henderson, Jeff Pon

**North Florida**

Lineup	Time	Score	Score Diff	Pts/Min	Reb	Stl	Tov	Ass	PPP
0- Adedoyin E/ 4- Endicott J/ 5- James D/ 15- Placer J/ 21- Aybar J/	06:04	5-11	-6	0.8242	5	1	5	2	0.4545
0- Adedoyin E/ 1- Crews J/ 5- James D/ 12- Burkhardt R/ 21- Aybar J/	04:31	14-8	6	3.0996	5	0	1	3	1.5217
0- Adedoyin E/ 1- Crews J/ 5- James D/ 15- Placer J/ 21- Aybar J/	02:46	6-9	-3	2.1687	1	1	4	1	0.9317
4- Endicott J/ 5- James D/ 12- Burkhardt R/ 15- Placer J/ 24- Parker J/	02:28	0-6	-6	0.0000	2	0	1	0	0.0000
0- Adedoyin E/ 2- Lanier C/ 4- Endicott J/ 5- James D/ 24- Parker J/	02:02	0-3	-3	0.0000	1	0	2	0	0.0000
0- Adedoyin E/ 2- Lanier C/ 4- Endicott J/ 5- James D/ 15- Placer J/	01:53	2-5	-3	1.0619	2	0	0	0	0.6667
1- Crews J/ 12- Burkhardt R/ 15- Placer J/ 21- Aybar J/ 23- Berenbaum J/	01:50	0-2	-2	0.0000	1	0	2	0	0.0000
1- Crews J/ 4- Endicott J/ 5- James D/ 12- Burkhardt R/ 15- Placer J/	01:48	0-6	-6	0.0000	1	0	1	0	0.0000
1- Crews J/ 4- Endicott J/ 12- Burkhardt R/ 15- Placer J/ 21- Aybar J/	01:42	3-1	2	1.7647	4	0	2	1	1.0000
0- Adedoyin E/ 1- Crews J/ 12- Burkhardt R/ 15- Placer J/ 21- Aybar J/	01:39	3-0	3	1.8182	1	1	1	1	1.5000
0- Adedoyin E/ 4- Endicott J/ 12- Burkhardt R/ 15- Placer J/ 24- Parker J/	01:37	3-4	-1	1.8557	1	0	0	1	1.5000
0- Adedoyin E/ 1- Crews J/ 4- Endicott J/ 15- Placer J/ 21- Aybar J/	01:25	3-4	-1	2.1176	1	1	0	1	1.5000
0- Adedoyin E/ 4- Endicott J/ 5- James D/ 15- Placer J/ 24- Parker J/	01:23	2-3	-1	1.4458	1	0	1	0	0.6944
2- Lanier C/ 5- James D/ 15- Placer J/ 23- Berenbaum J/ 24- Parker J/	01:16	2-5	-3	1.5789	0	0	0	0	1.0638
4- Endicott J/ 5- James D/ 12- Burkhardt R/ 15- Placer J/ 21- Aybar J/	01:13	2-2	0	1.6438	0	0	0	1	1.0000
0- Adedoyin E/ 1- Crews J/ 12- Burkhardt R/ 21- Aybar J/ 24- Parker J/	01:04	2-0	2	1.8750	0	1	0	0	1.0000
0- Adedoyin E/ 5- James D/ 12- Burkhardt R/ 15- Placer J/ 24- Parker J/	01:03	3-2	1	2.8571	1	1	1	1	0.7500
0- Adedoyin E/ 1- Crews J/ 5- James D/ 15- Placer J/ 24- Parker J/	01:00	0-5	-5	0.0000	0	0	2	0	0.0000
0- Adedoyin E/ 1- Crews J/ 4- Endicott J/ 5- James D/ 12- Burkhardt R/	00:56	3-2	1	3.2143	0	0	0	1	3.0000
0- Adedoyin E/ 5- James D/ 12- Burkhardt R/ 15- Placer J/ 23- Berenbaum J/	00:45	3-1	2	4.0000	0	0	0	1	3.0000
1- Crews J/ 5- James D/ 12- Burkhardt R/ 15- Placer J/ 21- Aybar J/	00:39	2-2	0	3.0769	0	0	0	0	1.3889
1- Crews J/ 12- Burkhardt R/ 15- Placer J/ 21- Aybar J/ 24- Parker J/	00:36	0-5	-5	0.0000	0	0	0	0	0.0000
1- Crews J/ 4- Endicott J/ 12- Burkhardt R/ 15- Placer J/ 24- Parker J/	00:20	0-0	0	0.0000	0	0	1	0	0.0000



**Officials:** AJ Desai, Tony Henderson, Jeff Pon

**Florida State**

Lineup	Time	Score	Score Diff	Pts/Min	Reb	Stl	Tov	Ass	PPP
1- Gray R/ 2- Polite A/ 4- Barnes S/ 5- Koprivica B/ 23- Walker M/	08:43	15-4	11	1.7208	10	2	1	4	1.0163
0- Evans R/ 1- Gray R/ 2- Polite A/ 10- Osborne M/ 23- Walker M/	03:18	4-9	-5	1.2121	3	1	1	0	0.8403
0- Evans R/ 11- Jack N/ 15- Ballard Q/ 24- Calhoun S/ 31- Wilkes W/	02:16	10-2	8	4.4118	1	1	0	3	2.5000
0- Evans R/ 10- Osborne M/ 24- Calhoun S/ 31- Wilkes W/ 34- Ngom T/	02:12	6-0	6	2.7273	4	1	0	1	1.5464
0- Evans R/ 1- Gray R/ 2- Polite A/ 5- Koprivica B/ 24- Calhoun S/	02:02	3-0	3	1.4754	1	1	0	1	1.2295
4- Barnes S/ 10- Osborne M/ 11- Jack N/ 15- Ballard Q/ 23- Walker M/	02:00	5-2	3	2.5000	3	0	1	2	1.6667
2- Polite A/ 4- Barnes S/ 5- Koprivica B/ 23- Walker M/ 31- Wilkes W/	02:00	7-7	0	3.5000	1	0	1	2	1.8041
0- Evans R/ 1- Gray R/ 5- Koprivica B/ 24- Calhoun S/ 31- Wilkes W/	01:50	4-5	-1	2.1818	2	1	1	1	1.3333
4- Barnes S/ 10- Osborne M/ 11- Jack N/ 23- Walker M/ 31- Wilkes W/	01:48	1-3	-2	0.5556	1	0	2	0	0.3472
2- Polite A/ 4- Barnes S/ 5- Koprivica B/ 10- Osborne M/ 23- Walker M/	01:37	5-5	0	3.0928	3	0	0	0	1.4535
0- Evans R/ 2- Polite A/ 10- Osborne M/ 24- Calhoun S/ 34- Ngom T/	01:29	2-2	0	1.3483	1	0	1	0	0.5000
4- Barnes S/ 11- Jack N/ 24- Calhoun S/ 31- Wilkes W/ 34- Ngom T/	01:26	0-5	-5	0.0000	2	0	0	0	0.0000
4- Barnes S/ 5- Koprivica B/ 11- Jack N/ 24- Calhoun S/ 31- Wilkes W/	01:22	4-4	0	2.9268	1	0	0	2	2.0000
1- Gray R/ 2- Polite A/ 4- Barnes S/ 10- Osborne M/ 23- Walker M/	01:15	6-0	6	4.8000	2	1	0	1	1.7442
0- Evans R/ 2- Polite A/ 15- Ballard Q/ 23- Walker M/ 31- Wilkes W/	01:08	6-0	6	5.2941	0	1	0	0	2.0833
2- Polite A/ 4- Barnes S/ 10- Osborne M/ 23- Walker M/ 34- Ngom T/	01:04	0-3	-3	0.0000	1	1	0	0	0.0000
4- Barnes S/ 11- Jack N/ 15- Ballard Q/ 23- Walker M/ 31- Wilkes W/	01:03	2-3	-1	1.9048	2	1	1	1	0.6667
4- Barnes S/ 10- Osborne M/ 23- Walker M/ 24- Calhoun S/ 31- Wilkes W/	00:55	2-0	2	2.1818	0	1	0	1	1.0000
0- Evans R/ 2- Polite A/ 10- Osborne M/ 23- Walker M/ 34- Ngom T/	00:39	2-2	0	3.0769	2	0	0	0	2.0000
1- Gray R/ 4- Barnes S/ 11- Jack N/ 15- Ballard Q/ 23- Walker M/	00:36	2-2	0	3.3333	1	0	1	0	1.0638
0- Evans R/ 10- Osborne M/ 23- Walker M/ 24- Calhoun S/ 34- Ngom T/	00:31	0-0	0	0.0000	1	0	0	0	0.0000
2- Polite A/ 4- Barnes S/ 10- Osborne M/ 24- Calhoun S/ 31- Wilkes W/	00:30	0-0	0	0.0000	0	0	0	0	0.0000
0- Evans R/ 1- Gray R/ 2- Polite A/ 5- Koprivica B/ 23- Walker M/	00:16	0-0	0	0.0000	0	0	0	0	0.0000