



Officials: Bert Smith, AJ Desai, Lamar Simpson

North Carolina - 75

Record: 8-5 (3-3)

NO.	Name	Min	FG		3P		FT		Rebounds			Fouls		TP	AS	TO	ST	Blocks		+/-
			M-A	M-A	M-A	M-A	OR	DR	TOT	PF	FD	BS	BA							
5	Armando Bacot	F 17:22	3-6	0-0	3-5	3	2	5	1	3	9	1	0	0	0	0	0	0	0	-10
15	Garrison Brooks	F 32:34	3-5	0-0	6-7	0	1	1	3	7	12	3	2	2	0	0	0	0	1	
1	Leaky Black	G 20:12	0-3	0-1	0-0	2	2	4	4	0	0	3	2	2	0	1	0	-10		
2	Caleb Love	G 21:24	4-10	3-6	0-0	1	1	2	1	2	11	0	4	2	0	1	-12			
24	Kerwin Walton	G 29:09	5-13	4-10	0-0	0	2	2	4	0	14	2	2	0	0	2	-8			
3	Andrew Platek	18:59	1-6	0-2	0-0	1	0	1	1	0	2	2	0	1	0	0	2			
11	Day'Ron Sharpe	21:53	3-7	0-0	0-0	4	2	6	2	0	6	2	2	0	1	1	0			
4	RJ Davis	20:21	6-9	2-3	2-2	0	4	4	1	1	16	3	1	1	0	1	0			
13	Walker Kessler	08:04	0-0	0-0	0-0	0	1	1	1	1	0	0	0	1	0	0	-4			
14	Puff Johnson	01:33	0-1	0-1	0-0	0	0	0	1	0	0	0	1	0	0	0	-4			
0	Anthony Harris	08:29	2-2	1-1	0-0	0	0	0	1	2	5	3	0	0	0	0	10			
Team									2	1	3				0					
<b>Totals</b>			27-62	10-24	11-14	13	16	29	20	16	75	19	14	9	1	6	-7			

Shooting By Period		
1st FG%	14-31	45.2%
3PT%	5-13	38.5%
FT%	4-5	80%
2nd FG%	13-31	41.9%
3PT%	5-11	45.5%
FT%	7-9	77.8%
GM FG%	27-62	43.5%
3PT%	10-24	41.7%
FT%	11-14	78.6%

Dead Ball Rebounds: 2, 1

Technical Fouls::NONE

Florida State - 82

Record: 7-2 (3-1)

NO.	Name	Min	FG		3P		FT		Rebounds			Fouls		TP	AS	TO	ST	Blocks		+/-
			M-A	M-A	M-A	M-A	OR	DR	TOT	PF	FD	BS	BA							
1	RaiQuan Gray	F 30:12	6-10	0-1	7-7	0	4	4	3	5	19	5	3	3	1	0	4			
5	Balsa Koprivica	C 30:03	3-4	0-0	4-4	3	6	9	3	2	10	0	2	1	3	0	7			
0	RayQuan Evans	G 30:41	3-9	0-0	4-4	0	1	1	0	4	10	4	3	3	0	1	4			
2	Anthony Polite	G 27:15	1-2	1-2	2-2	0	1	1	3	1	5	0	2	0	0	0	2			
23	M.J. Walker	G 31:46	6-11	4-5	5-6	0	3	3	1	5	21	3	3	3	0	0	7			
31	Wyatt Wilkes	09:43	0-1	0-1	0-0	1	2	3	2	0	0	0	1	0	0	0	-4			
10	Malik Osborne	15:09	3-5	2-3	2-2	1	1	2	1	2	10	0	1	0	1	0	5			
11	Nathanael Jack	01:54	0-2	0-2	0-0	0	0	0	1	0	0	0	1	0	0	0	-2			
34	Tanor Ngom	06:48	1-1	0-0	2-2	0	1	1	2	1	4	0	0	0	1	0	-1			
24	Sardaar Calhoun	16:29	1-5	1-2	0-0	0	1	1	0	0	3	0	1	0	0	0	13			
Team									4	1	5				0					
<b>Totals</b>			24-50	8-16	26-27	9	21	30	16	20	82	12	17	10	6	1	7			

Shooting By Period		
1st FG%	13-24	54.2%
3PT%	4-11	36.4%
FT%	11-11	100%
2nd FG%	11-26	42.3%
3PT%	4-5	80.0%
FT%	15-16	93.8%
GM FG%	24-50	48.0%
3PT%	8-16	50.0%
FT%	26-27	96.3%

Dead Ball Rebounds: 1, 2

Technical Fouls::NONE

	UNC	FSU
Biggest lead	4 (1st 13:29)	11 (1st 6:32)
Best Scoring Run	10(1st 1:53)	8(1st 10:30)
Lead Changes	5	
Times Tied	4	
Time with Lead	03:31	33:45

Points from	UNC	FSU
Turnovers	20	22
Paint	22	24
Second Chance	14	11
Fast Breaks	6	18
Bench	29	17

	Period by Period Scoring		
	1st	2nd	TOT
UNC	37	38	75
FSU	41	41	82



**Period 1**

**Quarter Starters:**

<b>FSU</b>	0 Evans R	1 Gray R	2 Polite A	5 Koprivica B	23 Walker M
<b>UNC</b>	5 Bacot A	15 Brooks G	24 Walton K	1 Black L	2 Love C

Game Time	FSU	Score	Diff	UNC
20:00	5 KOPRIVICA B jumpball won			5 BACOT A jumpball lost
19:39	2 POLITE A turnover out of bounds (1)			
19:13		<b>0-2</b>	<b>-2</b>	24 WALTON K 2pt FG from turnover outside the paint, jump shot made (2)
18:55	0 EVANS R turnover (1)			
18:45				2 LOVE C 2pt FG from turnover in the paint, floating jump shot missed
18:40				5 BACOT A offensive rebound (1)
18:40				5 BACOT A 2pt FG from turnover second chance in the paint, layup missed
18:39	5 KOPRIVICA B defensive rebound (1)			
18:34	1 GRAY R foul drawn (1)			2 LOVE C foul shooting (1 - 1)
18:34	1 GRAY R free throw 1 - 2 made (1)	<b>1-2</b>	<b>-1</b>	
18:34	1 GRAY R free throw 2 - 2 made (2)	<b>2-2</b>	<b>0</b>	
18:03		<b>2-4</b>	<b>-2</b>	5 BACOT A 2pt FG outside the paint, turnaround jump shot made (2)
18:03				24 WALTON K assist (1)
17:46	23 WALKER M 3pt FG , jump shot made (3)	<b>5-4</b>	<b>1</b>	
17:46	0 EVANS R assist (1)			
17:26				5 BACOT A 2pt FG outside the paint, turnaround jump shot missed
17:24	1 GRAY R defensive rebound (1)			
17:18	1 GRAY R turnover lost ball (1)			15 BROOKS G steal (1)
17:13				2 LOVE C 2pt FG from turnover in the paint, layup missed
17:07	23 WALKER M defensive rebound (1)			
17:06	1 GRAY R foul drawn (2)			24 WALTON K foul personal (1 - 2)
16:49	0 EVANS R 2pt FG in the paint, driving layup made (2)	<b>7-4</b>	<b>3</b>	
16:22				2 LOVE C 3pt FG , step back jump shot missed
16:17	5 KOPRIVICA B defensive rebound (2)			
16:14	23 WALKER M foul drawn (1)			1 BLACK L foul personal (1 - 3)
16:14	0 EVANS R substitution out			
16:14	31 WILKES W substitution in			
16:08	23 WALKER M 2pt FG in the paint, step back jump shot missed			
16:03				5 BACOT A defensive rebound (2)
15:55	2 POLITE A foul shooting (1 - 1)			15 BROOKS G foul drawn (1)
15:55	Timeout media			
15:55				5 BACOT A substitution out
15:55				24 WALTON K substitution out
15:55				11 SHARPE D substitution in
15:55				3 PLATEK A substitution in
15:55		<b>7-5</b>	<b>2</b>	15 BROOKS G free throw 1 - 2 made (1)
15:55				15 BROOKS G free throw 2 - 2 missed
15:55	5 KOPRIVICA B defensive rebound (3)			
15:36	23 WALKER M 3pt FG , jump shot made (6)	<b>10-5</b>	<b>5</b>	
15:36	1 GRAY R assist (1)			



**Officials:** Bert Smith, AJ Desai, Lamar Simpson

Game Time	FSU	Score	Diff	UNC
15:08		<b>10-8</b>	<b>2</b>	2 LOVE C 3pt FG , jump shot made (3)
15:08				1 BLACK L assist (1)
14:42	23 WALKER M 2pt FG outside the paint, jump shot missed			
14:40				15 BROOKS G defensive rebound (1)
14:27		<b>10-10</b>	<b>0</b>	15 BROOKS G 2pt FG outside the paint, jump shot made (3)
14:27				3 PLATEK A assist (1)
14:05	2 POLITE A substitution out			
14:05	23 WALKER M substitution out			
14:05	0 EVANS R substitution in			
14:05	11 JACK N substitution in			
14:05				2 LOVE C substitution out
14:05				4 DAVIS R substitution in
14:05	1 GRAY R substitution out			
14:05	10 OSBORNE M substitution in			
14:04	11 JACK N turnover out of bounds (1)			
13:49	11 JACK N foul shooting (1 - 2)			15 BROOKS G foul drawn (2)
13:49		<b>10-11</b>	<b>-1</b>	15 BROOKS G free throw 1 - 2 made (4)
13:49	5 KOPRIVICA B substitution out			
13:49	34 NGOM T substitution in			
13:49		<b>10-12</b>	<b>-2</b>	15 BROOKS G free throw 2 - 2 made (5)
13:49				15 BROOKS G substitution out
13:49				13 KESSLER W substitution in
13:44	11 JACK N 3pt FG , jump shot missed			
13:41				4 DAVIS R defensive rebound (1)
13:37				4 DAVIS R 2pt FG outside the paint, jump shot blocked
13:37	10 OSBORNE M block (1)			
13:37				offensive rebound (5)
13:29		<b>10-14</b>	<b>-4</b>	4 DAVIS R 2pt FG second chance outside the paint, pull up jump shot made (2)
13:08	31 WILKES W 3pt FG , jump shot missed			
13:06				4 DAVIS R defensive rebound (2)
12:56				3 PLATEK A 2pt FG outside the paint, floating jump shot missed
12:52				11 SHARPE D offensive rebound (1)
12:51				4 DAVIS R 3pt FG second chance, jump shot missed
12:49	0 EVANS R defensive rebound (1)			
12:29	11 JACK N 3pt FG , jump shot missed			
12:24	31 WILKES W offensive rebound (1)			
12:22	34 NGOM T 2pt FG second chance in the paint, layup made (2)	<b>12-14</b>	<b>-2</b>	
12:22	0 EVANS R assist (2)			
12:11	11 JACK N substitution out			
12:11	34 NGOM T substitution out			
12:11	5 KOPRIVICA B substitution in			
12:11	24 CALHOUN S substitution in			
12:11				1 BLACK L substitution out
12:11				14 JOHNSON P substitution in
11:49				3 PLATEK A 2pt FG in the paint, jump shot missed
11:49	defensive dead ball rebound (1)			
11:49	Timeout media			
11:49	31 WILKES W substitution out			



**Officials:** Bert Smith, AJ Desai, Lamar Simpson

Game Time	FSU	Score	Diff	UNC
11:49	23 WALKER M substitution in			
11:30	10 OSBORNE M 2pt FG outside the paint, pull up jump shot made (2)	<b>14-14</b>	<b>0</b>	
11:17	23 WALKER M steal (1)			14 JOHNSON P turnover bad pass (1)
11:13	23 WALKER M 2pt FG fast break from turnover in the paint, layup made (8)	<b>16-14</b>	<b>2</b>	
10:50				14 JOHNSON P 3pt FG , jump shot missed
10:46	23 WALKER M defensive rebound (2)			
10:45	23 WALKER M foul drawn (2)			14 JOHNSON P foul personal (1 - 4)
10:45				11 SHARPE D substitution out
10:45				13 KESSLER W substitution out
10:45				14 JOHNSON P substitution out
10:45				3 PLATEK A substitution out
10:45				4 DAVIS R substitution out
10:45				1 BLACK L substitution in
10:45				2 LOVE C substitution in
10:45				5 BACOT A substitution in
10:45				15 BROOKS G substitution in
10:45				24 WALTON K substitution in
10:30	0 EVANS R 2pt FG outside the paint, pull up jump shot made (4)	<b>18-14</b>	<b>4</b>	
10:13		<b>18-16</b>	<b>2</b>	5 BACOT A 2pt FG in the paint, layup made (4)
10:13				15 BROOKS G assist (1)
10:13	23 WALKER M foul shooting (1 - 3)			5 BACOT A foul drawn (1)
10:13	0 EVANS R substitution out			
10:13	5 KOPRIVICA B substitution out			
10:13	1 GRAY R substitution in			
10:13	34 NGOM T substitution in			
10:13		<b>18-17</b>	<b>1</b>	5 BACOT A free throw 1 - 1 made (5)
09:57	23 WALKER M turnover lost ball (1)			1 BLACK L steal (1)
09:41				24 WALTON K turnover bad pass (1)
09:36	1 GRAY R foul drawn (3)			1 BLACK L foul shooting (2 - 5)
09:36	1 GRAY R free throw fast break 1 - 2 made (3)	<b>19-17</b>	<b>2</b>	
09:36	1 GRAY R free throw fast break 2 - 2 made (4)	<b>20-17</b>	<b>3</b>	
09:19				24 WALTON K 3pt FG , jump shot missed
09:16	defensive rebound (9)			
09:00	34 NGOM T foul drawn (1)			5 BACOT A foul shooting (1 - 6)
09:00	34 NGOM T free throw 1 - 2 made (3)	<b>21-17</b>	<b>4</b>	
09:00	34 NGOM T free throw 2 - 2 made (4)	<b>22-17</b>	<b>5</b>	
09:00	10 OSBORNE M substitution out			
09:00	2 POLITE A substitution in			
08:48				2 LOVE C 2pt FG in the paint, pull up jump shot blocked
08:48	34 NGOM T block (1)			
08:44				1 BLACK L offensive rebound (1)
08:43				2 LOVE C 3pt FG second chance, jump shot missed
08:40	34 NGOM T defensive rebound (1)			
08:17	1 GRAY R 2pt FG outside the paint, pull up jump shot made (6)	<b>24-17</b>	<b>7</b>	
08:02	1 GRAY R foul personal (1 - 4)			15 BROOKS G foul drawn (3)
08:02	34 NGOM T substitution out			
08:02	5 KOPRIVICA B substitution in			
08:02				5 BACOT A substitution out



Game Time	FSU	Score	Diff	UNC
08:02				1 BLACK L substitution out
08:02				2 LOVE C substitution out
08:02				11 SHARPE D substitution in
08:02				3 PLATEK A substitution in
08:02				4 DAVIS R substitution in
07:48				3 PLATEK A 3pt FG , jump shot missed
07:44				3 PLATEK A offensive rebound (1)
07:43		<b>24-19</b>	<b>5</b>	15 BROOKS G 2pt FG second chance outside the paint, jump shot made (7)
07:43				3 PLATEK A assist (2)
07:13	23 WALKER M 3pt FG , jump shot made (11)	<b>27-19</b>	<b>8</b>	
07:13	1 GRAY R assist (2)			
06:50	23 WALKER M steal (2)			11 SHARPE D turnover lost ball (1)
06:36	1 GRAY R 3pt FG from turnover, jump shot missed			
06:35	offensive rebound (11)			
06:35	Timeout media			
06:35	1 GRAY R substitution out			
06:35	31 WILKES W substitution in			
06:32	23 WALKER M foul drawn (3)			3 PLATEK A foul shooting (1 - 7)
06:32	23 WALKER M free throw 1 - 3 made (12)	<b>28-19</b>	<b>9</b>	
06:32	23 WALKER M free throw 2 - 3 made (13)	<b>29-19</b>	<b>10</b>	
06:32	23 WALKER M free throw 3 - 3 made (14)	<b>30-19</b>	<b>11</b>	
06:17		<b>30-22</b>	<b>8</b>	4 DAVIS R 3pt FG , jump shot made (5)
06:17				11 SHARPE D assist (1)
06:05	2 POLITE A turnover lost ball (2)			4 DAVIS R steal (1)
05:49	31 WILKES W foul personal (1 - 5)			15 BROOKS G foul drawn (4)
05:49	24 CALHOUN S substitution out			
05:49	31 WILKES W substitution out			
05:49	0 EVANS R substitution in			
05:49	1 GRAY R substitution in			
05:36		<b>30-25</b>	<b>5</b>	24 WALTON K 3pt FG from turnover, jump shot made (5)
05:36				4 DAVIS R assist (1)
05:24	0 EVANS R 2pt FG in the paint, layup blocked			
05:24				11 SHARPE D block (1)
05:23	offensive rebound (12)			
05:22	2 POLITE A 3pt FG second chance, jump shot made (3)	<b>33-25</b>	<b>8</b>	
05:22	0 EVANS R assist (3)			
05:06				24 WALTON K 2pt FG outside the paint, jump shot missed
05:03				11 SHARPE D offensive rebound (2)
05:03		<b>33-27</b>	<b>6</b>	11 SHARPE D 2pt FG second chance in the paint, layup made (2)
04:45	1 GRAY R 2pt FG in the paint, pull up jump shot made (8)	<b>35-27</b>	<b>8</b>	
04:19				24 WALTON K 3pt FG , jump shot missed
04:17	1 GRAY R defensive rebound (2)			
04:05	5 KOPRIVICA B turnover bad pass (1)			15 BROOKS G steal (2)
03:57		<b>35-29</b>	<b>6</b>	4 DAVIS R 2pt FG fast break from turnover in the paint, driving layup made (7)
03:37	2 POLITE A 3pt FG , jump shot missed			
03:35	5 KOPRIVICA B offensive rebound (4)			



**Officials:** Bert Smith, AJ Desai, Lamar Simpson

Game Time	FSU	Score	Diff	UNC
03:23	23 WALKER M 3pt FG second chance, step back jump shot missed			
03:18				4 DAVIS R defensive rebound (3)
03:10		<b>35-32</b>	<b>3</b>	24 WALTON K 3pt FG , jump shot made (8)
03:10				15 BROOKS G assist (2)
03:02	Timeout 30 Sec			
03:02	Timeout media			
03:02	2 POLITE A substitution out			
03:02	5 KOPRIVICA B substitution out			
03:02	10 OSBORNE M substitution in			
03:02	24 CALHOUN S substitution in			
03:02				4 DAVIS R substitution out
03:02				2 LOVE C substitution in
03:02				11 SHARPE D substitution out
03:02				5 BACOT A substitution in
02:48	10 OSBORNE M 3pt FG , jump shot missed			
02:46				24 WALTON K defensive rebound (1)
02:39		<b>35-34</b>	<b>1</b>	5 BACOT A 2pt FG in the paint, layup made (7)
02:39				15 BROOKS G assist (3)
02:14	23 WALKER M turnover bad pass (2)			2 LOVE C steal (1)
02:07	jump ball situation			
01:57				3 PLATEK A 3pt FG from turnover, jump shot missed
01:54				5 BACOT A offensive rebound (3)
01:53		<b>35-37</b>	<b>-2</b>	2 LOVE C 3pt FG from turnover second chance, jump shot made (6)
01:53				5 BACOT A assist (1)
01:37	1 GRAY R 2pt FG outside the paint, jump shot made (10)	<b>37-37</b>	<b>0</b>	
01:13	1 GRAY R steal (1)			2 LOVE C turnover lost ball (1)
01:06	10 OSBORNE M foul drawn (1)			24 WALTON K foul shooting (2 - 8)
01:06	10 OSBORNE M free throw fast break 1 - 2 made (3)	<b>38-37</b>	<b>1</b>	
01:06	23 WALKER M substitution out			
01:06	2 POLITE A substitution in			
01:06				5 BACOT A substitution out
01:06				24 WALTON K substitution out
01:06				11 SHARPE D substitution in
01:06				4 DAVIS R substitution in
01:06	10 OSBORNE M free throw fast break 2 - 2 made (4)	<b>39-37</b>	<b>2</b>	
00:35				15 BROOKS G turnover (1)
00:06	0 EVANS R 2pt FG from turnover in the paint, driving layup made (6)	<b>41-37</b>	<b>4</b>	
00:04	0 EVANS R steal (1)			2 LOVE C turnover lost ball (2)
00:02	24 CALHOUN S 2pt FG from turnover outside the paint, jump shot missed			
00:02				11 SHARPE D defensive rebound (3)
<b>END OF PERIOD</b>				
<b>FSU 41-37 UNC</b>				



Officials: Bert Smith, AJ Desai, Lamar Simpson

North Carolina - 37

NO.	Name	F	Min	FG			Rebounds			Fouls		TP	AS	TO	ST	Blocks		+/-
				M-A	M-A	M-A	OR	DR	TOT	PF	FD					BS	BA	
5	Armando Bacot	F	08:44	3-5	0-0	1-1	2	1	3	1	1	7	1	0	0	0	0	-6
15	Garrison Brooks	F	16:56	2-2	0-0	3-4	0	1	1	0	4	7	3	1	2	0	0	0
1	Leaky Black	G	10:32	0-0	0-0	0-0	1	0	1	2	0	0	1	0	1	0	0	-3
2	Caleb Love	G	11:40	2-7	2-4	0-0	0	0	0	1	0	6	0	2	1	0	1	-6
24	Kerwin Walton	G	13:44	3-6	2-4	0-0	0	1	1	2	0	8	1	1	0	0	0	-2
3	Andrew Platek		13:12	0-4	0-2	0-0	1	0	1	1	0	0	2	0	0	0	0	4
11	Day'Ron Sharpe		11:16	1-1	0-0	0-0	2	1	3	0	0	2	1	1	0	1	0	2
4	RJ Davis		09:26	3-5	1-2	0-0	0	3	3	0	0	7	1	0	1	0	1	-1
13	Walker Kessler		03:04	0-0	0-0	0-0	0	0	0	0	0	0	0	0	0	0	0	-4
14	Puff Johnson		01:26	0-1	0-1	0-0	0	0	0	1	0	0	0	1	0	0	0	-4
Team							1	0	1			0		0				
<b>Totals</b>				14-31	5-13	4-5	7	7	14	8	5	37	10	6	5	1	2	-4

Shooting By Period		
1 <sup>st</sup> FG%	14-31	45.2%
3PT%	5-13	38.5%
FT%	4-5	80%
GM FG%	14-31	45.2%
3PT%	5-13	38.5%
FT%	4-5	80.0%

Dead Ball Rebounds: 0, 0

Technical Fouls::NONE

Florida State - 41

NO.	Name	F	Min	FG			Rebounds			Fouls		TP	AS	TO	ST	Blocks		+/-
				M-A	M-A	M-A	OR	DR	TOT	PF	FD					BS	BA	
1	RaiQuan Gray	F	15:22	3-4	0-1	4-4	0	2	2	1	3	10	2	1	1	0	0	2
5	Balsa Koprivica	C	13:09	0-0	0-0	0-0	1	3	4	0	0	0	0	1	0	0	0	-1
0	RayQuan Evans	G	13:27	3-4	0-0	0-0	0	1	1	0	0	6	3	1	1	0	1	1
2	Anthony Polite	G	12:59	1-2	1-2	0-0	0	0	0	1	0	3	0	2	0	0	0	1
23	M.J. Walker	G	16:38	4-7	3-4	3-3	0	2	2	1	3	14	0	2	2	0	0	3
31	Wyatt Wilkes		05:11	0-1	0-1	0-0	1	0	1	1	0	0	0	0	0	0	0	-5
10	Malik Osborne		08:07	1-2	0-1	2-2	0	0	0	0	1	4	0	0	0	1	0	6
11	Nathanael Jack		01:54	0-2	0-2	0-0	0	0	0	1	0	0	0	1	0	0	0	-2
34	Tanor Ngom		03:49	1-1	0-0	2-2	0	1	1	0	1	4	0	0	0	1	0	4
24	Sardaar Calhoun		09:24	0-1	0-0	0-0	0	0	0	0	0	0	0	0	0	0	0	11
Team							2	1	3			0		0				
<b>Totals</b>				13-24	4-11	11-11	4	10	14	5	8	41	5	8	4	2	1	4

Shooting By Period		
1 <sup>st</sup> FG%	13-24	54.2%
3PT%	4-11	36.4%
FT%	11-11	100%
GM FG%	13-24	54.2%
3PT%	4-11	36.4%
FT%	11-11	100.0%

Dead Ball Rebounds: 0, 1

Technical Fouls::NONE

	UNC	FSU
Biggest lead	4 (1 <sup>st</sup> 13:29)	11 (1 <sup>st</sup> 6:32)
Best Scoring Run	10(1 <sup>st</sup> 1:53)	8(1 <sup>st</sup> 10:30)
Lead Changes	5	
Times Tied	4	
Time with Lead	03:31	13:45

Points from	UNC	FSU
Turnovers	12	11
Paint	8	10
Second Chance	9	8
Fast Breaks	2	6
Bench	9	8

	Period by Period Scoring		
	1st	2nd	TOT
UNC	37	38	75
FSU	41	41	82



**Period 2**

**Quarter Starters:**

<b>FSU</b>	0 Evans R	1 Gray R	2 Polite A	5 Koprivica B	23 Walker M
<b>UNC</b>	1 Black L	2 Love C	5 Bacot A	15 Brooks G	24 Walton K

Game Time	FSU	Score	Diff	UNC
20:00	10 OSBORNE M substitution out			
20:00	24 CALHOUN S substitution out			
20:00	5 KOPRIVICA B substitution in			
20:00	23 WALKER M substitution in			
20:00				11 SHARPE D substitution out
20:00				3 PLATEK A substitution out
20:00				4 DAVIS R substitution out
20:00				1 BLACK L substitution in
20:00				5 BACOT A substitution in
20:00				24 WALTON K substitution in
19:52	1 GRAY R 2pt FG in the paint, driving layup missed			
19:47				defensive rebound (15)
19:44	2 POLITE A foul personal (2 - 1)			2 LOVE C foul drawn (1)
19:32				15 BROOKS G 2pt FG outside the paint, pull up jump shot missed
19:29				2 LOVE C offensive rebound (1)
19:26		<b>41-40</b>	<b>1</b>	24 WALTON K 3pt FG second chance, jump shot made (11)
19:26				1 BLACK L assist (2)
18:52	23 WALKER M 2pt FG outside the paint, floating jump shot missed			
18:49				1 BLACK L defensive rebound (2)
18:39				1 BLACK L turnover travel (1)
18:13	5 KOPRIVICA B 2pt FG from turnover in the paint, turnaround jump shot missed			
18:11				5 BACOT A defensive rebound (4)
17:52				2 LOVE C turnover bad pass (3)
17:36	5 KOPRIVICA B 2pt FG from turnover in the paint, alleyoop made (2)	<b>43-40</b>	<b>3</b>	
17:36	23 WALKER M assist (1)			
17:36	23 WALKER M substitution out			
17:36	24 CALHOUN S substitution in			
17:34	5 KOPRIVICA B steal (1)			15 BROOKS G turnover bad pass (2)
17:31	24 CALHOUN S 3pt FG fast break from turnover, jump shot made (3)	<b>46-40</b>	<b>6</b>	
17:31	1 GRAY R assist (3)			
17:24				Timeout 30 Sec
17:24				Timeout media
16:52				24 WALTON K 3pt FG , jump shot blocked
16:52	5 KOPRIVICA B block (1)			
16:52	defensive dead ball rebound (2)			
16:38	24 CALHOUN S 2pt FG outside the paint, step back jump shot missed			
16:37				2 LOVE C defensive rebound (2)
16:37	1 GRAY R foul personal (2 - 2)			2 LOVE C foul drawn (2)
16:15				1 BLACK L 3pt FG , jump shot missed





**North Carolina at Florida State**

01/16/21 Donald L. Tucker Center, Tallahassee  
2020-21 FSU Men's Basketball

**Game Time:** 12:00 PM  
**Game Duration:** 2:08  
**Attendance:** 2,850

**Officials:** Bert Smith, AJ Desai, Lamar Simpson

Game Time	FSU	Score	Diff	UNC
16:12	2 POLITE A defensive rebound (1)			
15:42	0 EVANS R 2pt FG outside the paint, floating jump shot missed			
15:39	5 KOPRIVICA B offensive rebound (5)			
15:41	5 KOPRIVICA B foul offensive (1 - 3)			15 BROOKS G foul drawn (5)
15:41	5 KOPRIVICA B turnover offensive (2)			
15:40	Timeout media			
15:40				5 BACOT A substitution out
15:40				15 BROOKS G substitution out
15:40				2 LOVE C substitution out
15:40				11 SHARPE D substitution in
15:40				13 KESSLER W substitution in
15:40				4 DAVIS R substitution in
15:14		<b>46-43</b>	<b>3</b>	24 WALTON K 3pt FG from turnover, jump shot made (14)
15:14				1 BLACK L assist (3)
14:49	1 GRAY R 2pt FG in the paint, driving layup made (12)	<b>48-43</b>	<b>5</b>	
14:42				24 WALTON K 3pt FG , jump shot missed
14:39				1 BLACK L offensive rebound (3)
14:37	0 EVANS R steal (2)			1 BLACK L turnover bad pass (2)
14:37	0 EVANS R foul drawn (1)			11 SHARPE D foul personal (1 - 1)
14:37	2 POLITE A substitution out			
14:37	23 WALKER M substitution in			
14:19	5 KOPRIVICA B foul drawn (1)			13 KESSLER W foul shooting (1 - 2)
14:19	5 KOPRIVICA B free throw 1 - 2 made (3)	<b>49-43</b>	<b>6</b>	
14:19	1 GRAY R substitution out			
14:19	10 OSBORNE M substitution in			
14:19	5 KOPRIVICA B free throw 2 - 2 made (4)	<b>50-43</b>	<b>7</b>	
14:01				1 BLACK L 2pt FG in the paint, driving layup missed
13:58	24 CALHOUN S defensive rebound (1)			
13:55	5 KOPRIVICA B 2pt FG fast break in the paint, dunk, made (6)	<b>52-43</b>	<b>9</b>	
13:55	0 EVANS R assist (4)			
13:44	0 EVANS R steal (3)			4 DAVIS R turnover bad pass (1)
13:39	5 KOPRIVICA B foul drawn (2)			1 BLACK L foul shooting (3 - 3)
13:39	5 KOPRIVICA B free throw fast break 1 - 2 made (7)	<b>53-43</b>	<b>10</b>	
13:39				1 BLACK L substitution out
13:39				0 HARRIS A substitution in
13:39	5 KOPRIVICA B free throw fast break 2 - 2 made (8)	<b>54-43</b>	<b>11</b>	
13:39	5 KOPRIVICA B substitution out			
13:39	34 NGOM T substitution in			
13:30		<b>54-45</b>	<b>9</b>	4 DAVIS R 2pt FG in the paint, jump shot made (9)
13:26	0 EVANS R foul drawn (2)			4 DAVIS R foul personal (1 - 4)
13:19	0 EVANS R 2pt FG in the paint, driving layup missed			
13:17				13 KESSLER W defensive rebound (1)
13:07		<b>54-47</b>	<b>7</b>	11 SHARPE D 2pt FG in the paint, dunk, made (4)
13:07				4 DAVIS R assist (2)
12:51	24 CALHOUN S turnover bad pass (1)			13 KESSLER W steal (1)
12:39				24 WALTON K 2pt FG from turnover in the paint, jump shot missed
12:35				11 SHARPE D offensive rebound (4)
12:35				11 SHARPE D 2pt FG from turnover second chance in the paint, layup missed



**North Carolina at Florida State**

01/16/21 Donald L. Tucker Center, Tallahassee  
2020-21 FSU Men's Basketball

Game Time: 12:00 PM

Game Duration: 2:08

Attendance: 2,850

Officials: Bert Smith, AJ Desai, Lamar Simpson

Game Time	FSU	Score	Diff	UNC
12:35	10 OSBORNE M defensive rebound (1)			
12:07	0 EVANS R 2pt FG outside the paint, jump shot missed			
12:03	10 OSBORNE M offensive rebound (2)			
12:03	0 EVANS R substitution out			
12:03	24 CALHOUN S substitution out			
12:03	1 GRAY R substitution in			
12:03	2 POLITE A substitution in			
12:03				24 WALTON K substitution out
12:03				3 PLATEK A substitution in
12:01	23 WALKER M 3pt FG second chance, jump shot made (17)	<b>57-47</b>	<b>10</b>	
12:01	1 GRAY R assist (4)			
11:44		<b>57-50</b>	<b>7</b>	4 DAVIS R 3pt FG , jump shot made (12)
11:44				0 HARRIS A assist (1)
11:31	10 OSBORNE M 3pt FG , jump shot made (7)	<b>60-50</b>	<b>10</b>	
11:31	1 GRAY R assist (5)			
11:18	34 NGOM T foul personal (1 - 4)			13 KESSLER W foul drawn (1)
11:18	Timeout media			
11:18				11 SHARPE D substitution out
11:18				15 BROOKS G substitution in
11:13		<b>60-52</b>	<b>8</b>	3 PLATEK A 2pt FG outside the paint, jump shot made (2)
10:46	23 WALKER M 2pt FG outside the paint, turnaround jump shot missed			
10:44				4 DAVIS R defensive rebound (4)
10:40		<b>60-54</b>	<b>6</b>	15 BROOKS G 2pt FG in the paint, jump shot made (9)
10:40				0 HARRIS A assist (2)
10:40	34 NGOM T foul shooting (2 - 5)			15 BROOKS G foul drawn (6)
10:40	34 NGOM T substitution out			
10:40	5 KOPRIVICA B substitution in			
10:40				13 KESSLER W substitution out
10:40				5 BACOT A substitution in
10:40		<b>60-55</b>	<b>5</b>	15 BROOKS G free throw 1 - 1 made (10)
10:22	1 GRAY R turnover bad pass (2)			3 PLATEK A steal (1)
10:18	1 GRAY R foul shooting (3 - 6)			5 BACOT A foul drawn (2)
10:18				5 BACOT A free throw fast break 1 - 2 missed
10:18				offensive dead ball rebound (1)
10:18	1 GRAY R substitution out			
10:18	0 EVANS R substitution in			
10:18				5 BACOT A free throw fast break 2 - 2 missed
10:18	5 KOPRIVICA B defensive rebound (6)			
10:00	0 EVANS R foul drawn (3)			15 BROOKS G foul shooting (1 - 5)
10:00	0 EVANS R free throw 1 - 2 made (7)	<b>61-55</b>	<b>6</b>	
10:00	0 EVANS R free throw 2 - 2 made (8)	<b>62-55</b>	<b>7</b>	
10:00				4 DAVIS R substitution out
10:00				2 LOVE C substitution in
09:45		<b>62-58</b>	<b>4</b>	2 LOVE C 3pt FG , jump shot made (9)
09:45				0 HARRIS A assist (3)
09:32	10 OSBORNE M foul offensive (1 - 7)			0 HARRIS A foul drawn (1)
09:32	10 OSBORNE M turnover offensive (1)			
09:32				0 HARRIS A substitution out



## North Carolina at Florida State

01/16/21 Donald L. Tucker Center, Tallahassee  
2020-21 FSU Men's Basketball

Game Time: 12:00 PM

Game Duration: 2:08

Attendance: 2,850

Officials: Bert Smith, AJ Desai, Lamar Simpson

Game Time	FSU	Score	Diff	UNC
09:32				1 BLACK L substitution in
09:32	Timeout 30 Sec			
09:19				2 LOVE C 3pt FG from turnover, jump shot missed
09:16	5 KOPRIVICA B defensive rebound (7)			
08:48	10 OSBORNE M 2pt FG outside the paint, pull up jump shot missed			
08:45	5 KOPRIVICA B offensive rebound (8)			
08:43	10 OSBORNE M foul drawn (2)			1 BLACK L foul personal (4 - 6)
08:43				1 BLACK L substitution out
08:43				24 WALTON K substitution in
08:43	0 EVANS R turnover bad pass (2)			2 LOVE C steal (2)
08:39		62-60	2	2 LOVE C 2pt FG fast break from turnover in the paint, dunk, made (11)
08:16	10 OSBORNE M 3pt FG , jump shot made (10)	65-60	5	
08:16	23 WALKER M assist (2)			
08:01	2 POLITE A foul shooting (3 - 8)			5 BACOT A foul drawn (3)
08:01		65-61	4	5 BACOT A free throw 1 - 2 made (8)
08:01	2 POLITE A substitution out			
08:01	31 WILKES W substitution in			
08:01		65-62	3	5 BACOT A free throw 2 - 2 made (9)
07:55	0 EVANS R 2pt FG in the paint, driving layup missed			
07:54	offensive rebound (23)			
07:54	Timeout media			
07:35	0 EVANS R turnover lost ball (3)			
07:30				3 PLATEK A 2pt FG from turnover in the paint, layup missed
07:27				5 BACOT A offensive rebound (5)
07:27				5 BACOT A 2pt FG from turnover second chance in the paint, layup missed
07:27	23 WALKER M defensive rebound (3)			
07:24	23 WALKER M 2pt FG fast break in the paint, driving layup made (19)	67-62	5	
07:24	23 WALKER M foul drawn (4)			24 WALTON K foul shooting (3 - 7)
07:24	10 OSBORNE M substitution out			
07:24	1 GRAY R substitution in			
07:24	23 WALKER M free throw fast break 1 - 1 made (20)	68-62	6	
07:24	0 EVANS R substitution out			
07:24	2 POLITE A substitution in			
07:09	1 GRAY R steal (2)			2 LOVE C turnover bad pass (4)
06:50	1 GRAY R 2pt FG from turnover in the paint, pull up jump shot made (14)	70-62	8	
06:32	23 WALKER M steal (3)			24 WALTON K turnover bad pass (2)
06:23	1 GRAY R turnover travel (3)			
06:23				5 BACOT A substitution out
06:23				3 PLATEK A substitution out
06:23				11 SHARPE D substitution in
06:23				0 HARRIS A substitution in
06:23	2 POLITE A substitution out			
06:23	0 EVANS R substitution in			
06:09				11 SHARPE D 2pt FG from turnover in the paint, layup missed
06:07	31 WILKES W defensive rebound (2)			
05:43	5 KOPRIVICA B 2pt FG in the paint, hook shot made (10)	72-62	10	



**North Carolina at Florida State**

01/16/21 Donald L. Tucker Center, Tallahassee  
2020-21 FSU Men's Basketball

**Officials:** Bert Smith, AJ Desai, Lamar Simpson

Game Time	FSU	Score	Diff	UNC
05:43	23 WALKER M assist (3)			
05:32		<b>72-64</b>	<b>8</b>	0 HARRIS A 2pt FG in the paint, layup made (2)
05:32				11 SHARPE D assist (2)
05:22	31 WILKES W foul offensive (2 - 9)			0 HARRIS A foul drawn (2)
05:22	31 WILKES W turnover offensive (1)			
05:22				2 LOVE C substitution out
05:22				4 DAVIS R substitution in
05:22	23 WALKER M substitution out			
05:22	2 POLITE A substitution in			
05:22		<b>72-67</b>	<b>5</b>	0 HARRIS A 3pt FG from turnover, jump shot made (5)
05:22				4 DAVIS R assist (3)
05:02	2 POLITE A foul drawn (1)			0 HARRIS A foul personal (1 - 8)
05:01	2 POLITE A 1&1 free throw 1 made (4)	<b>73-67</b>	<b>6</b>	
05:01	2 POLITE A 1&1 free throw 2 made (5)	<b>74-67</b>	<b>7</b>	
05:01	2 POLITE A substitution out			
05:01	24 CALHOUN S substitution in			
04:35				11 SHARPE D 2pt FG in the paint, layup blocked
04:35	5 KOPRIVICA B block (2)			
04:32	31 WILKES W defensive rebound (3)			
04:02	24 CALHOUN S 2pt FG outside the paint, step back jump shot missed			
04:01				24 WALTON K defensive rebound (2)
04:01	jump ball situation			
03:55		<b>74-69</b>	<b>5</b>	4 DAVIS R 2pt FG fast break in the paint, layup made (14)
03:55				24 WALTON K assist (2)
03:34	24 CALHOUN S 3pt FG , jump shot missed			
03:29	offensive rebound (27)			
03:29	24 CALHOUN S substitution out			
03:29	31 WILKES W substitution out			
03:29	2 POLITE A substitution in			
03:29	23 WALKER M substitution in			
03:16	1 GRAY R 2pt FG second chance in the paint, jump shot missed			
03:16				defensive dead ball rebound (2)
03:16	5 KOPRIVICA B foul loose ball (2 - 10)			15 BROOKS G foul drawn (7)
03:16		<b>74-70</b>	<b>4</b>	15 BROOKS G free throw 1 - 2 made (11)
03:16		<b>74-71</b>	<b>3</b>	15 BROOKS G free throw 2 - 2 made (12)
03:16				24 WALTON K substitution out
03:16				1 BLACK L substitution in
02:51	0 EVANS R 2pt FG in the paint, floating jump shot missed			
02:47				1 BLACK L defensive rebound (4)
02:26				4 DAVIS R 2pt FG in the paint, jump shot missed
02:22				11 SHARPE D offensive rebound (5)
02:22		<b>74-73</b>	<b>1</b>	11 SHARPE D 2pt FG second chance in the paint, layup made (6)
02:02	1 GRAY R 2pt FG in the paint, driving layup made (16)	<b>76-73</b>	<b>3</b>	
02:02	1 GRAY R foul drawn (4)			11 SHARPE D foul shooting (2 - 9)
02:02				0 HARRIS A substitution out
02:02				24 WALTON K substitution in
02:02	1 GRAY R free throw 1 - 1 made (17)	<b>77-73</b>	<b>4</b>	
01:38				1 BLACK L 2pt FG in the paint, layup blocked



**North Carolina at Florida State**

01/16/21 Donald L. Tucker Center, Tallahassee  
2020-21 FSU Men's Basketball

**Officials:** Bert Smith, AJ Desai, Lamar Simpson

Game Time	FSU	Score	Diff	UNC
01:38	5 KOPRIVICA B block (3)			
01:38				offensive rebound (28)
01:33				15 BROOKS G 2pt FG second chance outside the paint, pull up jump shot missed
01:30	1 GRAY R defensive rebound (3)			
01:04	1 GRAY R 2pt FG outside the paint, jump shot missed			
01:02				11 SHARPE D defensive rebound (6)
00:50	1 GRAY R steal (3)			11 SHARPE D turnover lost ball (2)
00:46	23 WALKER M turnover lost ball (3)			1 BLACK L steal (2)
00:46				1 BLACK L substitution out
00:46				2 LOVE C substitution in
00:46				Timeout 30 Sec
00:32				11 SHARPE D 2pt FG from turnover in the paint, jump shot missed
00:29	1 GRAY R defensive rebound (4)			
00:29	23 WALKER M foul drawn (5)			15 BROOKS G foul personal (2 - 10)
00:29	23 WALKER M free throw 1 - 2 missed			
00:29	offensive dead ball rebound (3)			
00:29	23 WALKER M free throw 2 - 2 made (21)	<b>78-73</b>	<b>5</b>	
00:21				24 WALTON K 3pt FG , jump shot blocked
00:21	1 GRAY R block (1)			
00:17	5 KOPRIVICA B defensive rebound (9)			
00:16	1 GRAY R foul drawn (5)			24 WALTON K foul personal (4 - 11)
00:16	1 GRAY R free throw 1 - 2 made (18)	<b>79-73</b>	<b>6</b>	
00:16	1 GRAY R free throw 2 - 2 made (19)	<b>80-73</b>	<b>7</b>	
00:08	5 KOPRIVICA B foul shooting (3 - 11)			4 DAVIS R foul drawn (1)
00:08		<b>80-74</b>	<b>6</b>	4 DAVIS R free throw 1 - 2 made (15)
00:08				11 SHARPE D substitution out
00:08				24 WALTON K substitution out
00:08				5 BACOT A substitution in
00:08				0 HARRIS A substitution in
00:08		<b>80-75</b>	<b>5</b>	4 DAVIS R free throw 2 - 2 made (16)
00:07	0 EVANS R foul drawn (4)			15 BROOKS G foul personal (3 - 12)
00:07	0 EVANS R free throw 1 - 2 made (9)	<b>81-75</b>	<b>6</b>	
00:07				5 BACOT A substitution out
00:07				4 DAVIS R substitution out
00:07				24 WALTON K substitution in
00:07				3 PLATEK A substitution in
00:07	0 EVANS R free throw 2 - 2 made (10)	<b>82-75</b>	<b>7</b>	
00:07	5 KOPRIVICA B substitution out			
00:07	10 OSBORNE M substitution in			
00:07				0 HARRIS A substitution out
00:07				14 JOHNSON P substitution in
00:00				24 WALTON K 3pt FG , jump shot missed
00:00				offensive dead ball rebound (3)
<b>END OF GAME</b>				
<b>FSU 82-75 UNC</b>				



Officials: Bert Smith, AJ Desai, Lamar Simpson

North Carolina - 38

NO.	Name	Min	FG		3P	FT		Rebounds			Fouls		TP	AS	TO	ST	Blocks		+/-	
			M-A	M-A	M-A	OR	DR	TOT	PF	FD	BS	BA								
5	Armando Bacot	F 08:38	0-1	0-0	2-4	1	1	2	0	2	2	0	0	0	0	0	0	0	0	-4
15	Garrison Brooks	F 15:38	1-3	0-0	3-3	0	0	0	3	3	5	0	1	0	0	0	0	0	1	
1	Leaky Black	G 09:40	0-3	0-1	0-0	1	2	3	2	0	0	2	2	1	0	1	0	1	-7	
2	Caleb Love	G 09:44	2-3	1-2	0-0	1	1	2	0	2	5	0	2	1	0	0	0	0	-6	
24	Kerwin Walton	G 15:25	2-7	2-6	0-0	0	1	1	2	0	6	1	1	0	0	0	2	0	-6	
4	RJ Davis	10:55	3-4	1-1	2-2	0	1	1	1	1	9	2	1	0	0	0	0	1		
11	Day'Ron Sharpe	10:37	2-6	0-0	0-0	2	1	3	2	0	4	1	1	0	0	1	0	-2		
13	Walker Kessler	05:00	0-0	0-0	0-0	0	1	1	1	1	0	0	0	1	0	0	0	0		
0	Anthony Harris	08:29	2-2	1-1	0-0	0	0	0	1	2	5	3	0	0	0	0	0	10		
3	Andrew Platek	05:47	1-2	0-0	0-0	0	0	0	0	0	2	0	0	1	0	0	0	-2		
14	Puff Johnson	00:07	0-0	0-0	0-0	0	0	0	0	0	0	0	0	0	0	0	0	0		
Team								1	1	2			0		0					
<b>Totals</b>			13-31	5-11	7-9	6	9	15	12	11	38	9	8	4	0	4	0	4	-3	

Shooting By Period		
2 <sup>nd</sup> FG%	13-31	41.9%
3PT%	5-11	45.5%
FT%	7-9	77.8%
GM FG%	13-31	41.9%
3PT%	5-11	45.5%
FT%	7-9	77.8%

Dead Ball Rebounds: 2, 1

Technical Fouls::NONE

Florida State - 41

NO.	Name	Min	FG		3P	FT		Rebounds			Fouls		TP	AS	TO	ST	Blocks		+/-
			M-A	M-A	M-A	OR	DR	TOT	PF	FD	BS	BA							
1	RaiQuan Gray	F 14:50	3-6	0-0	3-3	0	2	2	2	2	9	3	2	2	1	0	2	2	
5	Balsa Koprivica	C 16:54	3-4	0-0	4-4	2	3	5	3	2	10	0	1	1	3	0	8		
0	RayQuan Evans	G 17:14	0-5	0-0	4-4	0	0	0	0	4	4	1	2	2	0	0	3		
2	Anthony Polite	G 14:16	0-0	0-0	2-2	0	1	1	2	1	2	0	0	0	0	0	1		
23	M.J. Walker	G 15:08	2-4	1-1	2-3	0	1	1	0	2	7	3	1	1	0	0	4		
24	Sardar Calhoun	07:05	1-4	1-2	0-0	0	1	1	0	0	3	0	1	0	0	0	2		
10	Malik Osborne	07:02	2-3	2-2	0-0	1	1	2	1	1	6	0	1	0	0	0	-1		
34	Tanor Ngom	02:59	0-0	0-0	0-0	0	0	0	2	0	0	0	0	0	0	0	-5		
31	Wyatt Wilkes	04:32	0-0	0-0	0-0	0	2	2	1	0	0	0	1	0	0	0	1		
Team								2	0	2			0		0				
<b>Totals</b>			11-26	4-5	15-16	5	11	16	11	12	41	7	9	6	4	0	3		

Shooting By Period		
2 <sup>nd</sup> FG%	11-26	42.3%
3PT%	4-5	80.0%
FT%	15-16	93.8%
GM FG%	11-26	42.3%
3PT%	4-5	80.0%
FT%	15-16	93.8%

Dead Ball Rebounds: 1, 1

Technical Fouls::NONE

	UNC	FSU
Biggest lead	0 (1 <sup>st</sup> 20:00)	11 (2 <sup>nd</sup> 13:39)
Best Scoring Run	6(2 <sup>nd</sup> 2:22)	8(2 <sup>nd</sup> 13:39)
Lead Changes	0	
Times Tied	0	
Time with Lead	00:00	19:52

Points from	UNC	FSU
Turnovers	8	11
Paint	14	14
Second Chance	5	3
Fast Breaks	4	12
Bench	20	9

	Period by Period Scoring		
	1st	2nd	TOT
UNC	37	38	75
FSU	41	41	82



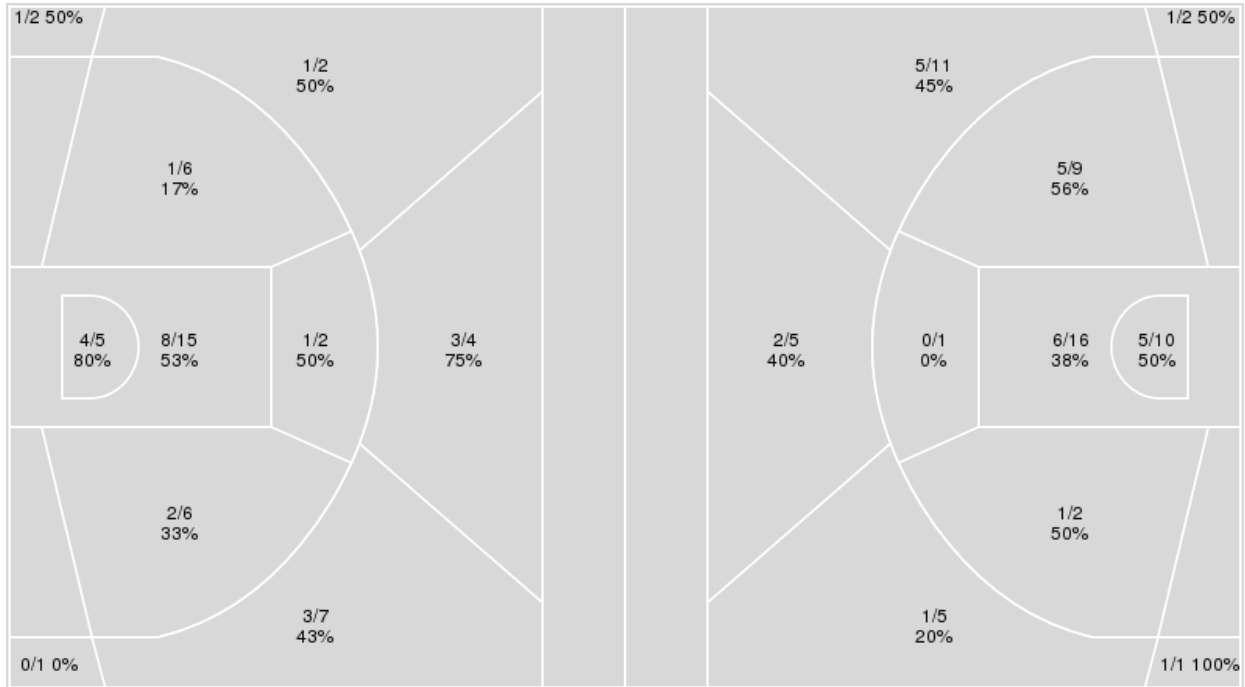
**Officials:** Bert Smith, AJ Desai, Lamar Simpson

{ Players => 0, 1, 2, 4, 5, 10, 11, 12, 15, 20, 23, 24, 30, 31, 33, 34, 40, 42, 44; } FG Types => All; Results => All;

{ Players => 0, 1, 2, 3, 4, 5, 11, 13, 14, 15, 21, 22, 24, 25, 30, 34, 35; } FG Types => All; Results => All;

**Florida State**

**North Carolina**



Florida State	M/A	%
Field Goals	24/50	48
2 Points	16/34	47
3 Points	8/16	50
Free Throws	26/27	96

North Carolina	M/A	%
Field Goals	27/62	44
2 Points	17/38	45
3 Points	10/24	42
Free Throws	11/14	79



**North Carolina at Florida State**

01/16/21 Donald L. Tucker Center, Tallahassee  
2020-21 FSU Men's Basketball

Game Time: 12:00 PM

Game Duration: 2:08

Attendance: 2,850

Officials: Bert Smith, AJ Desai, Lamar Simpson

**North Carolina**

No	Name	Mins		Score		Points Diff		Points per Min		Assists		Rebounds		Steals		Turnovers	
		On	Off	On	Off	On	Off	On	Off	On	Off	On	Off	On	Off	On	Off
0	Anthony Harris	08:29	31:31	27 - 17	48 - 65	10	-17	3.18	1.52	7	12	6	23	2	7	0	14
1	Leaky Black	20:12	19:48	25 - 35	50 - 47	-10	3	1.24	2.53	6	13	18	11	3	6	7	7
2	Caleb Love	21:24	18:36	32 - 44	43 - 38	-12	5	1.50	2.31	9	10	13	16	4	5	9	5
3	Andrew Platek	18:59	21:01	45 - 43	30 - 39	2	-9	2.37	1.43	11	8	13	16	5	4	7	7
4	RJ Davis	20:21	19:39	45 - 45	30 - 37	0	-7	2.21	1.53	10	9	17	12	5	4	7	7
5	Armando Bacot	17:22	22:38	24 - 34	51 - 48	-10	3	1.38	2.25	6	13	11	18	5	4	7	7
11	Day/Ron Sharpe	21:53	18:07	47 - 47	28 - 35	0	-7	2.15	1.55	12	7	17	12	4	5	7	7
13	Walker Kessler	08:04	31:56	16 - 20	59 - 62	-4	-3	1.98	1.85	4	15	8	21	1	8	3	11
14	Puff Johnson	01:33	38:27	0 - 4	75 - 78	-4	-3	0.00	1.95	0	19	0	29	0	9	1	13
15	Garrison Brooks	32:34	07:26	63 - 62	12 - 20	1	-8	1.93	1.61	16	3	22	7	8	1	11	3
24	Kerwin Walton	29:09	10:51	51 - 59	24 - 23	-8	1	1.75	2.21	14	5	20	9	8	1	11	3

**Florida State**

No	Name	Mins		Score		Points Diff		Points per Min		Assists		Rebounds		Steals		Turnovers	
		On	Off	On	Off	On	Off	On	Off	On	Off	On	Off	On	Off	On	Off
0	RayQuan Evans	30:41	09:19	59 - 55	23 - 20	4	3	1.92	2.47	8	4	26	4	7	3	13	4
1	RaiQuan Gray	30:12	09:48	59 - 55	23 - 20	4	3	1.95	2.35	9	3	19	11	8	2	11	6
2	Anthony Polite	27:15	12:45	56 - 54	26 - 21	2	5	2.06	2.04	9	3	18	12	7	3	11	6
5	Balsa Koprivica	30:03	09:57	62 - 55	20 - 20	7	0	2.06	2.01	9	3	24	6	8	2	14	3
10	Malik Osborne	15:09	24:51	36 - 31	46 - 44	5	2	2.38	1.85	5	7	12	18	4	6	8	9
11	Nathanael Jack	01:54	38:06	2 - 4	80 - 71	-2	9	1.05	2.10	1	11	2	28	0	10	1	16
23	M.J. Walker	31:46	08:14	70 - 63	12 - 12	7	0	2.20	1.46	10	2	24	6	7	3	15	2
24	Sardaar Calhoun	16:29	23:31	35 - 22	47 - 53	13	-6	2.12	2.00	3	9	11	19	7	3	5	12
31	Wyatt Wilkes	09:43	30:17	17 - 21	65 - 54	-4	11	1.75	2.15	3	9	8	22	2	8	5	12
34	Tanor Ngom	06:48	33:12	14 - 15	68 - 60	-1	8	2.06	2.05	3	9	6	24	0	10	2	15

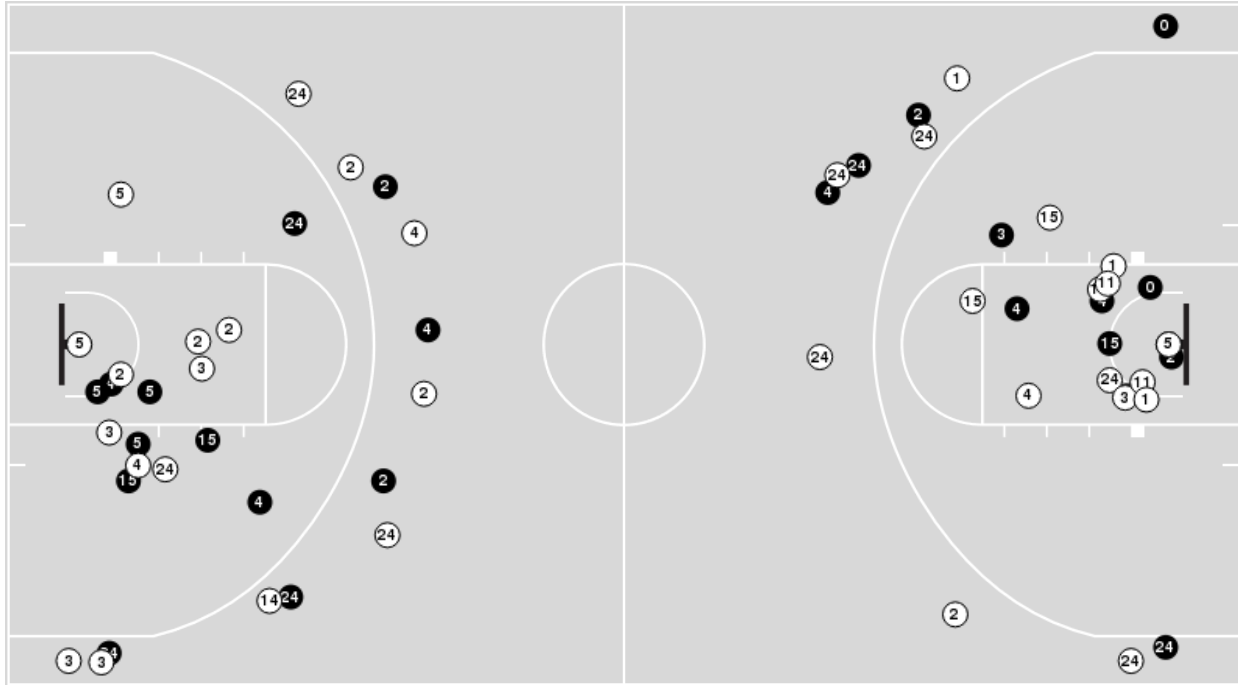




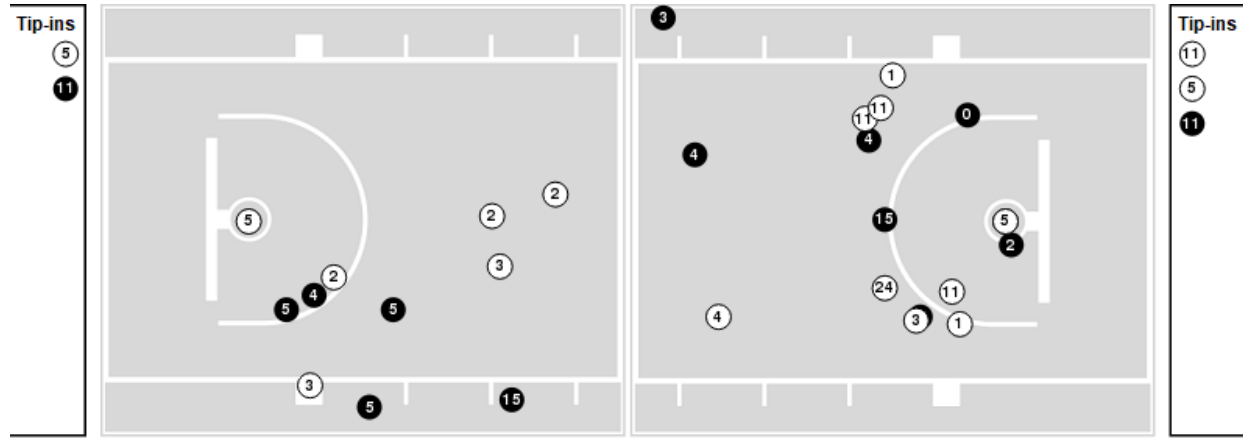
Players => 0, 1, 2, 3, 4, 5, 11, 13, 14, 15, 21, 22, 24, 25, 30, 34, 35 FG Types=>All Results=>All

### North Carolina

#### All Field Goals



#### Blow Up Chart



● Made ○ Missed N - Player Number

North Carolina	M/A	%
Field Goals	27/62	44
2 Points	17/38	45
3 Points	10/24	42
Free Throws	11/14	79

North Carolina	M/A	%
Points in the Paint	22 (11 / 26)	42
Fast Break Points	6 (3/5)	60
Second Chance Points	14 (6/12)	50
Effective FG%	52	

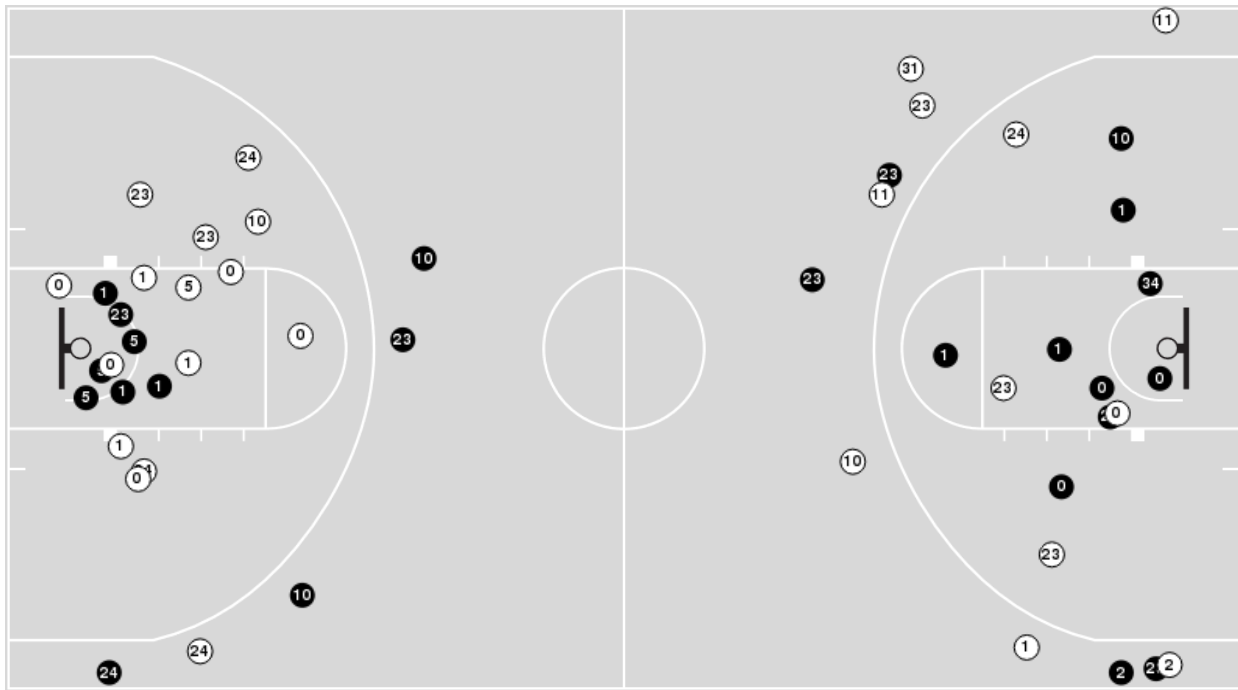


**Officials:** Bert Smith, AJ Desai, Lamar Simpson

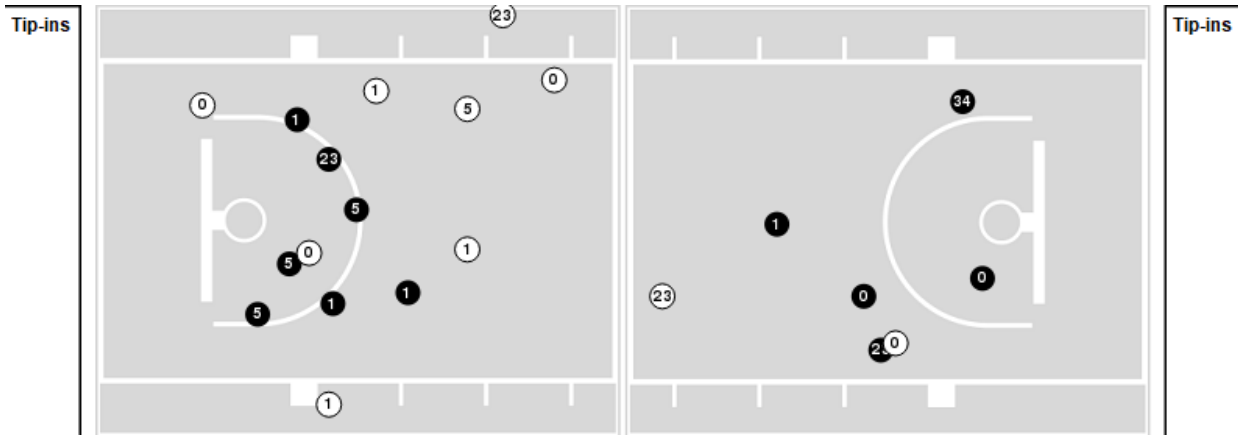
Players => 0, 1, 2, 4, 5, 10, 11, 12, 15, 20, 23, 24, 30, 31, 33, 34, 40, 42, 44FG Types=>AllResults=>All

### Florida State

#### All Field Goals



#### Blow Up Chart



● Made ○ Missed N - Player Number

Florida State	M/A	%
Field Goals	24/50	48
2 Points	16/34	47
3 Points	8/16	50
Free Throws	26/27	96

Florida State	M/A	%
Points in the Paint	24 (12 / 20)	60
Fast Break Points	18 (13/13)	100
Second Chance Points	11 (6/8)	75
Effective FG%	56	



**North Carolina**

Lineup	Quarter On	Time On	Quarter Off	Time Off	Time on Court	Score	Score Diff	Reb	Stl	Tov	Ass	PPP
1- Black L/ 2- Love C/ 5- Bacot A/ 15- Brooks G/ 24- Walton K/	1	20:00	1	15:55	04:05	4-7	-3	2	1	0	1	0.6667
1- Black L/ 2- Love C/ 3- Platek A/ 11- Sharpe D/ 15- Brooks G/	1	15:55	1	14:05	01:50	6-3	3	1	0	0	2	2.0833
1- Black L/ 3- Platek A/ 4- Davis R/ 11- Sharpe D/ 15- Brooks G/	1	14:05	1	13:49	00:16	2-0	2	0	0	0	0	2.2727
1- Black L/ 3- Platek A/ 4- Davis R/ 11- Sharpe D/ 13- Kessler W/	1	13:49	1	12:11	01:38	2-2	0	4	0	0	0	1.0000
3- Platek A/ 4- Davis R/ 11- Sharpe D/ 13- Kessler W/ 14- Johnson P/	1	12:11	1	10:45	01:26	0-4	-4	0	0	1	0	0.0000
1- Black L/ 2- Love C/ 5- Bacot A/ 15- Brooks G/ 24- Walton K/	1	10:45	1	08:02	02:43	3-8	-5	1	1	1	1	0.6757
3- Platek A/ 4- Davis R/ 11- Sharpe D/ 15- Brooks G/ 24- Walton K/	1	08:02	1	03:02	05:00	15-11	4	3	2	1	4	1.8750
2- Love C/ 3- Platek A/ 11- Sharpe D/ 15- Brooks G/ 24- Walton K/	1	03:02	1	03:02	00:00	0-0	0	0	0	0	0	0.0000
2- Love C/ 3- Platek A/ 5- Bacot A/ 15- Brooks G/ 24- Walton K/	1	03:02	1	01:06	01:56	5-3	2	2	1	1	2	1.6667
2- Love C/ 3- Platek A/ 4- Davis R/ 11- Sharpe D/ 15- Brooks G/	1	01:06	2	20:00	01:06	0-3	-3	1	0	2	0	0.0000
1- Black L/ 2- Love C/ 5- Bacot A/ 15- Brooks G/ 24- Walton K/	2	20:00	2	15:40	04:20	3-5	-2	5	0	3	1	0.5000
1- Black L/ 4- Davis R/ 11- Sharpe D/ 13- Kessler W/ 24- Walton K/	2	15:40	2	13:39	02:01	3-7	-4	1	0	2	1	0.7500
0- Harris A/ 4- Davis R/ 11- Sharpe D/ 13- Kessler W/ 24- Walton K/	2	13:39	2	12:03	01:36	4-1	3	2	1	0	1	1.3333
0- Harris A/ 3- Platek A/ 4- Davis R/ 11- Sharpe D/ 13- Kessler W/	2	12:03	2	11:18	00:45	3-6	-3	0	0	0	1	3.0000
0- Harris A/ 3- Platek A/ 4- Davis R/ 13- Kessler W/ 15- Brooks G/	2	11:18	2	10:40	00:38	4-0	4	1	0	0	1	2.0000
0- Harris A/ 3- Platek A/ 4- Davis R/ 5- Bacot A/ 15- Brooks G/	2	10:40	2	10:00	00:40	1-2	-1	0	1	0	0	0.7576
0- Harris A/ 2- Love C/ 3- Platek A/ 5- Bacot A/ 15- Brooks G/	2	10:00	2	09:32	00:28	3-0	3	0	0	0	1	3.0000
1- Black L/ 2- Love C/ 3- Platek A/ 5- Bacot A/ 15- Brooks G/	2	09:32	2	08:43	00:49	0-0	0	0	0	0	0	0.0000
2- Love C/ 3- Platek A/ 5- Bacot A/ 15- Brooks G/ 24- Walton K/	2	08:43	2	06:23	02:20	4-8	-4	1	1	2	0	0.8197
0- Harris A/ 2- Love C/ 11- Sharpe D/ 15- Brooks G/ 24- Walton K/	2	06:23	2	05:22	01:01	2-2	0	0	0	0	1	1.0000
0- Harris A/ 4- Davis R/ 11- Sharpe D/ 15- Brooks G/ 24- Walton K/	2	05:22	2	03:16	02:06	7-2	5	1	0	0	2	1.8041
0- Harris A/ 1- Black L/ 4- Davis R/ 11- Sharpe D/ 15- Brooks G/	2	03:16	2	02:02	01:14	2-2	0	2	0	0	0	2.0000
1- Black L/ 4- Davis R/ 11- Sharpe D/ 15- Brooks G/ 24- Walton K/	2	02:02	2	00:46	01:16	0-1	-1	2	1	1	0	0.0000
2- Love C/ 4- Davis R/ 11- Sharpe D/ 15- Brooks G/ 24- Walton K/	2	00:46	2	00:08	00:38	1-3	-2	0	0	0	0	0.4098
0- Harris A/ 2- Love C/ 4- Davis R/ 5- Bacot A/ 15- Brooks G/	2	00:08	2	00:07	00:01	1-1	0	0	0	0	0	2.2727
0- Harris A/ 2- Love C/ 3- Platek A/ 15- Brooks G/ 24- Walton K/	2	00:07	2	00:07	00:00	0-1	-1	0	0	0	0	0.0000
2- Love C/ 3- Platek A/ 14- Johnson P/ 15- Brooks G/ 24- Walton K/	2	00:07	2	00:00	00:07	0-0	0	0	0	0	0	0.0000



**Officials:** Bert Smith, AJ Desai, Lamar Simpson

**Florida State**

Lineup	Quarter On	Time On	Quarter Off	Time Off	Time on Court	Score	Score Diff	Reb	Stl	Tov	Ass	PPP
0- Evans R/ 1- Gray R/ 2- Polite A/ 5- Koprivica B/ 23- Walker M/	1	20:00	1	16:14	03:46	7-4	3	4	0	3	1	1.1905
1- Gray R/ 2- Polite A/ 5- Koprivica B/ 23- Walker M/ 31- Wilkes W/	1	16:14	1	14:05	02:09	3-6	-3	1	0	0	1	1.0000
0- Evans R/ 1- Gray R/ 5- Koprivica B/ 11- Jack N/ 31- Wilkes W/	1	14:05	1	14:05	00:00	0-0	0	0	0	0	0	0.0000
0- Evans R/ 5- Koprivica B/ 10- Osborne M/ 11- Jack N/ 31- Wilkes W/	1	14:05	1	13:49	00:16	0-1	-1	0	0	1	0	0.0000
0- Evans R/ 10- Osborne M/ 11- Jack N/ 31- Wilkes W/ 34- Ngom T/	1	13:49	1	12:11	01:38	2-3	-1	2	0	0	1	0.6667
0- Evans R/ 5- Koprivica B/ 10- Osborne M/ 24- Calhoun S/ 31- Wilkes W/	1	12:11	1	11:49	00:22	0-0	0	0	0	0	0	0.0000
0- Evans R/ 5- Koprivica B/ 10- Osborne M/ 23- Walker M/ 24- Calhoun S/	1	11:49	1	10:13	01:36	6-2	4	1	1	0	0	2.0000
1- Gray R/ 10- Osborne M/ 23- Walker M/ 24- Calhoun S/ 34- Ngom T/	1	10:13	1	09:00	01:13	4-1	3	1	0	1	0	1.4493
1- Gray R/ 2- Polite A/ 23- Walker M/ 24- Calhoun S/ 34- Ngom T/	1	09:00	1	08:02	00:58	2-0	2	1	0	0	0	2.0000
1- Gray R/ 2- Polite A/ 5- Koprivica B/ 23- Walker M/ 24- Calhoun S/	1	08:02	1	06:35	01:27	3-2	1	1	1	0	1	3.0000
2- Polite A/ 5- Koprivica B/ 23- Walker M/ 24- Calhoun S/ 31- Wilkes W/	1	06:35	1	05:49	00:46	3-3	0	0	0	1	0	1.2931
0- Evans R/ 1- Gray R/ 2- Polite A/ 5- Koprivica B/ 23- Walker M/	1	05:49	1	03:02	02:47	5-10	-5	3	0	1	1	1.2500
0- Evans R/ 1- Gray R/ 10- Osborne M/ 23- Walker M/ 24- Calhoun S/	1	03:02	1	01:06	01:56	3-5	-2	0	1	1	0	0.8721
0- Evans R/ 1- Gray R/ 2- Polite A/ 10- Osborne M/ 24- Calhoun S/	1	01:06	2	20:00	01:06	3-0	3	0	1	0	0	1.2295
0- Evans R/ 1- Gray R/ 2- Polite A/ 5- Koprivica B/ 23- Walker M/	2	20:00	2	17:36	02:24	2-3	-1	0	0	0	1	0.5000
0- Evans R/ 1- Gray R/ 2- Polite A/ 5- Koprivica B/ 24- Calhoun S/	2	17:36	2	14:37	02:59	5-3	2	2	2	1	1	1.2500
0- Evans R/ 1- Gray R/ 5- Koprivica B/ 23- Walker M/ 24- Calhoun S/	2	14:37	2	14:19	00:18	1-0	1	0	0	0	0	2.2727
0- Evans R/ 5- Koprivica B/ 10- Osborne M/ 23- Walker M/ 24- Calhoun S/	2	14:19	2	13:39	00:40	5-0	5	1	1	0	1	2.1552
0- Evans R/ 10- Osborne M/ 23- Walker M/ 24- Calhoun S/ 34- Ngom T/	2	13:39	2	12:03	01:36	0-4	-4	2	0	1	0	0.0000
1- Gray R/ 2- Polite A/ 10- Osborne M/ 23- Walker M/ 34- Ngom T/	2	12:03	2	10:40	01:23	6-7	-1	0	0	0	2	2.0000
1- Gray R/ 2- Polite A/ 5- Koprivica B/ 10- Osborne M/ 23- Walker M/	2	10:40	2	10:18	00:22	0-1	-1	0	0	1	0	0.0000
0- Evans R/ 2- Polite A/ 5- Koprivica B/ 10- Osborne M/ 23- Walker M/	2	10:18	2	08:01	02:17	5-6	-1	3	0	2	1	1.2887
0- Evans R/ 5- Koprivica B/ 10- Osborne M/ 23- Walker M/ 31- Wilkes W/	2	08:01	2	07:24	00:37	2-1	1	2	0	1	0	1.0000
0- Evans R/ 1- Gray R/ 5- Koprivica B/ 23- Walker M/ 31- Wilkes W/	2	07:24	2	07:24	00:00	1-0	1	0	0	0	0	2.2727
1- Gray R/ 2- Polite A/ 5- Koprivica B/ 23- Walker M/ 31- Wilkes W/	2	07:24	2	06:23	01:01	2-0	2	0	2	1	0	1.0000
0- Evans R/ 1- Gray R/ 5- Koprivica B/ 23- Walker M/ 31- Wilkes W/	2	06:23	2	05:22	01:01	2-2	0	1	0	1	1	1.0000
0- Evans R/ 1- Gray R/ 2- Polite A/ 5- Koprivica B/ 31- Wilkes W/	2	05:22	2	05:01	00:21	2-3	-1	0	0	0	0	2.2727
0- Evans R/ 1- Gray R/ 5- Koprivica B/ 24- Calhoun S/ 31- Wilkes W/	2	05:01	2	03:29	01:32	0-2	-2	2	0	0	0	0.0000
0- Evans R/ 1- Gray R/ 2- Polite A/ 5- Koprivica B/ 23- Walker M/	2	03:29	2	00:07	03:22	8-6	2	3	1	1	0	0.9901
0- Evans R/ 1- Gray R/ 2- Polite A/ 10- Osborne M/ 23- Walker M/	2	00:07	2	00:00	00:07	0-0	0	0	0	0	0	0.0000



**North Carolina**

Lineup	Time	Score	Score Diff	Pts/Min	Reb	Stl	Tov	Ass	PPP
1- Black L/ 2- Love C/ 5- Bacot A/ 15- Brooks G/ 24- Walton K/	11:08	10-20	-10	0.8982	8	2	4	3	0.6083
3- Platek A/ 4- Davis R/ 11- Sharpe D/ 15- Brooks G/ 24- Walton K/	05:00	15-11	4	3.0000	3	2	1	4	1.8750
2- Love C/ 3- Platek A/ 5- Bacot A/ 15- Brooks G/ 24- Walton K/	04:16	9-11	-2	2.1094	3	2	3	2	1.1421
0- Harris A/ 4- Davis R/ 11- Sharpe D/ 15- Brooks G/ 24- Walton K/	02:06	7-2	5	3.3333	1	0	0	2	1.8041
1- Black L/ 4- Davis R/ 11- Sharpe D/ 13- Kessler W/ 24- Walton K/	02:01	3-7	-4	1.4876	1	0	2	1	0.7500
1- Black L/ 2- Love C/ 3- Platek A/ 11- Sharpe D/ 15- Brooks G/	01:50	6-3	3	3.2727	1	0	0	2	2.0833
1- Black L/ 3- Platek A/ 4- Davis R/ 11- Sharpe D/ 13- Kessler W/	01:38	2-2	0	1.2245	4	0	0	0	1.0000
0- Harris A/ 4- Davis R/ 11- Sharpe D/ 13- Kessler W/ 24- Walton K/	01:36	4-1	3	2.5000	2	1	0	1	1.3333
3- Platek A/ 4- Davis R/ 11- Sharpe D/ 13- Kessler W/ 14- Johnson P/	01:26	0-4	-4	0.0000	0	0	1	0	0.0000
1- Black L/ 4- Davis R/ 11- Sharpe D/ 15- Brooks G/ 24- Walton K/	01:16	0-1	-1	0.0000	2	1	1	0	0.0000
0- Harris A/ 1- Black L/ 4- Davis R/ 11- Sharpe D/ 15- Brooks G/	01:14	2-2	0	1.6216	2	0	0	0	2.0000
2- Love C/ 3- Platek A/ 4- Davis R/ 11- Sharpe D/ 15- Brooks G/	01:06	0-3	-3	0.0000	1	0	2	0	0.0000
0- Harris A/ 2- Love C/ 11- Sharpe D/ 15- Brooks G/ 24- Walton K/	01:01	2-2	0	1.9672	0	0	0	1	1.0000
1- Black L/ 2- Love C/ 3- Platek A/ 5- Bacot A/ 15- Brooks G/	00:49	0-0	0	0.0000	0	0	0	0	0.0000
0- Harris A/ 3- Platek A/ 4- Davis R/ 11- Sharpe D/ 13- Kessler W/	00:45	3-6	-3	4.0000	0	0	0	1	3.0000
0- Harris A/ 3- Platek A/ 4- Davis R/ 5- Bacot A/ 15- Brooks G/	00:40	1-2	-1	1.5000	0	1	0	0	0.7576
0- Harris A/ 3- Platek A/ 4- Davis R/ 13- Kessler W/ 15- Brooks G/	00:38	4-0	4	6.3158	1	0	0	1	2.0000
2- Love C/ 4- Davis R/ 11- Sharpe D/ 15- Brooks G/ 24- Walton K/	00:38	1-3	-2	1.5789	0	0	0	0	0.4098
0- Harris A/ 2- Love C/ 3- Platek A/ 5- Bacot A/ 15- Brooks G/	00:28	3-0	3	6.4286	0	0	0	1	3.0000
1- Black L/ 3- Platek A/ 4- Davis R/ 11- Sharpe D/ 15- Brooks G/	00:16	2-0	2	7.5000	0	0	0	0	2.2727
2- Love C/ 3- Platek A/ 14- Johnson P/ 15- Brooks G/ 24- Walton K/	00:07	0-0	0	0.0000	0	0	0	0	0.0000
0- Harris A/ 2- Love C/ 4- Davis R/ 5- Bacot A/ 15- Brooks G/	00:01	1-1	0	60.0000	0	0	0	0	2.2727
2- Love C/ 3- Platek A/ 11- Sharpe D/ 15- Brooks G/ 24- Walton K/	00:00	0-0	0	NaN	0	0	0	0	0.0000
0- Harris A/ 2- Love C/ 3- Platek A/ 15- Brooks G/ 24- Walton K/	00:00	0-1	-1	NaN	0	0	0	0	0.0000



**Officials:** Bert Smith, AJ Desai, Lamar Simpson

**Florida State**

Lineup	Time	Score	Score Diff	Pts/Min	Reb	Stl	Tov	Ass	PPP
0- Evans R/ 1- Gray R/ 2- Polite A/ 5- Koprivica B/ 23- Walker M/	12:19	22-23	-1	1.7862	10	1	5	3	1.0018
1- Gray R/ 2- Polite A/ 5- Koprivica B/ 23- Walker M/ 31- Wilkes W/	03:10	5-6	-1	1.5789	1	2	1	1	1.0000
0- Evans R/ 1- Gray R/ 2- Polite A/ 5- Koprivica B/ 24- Calhoun S/	02:59	5-3	2	1.6760	2	2	1	1	1.2500
0- Evans R/ 2- Polite A/ 5- Koprivica B/ 10- Osborne M/ 23- Walker M/	02:17	5-6	-1	2.1898	3	0	2	1	1.2887
0- Evans R/ 5- Koprivica B/ 10- Osborne M/ 23- Walker M/ 24- Calhoun S/	02:16	11-2	9	4.8529	2	2	0	1	2.0677
0- Evans R/ 1- Gray R/ 10- Osborne M/ 23- Walker M/ 24- Calhoun S/	01:56	3-5	-2	1.5517	0	1	1	0	0.8721
0- Evans R/ 10- Osborne M/ 11- Jack N/ 31- Wilkes W/ 34- Ngom T/	01:38	2-3	-1	1.2245	2	0	0	1	0.6667
0- Evans R/ 10- Osborne M/ 23- Walker M/ 24- Calhoun S/ 34- Ngom T/	01:36	0-4	-4	0.0000	2	0	1	0	0.0000
0- Evans R/ 1- Gray R/ 5- Koprivica B/ 24- Calhoun S/ 31- Wilkes W/	01:32	0-2	-2	0.0000	2	0	0	0	0.0000
1- Gray R/ 2- Polite A/ 5- Koprivica B/ 23- Walker M/ 24- Calhoun S/	01:27	3-2	1	2.0690	1	1	0	1	3.0000
1- Gray R/ 2- Polite A/ 10- Osborne M/ 23- Walker M/ 34- Ngom T/	01:23	6-7	-1	4.3373	0	0	0	2	2.0000
1- Gray R/ 10- Osborne M/ 23- Walker M/ 24- Calhoun S/ 34- Ngom T/	01:13	4-1	3	3.2877	1	0	1	0	1.4493
0- Evans R/ 1- Gray R/ 2- Polite A/ 10- Osborne M/ 24- Calhoun S/	01:06	3-0	3	2.7273	0	1	0	0	1.2295
0- Evans R/ 1- Gray R/ 5- Koprivica B/ 23- Walker M/ 31- Wilkes W/	01:01	3-2	1	2.9508	1	0	1	1	1.2295
1- Gray R/ 2- Polite A/ 23- Walker M/ 24- Calhoun S/ 34- Ngom T/	00:58	2-0	2	2.0690	1	0	0	0	2.0000
2- Polite A/ 5- Koprivica B/ 23- Walker M/ 24- Calhoun S/ 31- Wilkes W/	00:46	3-3	0	3.9130	0	0	1	0	1.2931
0- Evans R/ 5- Koprivica B/ 10- Osborne M/ 23- Walker M/ 31- Wilkes W/	00:37	2-1	1	3.2432	2	0	1	0	1.0000
0- Evans R/ 5- Koprivica B/ 10- Osborne M/ 24- Calhoun S/ 31- Wilkes W/	00:22	0-0	0	0.0000	0	0	0	0	0.0000
1- Gray R/ 2- Polite A/ 5- Koprivica B/ 10- Osborne M/ 23- Walker M/	00:22	0-1	-1	0.0000	0	0	1	0	0.0000
0- Evans R/ 1- Gray R/ 2- Polite A/ 5- Koprivica B/ 31- Wilkes W/	00:21	2-3	-1	5.7143	0	0	0	0	2.2727
0- Evans R/ 1- Gray R/ 5- Koprivica B/ 23- Walker M/ 24- Calhoun S/	00:18	1-0	1	3.3333	0	0	0	0	2.2727
0- Evans R/ 5- Koprivica B/ 10- Osborne M/ 11- Jack N/ 31- Wilkes W/	00:16	0-1	-1	0.0000	0	0	1	0	0.0000
0- Evans R/ 1- Gray R/ 2- Polite A/ 10- Osborne M/ 23- Walker M/	00:07	0-0	0	0.0000	0	0	0	0	0.0000
0- Evans R/ 1- Gray R/ 5- Koprivica B/ 11- Jack N/ 31- Wilkes W/	00:00	0-0	0	NaN	0	0	0	0	0.0000