



Officials: Lee Cassell, Jeffrey Clark, Pat Driscoll

NC State - 73

Record: 6-4 (2-3)

NO.	Name	Min	FG	3P	FT	Rebounds			Fouls		TP	AS	TO	ST	Blocks		+/-
			M-A	M-A	M-A	OR	DR	TOT	PF	FD					BS	BA	
0	DJ Funderburk	F 17:08	2-4	0-0	3-3	3	1	4	4	3	7	0	1	0	1	2	-23
4	Jericole Hellems	F 33:35	5-11	2-4	0-0	3	3	6	1	5	12	0	3	2	1	0	-31
2	Shakeel Moore	G 25:25	3-10	0-5	0-0	1	0	1	3	0	6	1	0	0	0	1	-26
3	Cam Hayes	G 22:21	3-11	3-5	0-0	0	3	3	0	1	9	5	2	1	0	3	-12
24	Devon Daniels	G 32:30	6-12	1-3	1-2	0	1	1	1	1	14	3	1	0	0	1	-29
5	Thomas Allen	22:41	6-8	4-5	0-0	0	2	2	2	1	16	0	1	1	0	0	-11
10	Braxton Beverly	17:07	1-3	1-3	0-0	0	0	0	0	1	3	1	2	0	0	0	-16
11	Jaylon Gibson	10:47	0-0	0-0	0-1	0	0	0	0	2	0	0	0	0	1	0	-10
1	Dereon Seabron	10:42	2-3	0-1	2-2	0	0	0	1	1	6	0	1	0	0	0	-7
21	Ebenezer Dowuona	02:53	0-0	0-0	0-0	0	0	0	0	0	0	0	0	0	0	0	3
30	Nick Farrar	04:51	0-1	0-0	0-0	0	0	0	0	0	0	0	0	1	0	0	2
Team						2	0	2			0		0				
<b>Totals</b>			28-63	11-26	6-8	9	10	19	12	15	73	10	11	5	3	7	-32

Shooting By Period		
1 <sup>st</sup> FG%	13-27	48.1%
3PT%	5-10	50.0%
FT%	1-2	50%
2 <sup>nd</sup> FG%	15-36	41.7%
3PT%	6-16	37.5%
FT%	5-6	83.3%
GM FG%	28-63	44.4%
3PT%	11-26	42.3%
FT%	6-8	75.0%

Dead Ball Rebounds: 2, 1

Technical Fouls: Funderburk 1<sup>st</sup> 14:21

Florida State - 105

Record: 6-2 (2-1)

NO.	Name	Min	FG	3P	FT	Rebounds			Fouls		TP	AS	TO	ST	Blocks		+/-
			M-A	M-A	M-A	OR	DR	TOT	PF	FD					BS	BA	
1	RaiQuan Gray	F 21:40	3-6	1-1	0-0	0	3	3	3	0	7	4	2	0	0	0	13
5	Balsa Koprivica	C 14:19	3-5	0-0	0-0	0	1	1	1	1	6	1	0	1	1	2	25
0	RayQuan Evans	G 18:49	9-11	2-2	4-4	1	5	6	1	3	24	2	1	1	0	0	12
2	Anthony Polite	G 20:55	2-4	1-1	0-0	2	2	4	2	0	5	4	1	1	1	1	20
23	M.J. Walker	G 22:25	6-7	3-4	4-4	0	1	1	2	2	19	4	2	0	1	0	20
4	Scottie Barnes	13:23	5-7	0-1	1-1	1	2	3	1	1	11	3	0	0	1	0	14
10	Malik Osborne	19:59	0-3	0-2	0-0	1	3	4	2	1	0	0	0	0	0	0	10
34	Tanor Ngom	10:01	3-3	0-0	0-0	1	2	3	1	0	6	0	1	0	3	0	8
24	Sardaar Calhoun	14:51	2-3	1-2	0-0	0	3	3	0	0	5	1	2	0	0	0	9
11	Nathanael Jack	12:14	7-8	4-5	0-0	0	1	1	1	0	18	0	0	0	0	0	14
31	Wyatt Wilkes	15:23	0-0	0-0	2-2	0	1	1	0	1	2	1	0	1	0	0	12
15	Quincy Ballard	04:46	1-1	0-0	0-0	0	1	1	1	0	2	0	1	0	0	0	1
12	Justin Lindner	05:59	0-0	0-0	0-0	0	0	0	0	1	0	3	0	2	0	0	2
20	Travis Light	02:38	0-0	0-0	0-0	0	0	0	0	1	0	0	0	0	0	0	0
33	Will Miles	02:38	0-0	0-0	0-0	0	0	0	0	0	0	1	1	0	0	0	0
Team						0	1	1			0		0				
<b>Totals</b>			41-58	12-18	11-11	6	26	32	15	11	105	24	11	6	7	3	32

Shooting By Period		
1 <sup>st</sup> FG%	20-28	71.4%
3PT%	7-10	70.0%
FT%	10-10	100%
2 <sup>nd</sup> FG%	21-30	70.0%
3PT%	5-8	62.5%
FT%	1-1	100%
GM FG%	41-58	70.7%
3PT%	12-18	66.7%
FT%	11-11	100.0%

Dead Ball Rebounds: 0, 0

Technical Fouls: NONE

	NCSU	FSU	Points from	NCSU	FSU	Period by Period Scoring		
<b>Biggest lead</b>	1 (1 <sup>st</sup> 17:44)	36 (2 <sup>nd</sup> 1:17)	<b>Turnovers</b>	9	16			
<b>Best Scoring Run</b>	6 (2 <sup>nd</sup> 5:20)	11 (1 <sup>st</sup> 6:20)	<b>Paint</b>	28	52			
<b>Lead Changes</b>	4		<b>Second Chance</b>	10	10	NCSU	32	41
<b>Times Tied</b>	2		<b>Fast Breaks</b>	7	27			
<b>Time with Lead</b>	00:32	38:15	<b>Bench</b>	25	44	FSU	57	48
								105



**Period 1**

**Quarter Starters:**

<b>FSU</b>	0 Evans R	1 Gray R	2 Polite A	5 Koprivica B	23 Walker M
<b>NCSU</b>	0 Funderburk D	2 Moore S	3 Hayes C	4 Hellems J	24 Daniels D

Game Time	FSU	Score	Diff	NCSU
20:00	5 KOPRIVICA B jumpball won			0 FUNDERBURK D jumpball lost
19:39	0 EVANS R 3pt FG , jump shot made (3)	<b>3-0</b>	<b>3</b>	
19:39	5 KOPRIVICA B assist (1)			
19:01		<b>3-3</b>	<b>0</b>	4 HELLEMS J 3pt FG , jump shot made (3)
19:01				24 DANIELS D assist (1)
18:36	1 GRAY R 3pt FG , jump shot made (3)	<b>6-3</b>	<b>3</b>	
18:36	0 EVANS R assist (1)			
18:11		<b>6-6</b>	<b>0</b>	4 HELLEMS J 3pt FG , jump shot made (6)
18:11				3 HAYES C assist (1)
18:00	1 GRAY R 2pt FG in the paint, driving layup missed			
17:55	2 POLITE A offensive rebound (1)			
17:48	5 KOPRIVICA B 2pt FG second chance in the paint, layup blocked			
17:48				4 HELLEMS J block (1)
17:44				3 HAYES C defensive rebound (1)
17:44	0 EVANS R foul shooting (1 - 1)			24 DANIELS D foul drawn (1)
17:44				24 DANIELS D free throw fast break 1 - 2 missed
17:44				offensive dead ball rebound (1)
17:44	0 EVANS R substitution out			
17:44	4 BARNES S substitution in			
17:44		<b>6-7</b>	<b>-1</b>	24 DANIELS D free throw fast break 2 - 2 made (1)
17:34	1 GRAY R 2pt FG outside the paint, pull up jump shot made (5)	<b>8-7</b>	<b>1</b>	
17:08		<b>8-9</b>	<b>-1</b>	4 HELLEMS J 2pt FG in the paint, layup made (8)
16:46	2 POLITE A 3pt FG , jump shot made (3)	<b>11-9</b>	<b>2</b>	
16:46	4 BARNES S assist (1)			
16:10				0 FUNDERBURK D turnover 3 seconds (1)
16:01	2 POLITE A 2pt FG from turnover in the paint, layup blocked			
16:01				0 FUNDERBURK D block (1)
15:58	2 POLITE A offensive rebound (2)			
15:56	1 GRAY R 2pt FG from turnover second chance in the paint, dunk, made (7)	<b>13-9</b>	<b>4</b>	
15:56	2 POLITE A assist (1)			
15:28	1 GRAY R foul personal (1 - 2)			0 FUNDERBURK D foul drawn (1)
15:28				Timeout media
15:28				2 MOORE S substitution out
15:28				3 HAYES C substitution out
15:28				5 ALLEN T substitution in
15:28				10 BEVERLY B substitution in
15:26				10 BEVERLY B turnover bad pass (1)
15:20	4 BARNES S 2pt FG fast break from turnover in the paint, dunk, made (2)	<b>15-9</b>	<b>6</b>	
15:20	1 GRAY R assist (1)			
15:01		<b>15-11</b>	<b>4</b>	5 ALLEN T 2pt FG in the paint, layup made (2)
14:38	4 BARNES S 3pt FG , jump shot missed			



**NC State at Florida State**

01/13/21 Donald L. Tucker Center, Tallahassee  
2020-21 FSU Men's Basketball

**Game Time:** 6:30 PM  
**Game Duration:** 1:54  
**Attendance:** 2,837

**Officials:** Lee Cassell, Jeffrey Clark, Pat Driscoll

Game Time	FSU	Score	Diff	NCSU
14:35				5 ALLEN T defensive rebound (1)
14:24				4 HELLEMS J 3pt FG , jump shot missed
14:22	5 KOPRIVICA B defensive rebound (1)			
14:21				0 FUNDERBURK D foul class A technical (1 - 1)
14:21	23 WALKER M free throw 1 - 2 made (1)	<b>16-11</b>	<b>5</b>	
14:21	23 WALKER M free throw 2 - 2 made (2)	<b>17-11</b>	<b>6</b>	
14:21	1 GRAY R substitution out			
14:21	4 BARNES S substitution out			
14:21	5 KOPRIVICA B substitution out			
14:21	0 EVANS R substitution in			
14:21	10 OSBORNE M substitution in			
14:21	34 NGOM T substitution in			
14:21				0 FUNDERBURK D substitution out
14:21				11 GIBSON J substitution in
14:02	23 WALKER M turnover lost ball (1)			
14:02	2 POLITE A substitution out			
14:02	24 CALHOUN S substitution in			
13:43				10 BEVERLY B 3pt FG from turnover, jump shot missed
13:42	defensive rebound (4)			
13:22	0 EVANS R foul drawn (1)			5 ALLEN T foul shooting (1 - 2)
13:22	0 EVANS R free throw 1 - 2 made (4)	<b>18-11</b>	<b>7</b>	
13:22	0 EVANS R free throw 2 - 2 made (5)	<b>19-11</b>	<b>8</b>	
12:59		<b>19-13</b>	<b>6</b>	4 HELLEMS J 2pt FG outside the paint, jump shot made (10)
12:42	23 WALKER M 2pt FG in the paint, driving layup made (4)	<b>21-13</b>	<b>8</b>	
12:23				24 DANIELS D 2pt FG in the paint, driving layup blocked
12:23	34 NGOM T block (1)			
12:19	0 EVANS R defensive rebound (1)			
12:17	24 CALHOUN S 3pt FG fast break, jump shot made (3)	<b>24-13</b>	<b>11</b>	
12:17	23 WALKER M assist (1)			
12:14				Timeout 30 Sec
12:14				Timeout media
12:14	0 EVANS R substitution out			
12:14	4 BARNES S substitution in			
12:14				11 GIBSON J substitution out
12:14				0 FUNDERBURK D substitution in
11:47				5 ALLEN T 3pt FG , jump shot missed
11:44	4 BARNES S defensive rebound (1)			
11:36	34 NGOM T 2pt FG in the paint, layup made (2)	<b>26-13</b>	<b>13</b>	
11:36	23 WALKER M assist (2)			
11:21				4 HELLEMS J 2pt FG outside the paint, jump shot missed
11:18	24 CALHOUN S defensive rebound (1)			
11:14	24 CALHOUN S turnover bad pass (1)			4 HELLEMS J steal (1)
10:57				10 BEVERLY B 3pt FG from turnover, step back jump shot missed
10:54	24 CALHOUN S defensive rebound (2)			
10:33	34 NGOM T 2pt FG in the paint, dunk, made (4)	<b>28-13</b>	<b>15</b>	
10:33	4 BARNES S assist (2)			
10:08				0 FUNDERBURK D 2pt FG in the paint, layup blocked
10:08	4 BARNES S block (1)			



**NC State at Florida State**

01/13/21 Donald L. Tucker Center, Tallahassee  
2020-21 FSU Men's Basketball

**Game Time:** 6:30 PM  
**Game Duration:** 1:54  
**Attendance:** 2,837

**Officials:** Lee Cassell, Jeffrey Clark, Pat Driscoll

Game Time	FSU	Score	Diff	NCSU
10:08				0 FUNDERBURK D offensive rebound (1)
10:04		<b>28-15</b>	<b>13</b>	0 FUNDERBURK D 2pt FG second chance in the paint, layup made (2)
09:36	23 WALKER M foul drawn (1)			4 HELLEMS J foul personal (1 - 3)
09:36	10 OSBORNE M substitution out			
09:36	23 WALKER M substitution out			
09:36	24 CALHOUN S substitution out			
09:36	34 NGOM T substitution out			
09:36	2 POLITE A substitution in			
09:36	5 KOPRIVICA B substitution in			
09:36	11 JACK N substitution in			
09:36	31 WILKES W substitution in			
09:36				5 ALLEN T substitution out
09:36				10 BEVERLY B substitution out
09:36				2 MOORE S substitution in
09:36				3 HAYES C substitution in
09:23	11 JACK N 2pt FG outside the paint, floating jump shot made (2)	<b>30-15</b>	<b>15</b>	
09:04	11 JACK N foul personal (1 - 3)			3 HAYES C foul drawn (1)
09:04	4 BARNES S substitution out			
09:04	0 EVANS R substitution in			
09:03	31 WILKES W steal (1)			3 HAYES C turnover bad pass (1)
08:59	0 EVANS R turnover lost ball (1)			
08:42				3 HAYES C 2pt FG from turnover in the paint, driving layup blocked
08:42	2 POLITE A block (1)			
08:35	0 EVANS R defensive rebound (2)			
08:34	11 JACK N 3pt FG , jump shot made (5)	<b>33-15</b>	<b>18</b>	
08:34	0 EVANS R assist (2)			
08:33				Timeout 30 Sec
08:12	5 KOPRIVICA B steal (1)			3 HAYES C turnover bad pass (2)
07:49	2 POLITE A turnover bad pass (1)			
07:49	Timeout media			
07:49				3 HAYES C substitution out
07:49				10 BEVERLY B substitution in
07:30				24 DANIELS D 2pt FG from turnover in the paint, jump shot missed
07:26	2 POLITE A defensive rebound (3)			
07:20	31 WILKES W foul drawn (1)			0 FUNDERBURK D foul shooting (2 - 4)
07:20	31 WILKES W free throw 1 - 2 made (1)	<b>34-15</b>	<b>19</b>	
07:20	2 POLITE A substitution out			
07:20	1 GRAY R substitution in			
07:20				0 FUNDERBURK D substitution out
07:20				11 GIBSON J substitution in
07:20	31 WILKES W free throw 2 - 2 made (2)	<b>35-15</b>	<b>20</b>	
07:01				2 MOORE S 3pt FG , jump shot missed
06:59	1 GRAY R defensive rebound (1)			
06:51	5 KOPRIVICA B 2pt FG in the paint, layup made (2)	<b>37-15</b>	<b>22</b>	
06:51	31 WILKES W assist (1)			
06:25	0 EVANS R steal (1)			4 HELLEMS J turnover bad pass (1)



**NC State at Florida State**

01/13/21 Donald L. Tucker Center, Tallahassee  
2020-21 FSU Men's Basketball

**Game Time:** 6:30 PM  
**Game Duration:** 1:54  
**Attendance:** 2,837

**Officials:** Lee Cassell, Jeffrey Clark, Pat Driscoll

Game Time	FSU	Score	Diff	NCSU
06:20	0 EVANS R 2pt FG fast break from turnover in the paint, dunk, made (7)	<b>39-15</b>	<b>24</b>	
05:55	0 EVANS R substitution out			
05:55	5 KOPRIVICA B substitution out			
05:55	4 BARNES S substitution in			
05:55	10 OSBORNE M substitution in			
05:55	31 WILKES W substitution out			
05:55	2 POLITE A substitution in			
05:54	10 OSBORNE M foul personal (1 - 4)			11 GIBSON J foul drawn (1)
05:53				Timeout 30 Sec
05:44		<b>39-17</b>	<b>22</b>	24 DANIELS D 2pt FG outside the paint, jump shot made (3)
05:29	11 JACK N 3pt FG , jump shot missed			
05:25				4 HELLEMS J defensive rebound (1)
05:20				4 HELLEMS J turnover bad pass (2)
05:08	2 POLITE A 2pt FG from turnover in the paint, driving layup missed			
05:02	4 BARNES S offensive rebound (2)			
05:02	4 BARNES S 2pt FG from turnover second chance in the paint, dunk, made (4)	<b>41-17</b>	<b>24</b>	
04:51		<b>41-19</b>	<b>22</b>	2 MOORE S 2pt FG in the paint, dunk, made (2)
04:39	10 OSBORNE M foul drawn (1)			2 MOORE S foul personal (1 - 5)
04:39	11 JACK N substitution out			
04:39	23 WALKER M substitution in			
04:39				11 GIBSON J substitution out
04:39				5 ALLEN T substitution in
04:36	23 WALKER M 3pt FG , jump shot made (7)	<b>44-19</b>	<b>25</b>	
04:36	1 GRAY R assist (2)			
04:07	2 POLITE A foul personal (1 - 5)			5 ALLEN T foul drawn (1)
04:00		<b>44-22</b>	<b>22</b>	5 ALLEN T 3pt FG , jump shot made (5)
04:00				10 BEVERLY B assist (1)
03:47	23 WALKER M 3pt FG fast break, jump shot made (10)	<b>47-22</b>	<b>25</b>	
03:47	2 POLITE A assist (2)			
03:41				24 DANIELS D 2pt FG in the paint, layup missed
03:40	4 BARNES S defensive rebound (3)			
03:26	1 GRAY R 2pt FG in the paint, jump shot missed			
03:25				24 DANIELS D defensive rebound (1)
03:19		<b>47-24</b>	<b>23</b>	5 ALLEN T 2pt FG in the paint, layup made (7)
02:58	10 OSBORNE M 3pt FG , jump shot missed			
02:58				defensive dead ball rebound (2)
02:58	2 POLITE A foul personal (2 - 6)			4 HELLEMS J foul drawn (1)
02:58	Timeout media			
02:58	1 GRAY R substitution out			
02:58	2 POLITE A substitution out			
02:58	4 BARNES S substitution out			
02:58	0 EVANS R substitution in			
02:58	24 CALHOUN S substitution in			
02:58	31 WILKES W substitution in			
02:40				24 DANIELS D 2pt FG in the paint, jump shot missed
02:36				4 HELLEMS J offensive rebound (2)



Official Basketball Play by Play - First Half

**NC State at Florida State**

01/13/21 Donald L. Tucker Center, Tallahassee  
2020-21 FSU Men's Basketball

**Game Time:** 6:30 PM  
**Game Duration:** 1:54  
**Attendance:** 2,837

**Officials:** Lee Cassell, Jeffrey Clark, Pat Driscoll

Game Time	FSU	Score	Diff	NCSU
02:34				2 MOORE S 2pt FG second chance in the paint, driving layup missed
02:30	31 WILKES W defensive rebound (1)			
02:23	0 EVANS R foul drawn (2)			2 MOORE S foul shooting (2 - 6)
02:23	0 EVANS R free throw 1 - 2 made (8)	<b>48-24</b>	<b>24</b>	
02:23				2 MOORE S substitution out
02:23				3 HAYES C substitution in
02:23	0 EVANS R free throw 2 - 2 made (9)	<b>49-24</b>	<b>25</b>	
02:11		<b>49-27</b>	<b>22</b>	10 BEVERLY B 3pt FG , jump shot made (3)
02:11				3 HAYES C assist (2)
01:51	0 EVANS R 2pt FG in the paint, pull up jump shot made (11)	<b>51-27</b>	<b>24</b>	
01:38		<b>51-30</b>	<b>21</b>	3 HAYES C 3pt FG , step back jump shot made (3)
01:13	0 EVANS R 2pt FG in the paint, jump shot made (13)	<b>53-30</b>	<b>23</b>	
01:01				3 HAYES C 2pt FG in the paint, pull up jump shot missed
00:57	24 CALHOUN S defensive rebound (3)			
00:36	23 WALKER M foul drawn (2)			24 DANIELS D foul personal (1 - 7)
00:36	0 EVANS R substitution out			
00:36	4 BARNES S substitution in			
00:36	23 WALKER M 1&1 free throw 1 made (11)	<b>54-30</b>	<b>24</b>	
00:36	23 WALKER M 1&1 free throw 2 made (12)	<b>55-30</b>	<b>25</b>	
00:36	23 WALKER M substitution out			
00:36	11 JACK N substitution in			
00:10				10 BEVERLY B turnover bad pass (2)
00:07	4 BARNES S 2pt FG fast break from turnover in the paint, layup made (6)	<b>57-30</b>	<b>27</b>	
00:07	24 CALHOUN S assist (1)			
00:02		<b>57-32</b>	<b>25</b>	24 DANIELS D 2pt FG fast break in the paint, dunk, made (5)
00:02				3 HAYES C assist (3)
<b>END OF PERIOD</b>				
<b>FSU 57-32 NCSU</b>				



Officials: Lee Cassell, Jeffrey Clark, Pat Driscoll

NC State - 32

NO.	Name	Min	FG			Rebounds			Fouls		TP	AS	TO	ST	Blocks		+/-
			M-A	M-A	M-A	OR	DR	TOT	PF	FD					BS	BA	
0	DJ Funderburk	F 10:33	1-2	0-0	0-0	1	0	1	2	1	2	0	1	0	1	1	-14
4	Jericole Hellems	F 20:00	4-6	2-3	0-0	1	1	2	1	1	10	0	2	1	1	0	-25
2	Shakeel Moore	G 11:45	1-3	0-1	0-0	0	0	0	2	0	2	0	0	0	0	0	-15
3	Cam Hayes	G 08:42	1-3	1-1	0-0	0	1	1	0	1	3	3	2	0	0	1	-10
24	Devon Daniels	G 20:00	2-6	0-0	1-2	0	1	1	1	1	5	1	0	0	0	1	-25
5	Thomas Allen	10:31	3-4	1-2	0-0	0	1	1	1	1	7	0	0	0	0	0	-12
10	Braxton Beverly	13:41	1-3	1-3	0-0	0	0	0	0	0	3	1	2	0	0	0	-16
11	Jaylon Gibson	04:48	0-0	0-0	0-0	0	0	0	0	1	0	0	0	0	0	0	-8
Team						0	0	0			0		0				
<b>Totals</b>			13-27	5-10	1-2	2	4	6	7	6	32	5	7	1	2	3	-25

Shooting By Period		
1 <sup>st</sup> FG%	13-27	48.1%
3PT%	5-10	50.0%
FT%	1-2	50%
GM FG%	13-27	48.1%
3PT%	5-10	50.0%
FT%	1-2	50.0%

Dead Ball Rebounds: 1, 1

Technical Fouls: Funderburk 1<sup>st</sup> 14:21

Florida State - 57

NO.	Name	Min	FG			Rebounds			Fouls		TP	AS	TO	ST	Blocks		+/-
			M-A	M-A	M-A	OR	DR	TOT	PF	FD					BS	BA	
1	RaiQuan Gray	F 10:01	3-5	1-1	0-0	0	1	1	1	0	7	2	0	0	0	0	10
5	Balsa Koprivica	C 09:20	1-2	0-0	0-0	0	1	1	0	0	2	1	0	1	0	1	17
0	RayQuan Evans	G 09:53	4-4	1-1	4-4	0	2	2	1	2	13	2	1	1	0	0	14
2	Anthony Polite	G 11:11	1-3	1-1	0-0	2	1	3	2	0	3	2	1	0	1	1	11
23	M.J. Walker	G 14:26	3-3	2-2	4-4	0	0	0	0	2	12	2	1	0	0	0	16
4	Scottie Barnes	10:07	3-4	0-1	0-0	1	2	3	0	0	6	2	0	0	1	0	11
10	Malik Osborne	10:40	0-1	0-1	0-0	0	0	0	1	1	0	0	0	0	0	0	8
34	Tanor Ngom	04:45	2-2	0-0	0-0	0	0	0	0	0	4	0	0	0	1	0	7
24	Sardaar Calhoun	07:24	1-1	1-1	0-0	0	3	3	0	0	3	1	1	0	0	0	9
11	Nathanael Jack	05:34	2-3	1-2	0-0	0	0	0	1	0	5	0	0	0	0	0	9
31	Wyatt Wilkes	06:39	0-0	0-0	2-2	0	1	1	0	1	2	1	0	1	0	0	13
Team						0	1	1			0		0				
<b>Totals</b>			20-28	7-10	10-10	3	12	15	6	6	57	13	4	3	3	2	25

Shooting By Period		
1 <sup>st</sup> FG%	20-28	71.4%
3PT%	7-10	70.0%
FT%	10-10	100%
GM FG%	20-28	71.4%
3PT%	7-10	70.0%
FT%	10-10	100.0%

Dead Ball Rebounds: 0, 0

Technical Fouls: NONE

	NCSU	FSU
Biggest lead	1 (1 <sup>st</sup> 17:44)	27 (1 <sup>st</sup> 0:07)
Best Scoring Run	4 (1 <sup>st</sup> 17:44)	11 (1 <sup>st</sup> 6:20)
Lead Changes	4	
Times Tied	2	
Time with Lead	00:32	18:15

	NCSU	FSU
Points from		
Turnovers	0	10
Paint	12	22
Second Chance	2	4
Fast Breaks	3	12
Bench	10	20

	Period by Period Scoring		
	1st	2nd	TOT
NCSU	32	41	73
FSU	57	48	105



**NC State at Florida State**

01/13/21 Donald L. Tucker Center, Tallahassee  
2020-21 FSU Men's Basketball

**Game Time:** 6:30 PM  
**Game Duration:** 1:54  
**Attendance:** 2,837

**Officials:** Lee Cassell, Jeffrey Clark, Pat Driscoll

**Period 2**

**Quarter Starters:**

<b>FSU</b>	0 Evans R	1 Gray R	2 Polite A	5 Koprivica B	23 Walker M
<b>NCSU</b>	0 Funderburk D	2 Moore S	3 Hayes C	4 Hellems J	24 Daniels D

Game Time	FSU	Score	Diff	NCSU
20:00	4 BARNES S substitution out			
20:00	10 OSBORNE M substitution out			
20:00	11 JACK N substitution out			
20:00	24 CALHOUN S substitution out			
20:00	31 WILKES W substitution out			
20:00	0 EVANS R substitution in			
20:00	1 GRAY R substitution in			
20:00	2 POLITE A substitution in			
20:00	5 KOPRIVICA B substitution in			
20:00	23 WALKER M substitution in			
20:00				5 ALLEN T substitution out
20:00				10 BEVERLY B substitution out
20:00				0 FUNDERBURK D substitution in
20:00				2 MOORE S substitution in
19:45		<b>57-34</b>	<b>23</b>	24 DANIELS D 2pt FG in the paint, driving layup made (7)
19:25	0 EVANS R 3pt FG , jump shot made (16)	<b>60-34</b>	<b>26</b>	
19:25	23 WALKER M assist (3)			
19:07				3 HAYES C 2pt FG in the paint, floating jump shot missed
19:03				0 FUNDERBURK D offensive rebound (2)
19:03				0 FUNDERBURK D 2pt FG second chance in the paint, layup blocked
19:03	5 KOPRIVICA B block (1)			
19:03				0 FUNDERBURK D offensive rebound (3)
19:03		<b>60-36</b>	<b>24</b>	0 FUNDERBURK D 2pt FG second chance in the paint, layup made (4)
19:03	5 KOPRIVICA B foul shooting (1 - 1)			0 FUNDERBURK D foul drawn (2)
19:03		<b>60-37</b>	<b>23</b>	0 FUNDERBURK D free throw 1 - 1 made (5)
18:54	jump ball situation			
18:49	23 WALKER M 2pt FG in the paint, dunk, made (14)	<b>62-37</b>	<b>25</b>	
18:26				2 MOORE S 3pt FG , jump shot missed
18:21				4 HELLEMS J offensive rebound (3)
18:20				4 HELLEMS J 2pt FG second chance in the paint, jump shot missed
18:18	0 EVANS R defensive rebound (3)			
18:10	5 KOPRIVICA B 2pt FG in the paint, layup made (4)	<b>64-37</b>	<b>27</b>	
18:10	23 WALKER M assist (4)			
17:57				4 HELLEMS J 2pt FG in the paint, jump shot missed
17:56	23 WALKER M defensive rebound (1)			
17:33	5 KOPRIVICA B foul drawn (1)			0 FUNDERBURK D foul personal (3 - 1)
17:33	0 EVANS R substitution out			
17:33	4 BARNES S substitution in			
17:23	1 GRAY R 2pt FG in the paint, pull up jump shot missed			
17:21				3 HAYES C defensive rebound (2)
17:06	23 WALKER M foul loose ball (1 - 2)			4 HELLEMS J foul drawn (2)





**NC State at Florida State**

01/13/21 Donald L. Tucker Center, Tallahassee  
2020-21 FSU Men's Basketball

**Game Time:** 6:30 PM  
**Game Duration:** 1:54  
**Attendance:** 2,837

**Officials:** Lee Cassell, Jeffrey Clark, Pat Driscoll

Game Time	FSU	Score	Diff	NCSU
17:06				4 HELLEMS J substitution out
17:06				1 SEABRON D substitution in
16:54	2 POLITE A steal (1)			24 DANIELS D turnover bad pass (1)
16:50	23 WALKER M 2pt FG fast break from turnover in the paint, dunk, made (16)	<b>66-37</b>	<b>29</b>	
16:50	2 POLITE A assist (3)			
16:45	1 GRAY R foul shooting (2 - 3)			0 FUNDERBURK D foul drawn (3)
16:45		<b>66-38</b>	<b>28</b>	0 FUNDERBURK D free throw fast break 1 - 2 made (6)
16:45				2 MOORE S substitution out
16:45				3 HAYES C substitution out
16:45				5 ALLEN T substitution in
16:45				10 BEVERLY B substitution in
16:45		<b>66-39</b>	<b>27</b>	0 FUNDERBURK D free throw fast break 2 - 2 made (7)
16:45	23 WALKER M substitution out			
16:45	24 CALHOUN S substitution in			
16:39	2 POLITE A 2pt FG fast break in the paint, dunk, made (5)	<b>68-39</b>	<b>29</b>	
16:39	4 BARNES S assist (3)			
16:16				24 DANIELS D 3pt FG , jump shot missed
16:14	1 GRAY R defensive rebound (2)			
16:12	4 BARNES S 2pt FG fast break in the paint, driving layup made (8)	<b>70-39</b>	<b>31</b>	
16:12	4 BARNES S foul drawn (1)			0 FUNDERBURK D foul shooting (4 - 2)
16:12				0 FUNDERBURK D substitution out
16:12				21 DOWUONA E substitution in
16:12	5 KOPRIVICA B substitution out			
16:12	34 NGOM T substitution in			
16:12	4 BARNES S free throw fast break 1 - 1 made (9)	<b>71-39</b>	<b>32</b>	
15:48		<b>71-42</b>	<b>29</b>	5 ALLEN T 3pt FG , jump shot made (10)
15:14	4 BARNES S 2pt FG outside the paint, floating jump shot missed			
15:09	34 NGOM T offensive rebound (1)			
15:09	34 NGOM T 2pt FG second chance in the paint, layup made (6)	<b>73-42</b>	<b>31</b>	
14:52		<b>73-45</b>	<b>28</b>	24 DANIELS D 3pt FG , step back jump shot made (10)
14:32	4 BARNES S 2pt FG in the paint, turnaround jump shot made (11)	<b>75-45</b>	<b>30</b>	
14:28	4 BARNES S foul personal (1 - 4)			10 BEVERLY B foul drawn (1)
14:28	Timeout media			
14:17	4 BARNES S substitution out			
14:17	34 NGOM T substitution out			
14:17	0 EVANS R substitution in			
14:17	10 OSBORNE M substitution in			
14:17				1 SEABRON D 3pt FG , jump shot missed
14:13	2 POLITE A defensive rebound (4)			
13:53	0 EVANS R 2pt FG outside the paint, floating jump shot made (18)	<b>77-45</b>	<b>32</b>	
13:37		<b>77-48</b>	<b>29</b>	5 ALLEN T 3pt FG , jump shot made (13)
13:37				24 DANIELS D assist (2)
13:22	24 CALHOUN S turnover lost ball (2)			5 ALLEN T steal (1)
13:19	10 OSBORNE M foul shooting (2 - 5)			1 SEABRON D foul drawn (1)
13:19		<b>77-49</b>	<b>28</b>	1 SEABRON D free throw 1 - 2 made (1)
13:19	1 GRAY R substitution out			



**NC State at Florida State**

01/13/21 Donald L. Tucker Center, Tallahassee  
2020-21 FSU Men's Basketball

**Game Time:** 6:30 PM  
**Game Duration:** 1:54  
**Attendance:** 2,837

**Officials:** Lee Cassell, Jeffrey Clark, Pat Driscoll

Game Time	FSU	Score	Diff	NCSU
13:19	31 WILKES W substitution in			
13:19				10 BEVERLY B substitution out
13:19				21 DOWUONA E substitution out
13:19				2 MOORE S substitution in
13:19				4 HELLEMS J substitution in
13:19		<b>77-50</b>	<b>27</b>	1 SEABRON D free throw 2 - 2 made (2)
13:15	0 EVANS R foul drawn (3)			5 ALLEN T foul personal (2 - 3)
12:57	10 OSBORNE M 2pt FG in the paint, turnaround jump shot missed			
12:53				5 ALLEN T defensive rebound (2)
12:43				2 MOORE S 3pt FG , jump shot missed
12:41	0 EVANS R defensive rebound (4)			
12:23	24 CALHOUN S 2pt FG in the paint, turnaround jump shot made (5)	<b>79-50</b>	<b>29</b>	
12:13				Timeout 60 Sec
12:13	Timeout media			
12:13				24 DANIELS D substitution out
12:13				3 HAYES C substitution in
12:13	2 POLITE A substitution out			
12:13	23 WALKER M substitution in			
12:05				2 MOORE S 2pt FG in the paint, layup blocked
12:05	23 WALKER M block (1)			
12:05				2 MOORE S offensive rebound (1)
11:58				3 HAYES C 3pt FG second chance, jump shot missed
11:58	10 OSBORNE M defensive rebound (1)			
11:46	23 WALKER M turnover bad pass (2)			4 HELLEMS J steal (2)
11:42		<b>79-52</b>	<b>27</b>	1 SEABRON D 2pt FG fast break from turnover in the paint, alleyoop made (4)
11:42				2 MOORE S assist (1)
11:30	0 EVANS R 2pt FG in the paint, driving layup made (20)	<b>81-52</b>	<b>29</b>	
11:19				5 ALLEN T 2pt FG outside the paint, pull up jump shot missed
11:16	10 OSBORNE M defensive rebound (2)			
11:04	23 WALKER M 3pt FG , jump shot missed			
11:02				3 HAYES C defensive rebound (3)
10:59	Timeout media			
10:59				1 SEABRON D substitution out
10:59				30 FARRAR N substitution in
10:39				2 MOORE S 3pt FG , jump shot missed
10:37				offensive rebound (14)
10:28		<b>81-54</b>	<b>27</b>	2 MOORE S 2pt FG second chance in the paint, driving layup made (4)
10:01	24 CALHOUN S 3pt FG , jump shot missed			
09:59				4 HELLEMS J defensive rebound (4)
09:46		<b>81-56</b>	<b>25</b>	4 HELLEMS J 2pt FG in the paint, turnaround jump shot made (12)
09:25	0 EVANS R 2pt FG in the paint, jump shot missed			
09:20	0 EVANS R offensive rebound (5)			
09:20	0 EVANS R 2pt FG second chance in the paint, jump shot made (22)	<b>83-56</b>	<b>27</b>	
09:18	0 EVANS R substitution out			
09:18	24 CALHOUN S substitution out			



**NC State at Florida State**

01/13/21 Donald L. Tucker Center, Tallahassee  
2020-21 FSU Men's Basketball

**Game Time:** 6:30 PM  
**Game Duration:** 1:54  
**Attendance:** 2,837

**Officials:** Lee Cassell, Jeffrey Clark, Pat Driscoll

Game Time	FSU	Score	Diff	NCSU
09:18	1 GRAY R substitution in			
09:18	11 JACK N substitution in			
09:18				3 HAYES C substitution out
09:18				24 DANIELS D substitution in
09:18	10 OSBORNE M substitution out			
09:18	15 BALLARD Q substitution in			
09:08	23 WALKER M foul personal (2 - 6)			4 HELLEMS J foul drawn (3)
09:08				30 FARRAR N 2pt FG in the paint, jump shot missed
09:08	15 BALLARD Q defensive rebound (1)			
08:46	15 BALLARD Q foul offensive (1 - 7)			4 HELLEMS J foul drawn (4)
08:46	15 BALLARD Q turnover offensive (1)			
08:46				30 FARRAR N substitution out
08:46				0 FUNDERBURK D substitution in
08:24				24 DANIELS D 3pt FG from turnover, jump shot missed
02:38	1 GRAY R defensive rebound (3)			
08:18	11 JACK N 3pt FG fast break, jump shot made (8)	<b>86-56</b>	<b>30</b>	
08:18	1 GRAY R assist (3)			
08:08		<b>86-58</b>	<b>28</b>	24 DANIELS D 2pt FG in the paint, driving layup made (12)
07:41	23 WALKER M 3pt FG , step back jump shot made (19)	<b>89-58</b>	<b>31</b>	
07:29				5 ALLEN T turnover out of bounds (1)
07:29	Timeout media			
07:29	23 WALKER M substitution out			
07:29	0 EVANS R substitution in			
07:29				2 MOORE S substitution out
07:29				3 HAYES C substitution in
07:15	0 EVANS R 2pt FG from turnover in the paint, driving layup made (24)	<b>91-58</b>	<b>33</b>	
06:38		<b>91-61</b>	<b>30</b>	5 ALLEN T 3pt FG , jump shot made (16)
06:38				24 DANIELS D assist (3)
06:16	0 EVANS R 2pt FG in the paint, layup missed			
06:13				0 FUNDERBURK D defensive rebound (4)
06:08				4 HELLEMS J 3pt FG , jump shot missed
06:06	0 EVANS R defensive rebound (6)			
06:01	1 GRAY R turnover bad pass (1)			
05:59	0 EVANS R substitution out			
05:59	12 LINDNER J substitution in			
05:59				0 FUNDERBURK D substitution out
05:59				11 GIBSON J substitution in
05:59	15 BALLARD Q substitution out			
05:59	34 NGOM T substitution in			
05:56	12 LINDNER J steal (1)			4 HELLEMS J turnover bad pass (3)
05:53	1 GRAY R turnover bad pass (2)			3 HAYES C steal (1)
05:46				3 HAYES C 2pt FG from turnover outside the paint, jump shot missed
05:41				offensive rebound (17)
05:20		<b>91-64</b>	<b>27</b>	3 HAYES C 3pt FG from turnover second chance, jump shot made (6)
05:03	11 JACK N 2pt FG in the paint, layup made (10)	<b>93-64</b>	<b>29</b>	
05:03	1 GRAY R assist (4)			
04:48		<b>93-66</b>	<b>27</b>	24 DANIELS D 2pt FG in the paint, layup made (14)



**NC State at Florida State**

01/13/21 Donald L. Tucker Center, Tallahassee  
2020-21 FSU Men's Basketball

**Game Time:** 6:30 PM  
**Game Duration:** 1:54  
**Attendance:** 2,837

**Officials:** Lee Cassell, Jeffrey Clark, Pat Driscoll

Game Time	FSU	Score	Diff	NCSU
04:35	34 NGOM T foul offensive (1 - 8)			4 HELLEMS J foul drawn (5)
04:35	34 NGOM T turnover offensive (1)			
04:35	31 WILKES W substitution out			
04:35	2 POLITE A substitution in			
04:35				5 ALLEN T substitution out
04:35				24 DANIELS D substitution out
04:35				1 SEABRON D substitution in
04:35				2 MOORE S substitution in
04:23				2 MOORE S 3pt FG from turnover, jump shot missed
04:21				offensive dead ball rebound (3)
04:21	1 GRAY R foul personal (3 - 9)			11 GIBSON J foul drawn (2)
04:20	1 GRAY R substitution out			
04:20	10 OSBORNE M substitution in			
04:20				11 GIBSON J 1&1 free throw 1 missed
04:19	11 JACK N defensive rebound (1)			
04:10	10 OSBORNE M 3pt FG , jump shot missed			
04:07				4 HELLEMS J defensive rebound (5)
04:02				3 HAYES C 2pt FG in the paint, jump shot blocked
04:02	34 NGOM T block (2)			
03:58				4 HELLEMS J offensive rebound (6)
03:56				4 HELLEMS J 2pt FG second chance outside the paint, jump shot missed
03:54	34 NGOM T defensive rebound (2)			
03:44	11 JACK N 2pt FG fast break in the paint, layup made (12)	<b>95-66</b>	<b>29</b>	
03:44	12 LINDNER J assist (1)			
03:29		<b>95-69</b>	<b>26</b>	3 HAYES C 3pt FG , jump shot made (9)
03:03	11 JACK N 3pt FG , jump shot made (15)	<b>98-69</b>	<b>29</b>	
03:03	2 POLITE A assist (4)			
02:46				3 HAYES C 2pt FG in the paint, driving layup blocked
02:46	34 NGOM T block (3)			
02:41	34 NGOM T defensive rebound (3)			
02:40	11 JACK N 3pt FG fast break, jump shot made (18)	<b>101-69</b>	<b>32</b>	
02:40	12 LINDNER J assist (2)			
02:38	Timeout 30 Sec			
02:38	Timeout media			
02:38	2 POLITE A substitution out			
02:38	11 JACK N substitution out			
02:38	34 NGOM T substitution out			
02:38	5 KOPRIVICA B substitution in			
02:38	20 LIGHT T substitution in			
02:38	33 MILES W substitution in			
02:38				4 HELLEMS J substitution out
02:38				30 FARRAR N substitution in
02:22				3 HAYES C 3pt FG , jump shot missed
02:18	10 OSBORNE M defensive rebound (3)			
02:06	5 KOPRIVICA B 2pt FG in the paint, layup blocked			
02:06				11 GIBSON J block (1)
02:02	10 OSBORNE M offensive rebound (4)			
02:02	12 LINDNER J foul drawn (1)			2 MOORE S foul personal (3 - 4)



**NC State at Florida State**

01/13/21 Donald L. Tucker Center, Tallahassee  
2020-21 FSU Men's Basketball

**Game Time:** 6:30 PM  
**Game Duration:** 1:54  
**Attendance:** 2,837

**Officials:** Lee Cassell, Jeffrey Clark, Pat Driscoll

Game Time	FSU	Score	Diff	NCSU
01:57	5 KOPRIVICA B 2pt FG second chance in the paint, dunk, made (6)	<b>103-69</b>	<b>34</b>	
01:57	33 MILES W assist (1)			
01:38	12 LINDNER J steal (2)			1 SEABRON D turnover lost ball (1)
01:27	20 LIGHT T foul drawn (1)			1 SEABRON D foul personal (1 - 5)
01:27	5 KOPRIVICA B substitution out			
01:27	15 BALLARD Q substitution in			
01:17	15 BALLARD Q 2pt FG from turnover in the paint, alleyoop made (2)	<b>105-69</b>	<b>36</b>	
01:17	12 LINDNER J assist (3)			
00:57		<b>105-71</b>	<b>34</b>	1 SEABRON D 2pt FG in the paint, dunk, made (6)
00:57				3 HAYES C assist (4)
00:40	33 MILES W turnover lost ball (1)			30 FARRAR N steal (1)
00:20		<b>105-73</b>	<b>32</b>	2 MOORE S 2pt FG from turnover outside the paint, jump shot made (6)
00:20				3 HAYES C assist (5)
<b>END OF GAME</b>				
<b>FSU 105-73 NCSU</b>				



**NC State at Florida State**

01/13/21 Donald L. Tucker Center, Tallahassee  
2020-21 FSU Men's Basketball

Game Time: 6:30 PM  
Game Duration: 1:54  
Attendance: 2,837

Officials: Lee Cassell, Jeffrey Clark, Pat Driscoll

**NC State - 41**

NO.	Name	Min	FG			Rebounds			Fouls		TP	AS	TO	ST	Blocks		+/-
			M-A	M-A	M-A	OR	DR	TOT	PF	FD					BS	BA	
0	DJ Funderburk	F 06:35	1-2	0-0	3-3	2	1	3	2	2	5	0	0	0	0	1	-9
4	Jericole Hellems	F 13:35	1-5	0-1	0-0	2	2	4	0	4	2	0	1	1	0	0	-6
2	Shakeel Moore	G 13:40	2-7	0-4	0-0	1	0	1	1	0	4	1	0	0	0	1	-11
3	Cam Hayes	G 13:39	2-8	2-4	0-0	0	2	2	0	0	6	2	0	1	0	2	-2
24	Devon Daniels	G 12:30	4-6	1-3	0-0	0	0	0	0	0	9	2	1	0	0	0	-4
1	Dereon Seabron	10:42	2-3	0-1	2-2	0	0	0	1	1	6	0	1	0	0	0	-7
5	Thomas Allen	12:10	3-4	3-3	0-0	0	1	1	1	0	9	0	1	1	0	0	1
10	Braxton Beverly	03:26	0-0	0-0	0-0	0	0	0	0	1	0	0	0	0	0	0	0
21	Ebenezer Dowuona	02:53	0-0	0-0	0-0	0	0	0	0	0	0	0	0	0	0	0	3
30	Nick Farrar	04:51	0-1	0-0	0-0	0	0	0	0	0	0	0	0	1	0	0	2
11	Jaylon Gibson	05:59	0-0	0-0	0-1	0	0	0	0	1	0	0	0	0	1	0	-2
Team						2	0	2			0		0				
<b>Totals</b>			15-36	6-16	5-6	7	6	13	5	9	41	5	4	4	1	4	-7

Shooting By Period		
2nd FG%	15-36	41.7%
3PT%	6-16	37.5%
FT%	5-6	83.3%
GM FG%	15-36	41.7%
3PT%	6-16	37.5%
FT%	5-6	83.3%

Dead Ball Rebounds: 1, 0

Technical Fouls::NONE

**Florida State - 48**

NO.	Name	Min	FG			Rebounds			Fouls		TP	AS	TO	ST	Blocks		+/-
			M-A	M-A	M-A	OR	DR	TOT	PF	FD					BS	BA	
1	RaiQuan Gray	F 11:39	0-1	0-0	0-0	0	2	2	2	0	0	2	2	0	0	0	3
5	Balsa Koprivica	C 04:59	2-3	0-0	0-0	0	0	0	1	1	4	0	0	0	1	1	8
0	RayQuan Evans	G 08:56	5-7	1-1	0-0	1	3	4	0	1	11	0	0	0	0	0	-2
2	Anthony Polite	G 09:44	1-1	0-0	0-0	0	1	1	0	0	2	2	0	1	0	0	9
23	M.J. Walker	G 07:59	3-4	1-2	0-0	0	1	1	2	0	7	2	1	0	1	0	4
4	Scottie Barnes	03:16	2-3	0-0	1-1	0	0	0	1	1	5	1	0	0	0	0	3
24	Sardar Calhoun	07:27	1-2	0-1	0-0	0	0	0	0	0	2	0	1	0	0	0	0
34	Tanor Ngom	05:16	1-1	0-0	0-0	1	2	3	1	0	2	0	1	0	2	0	1
10	Malik Osborne	09:19	0-2	0-1	0-0	1	3	4	1	0	0	0	0	0	0	0	2
31	Wyatt Wilkes	08:44	0-0	0-0	0-0	0	0	0	0	0	0	0	0	0	0	0	-1
11	Nathanael Jack	06:40	5-5	3-3	0-0	0	1	1	0	0	13	0	0	0	0	0	5
15	Quincy Ballard	04:46	1-1	0-0	0-0	0	1	1	1	0	2	0	1	0	0	0	1
12	Justin Lindner	05:59	0-0	0-0	0-0	0	0	0	0	1	0	3	0	2	0	0	2
20	Travis Light	02:38	0-0	0-0	0-0	0	0	0	0	1	0	0	0	0	0	0	0
33	Will Miles	02:38	0-0	0-0	0-0	0	0	0	0	0	0	1	1	0	0	0	0
Team						0	0	0			0		0				
<b>Totals</b>			21-30	5-8	1-1	3	14	17	9	5	48	11	7	3	4	1	7

Shooting By Period		
2nd FG%	21-30	70.0%
3PT%	5-8	62.5%
FT%	1-1	100%
GM FG%	21-30	70.0%
3PT%	5-8	62.5%
FT%	1-1	100.0%

Dead Ball Rebounds: 0, 0

Technical Fouls::NONE

	NCSU	FSU
Biggest lead	0 (1 <sup>st</sup> 20:00)	36 (2 <sup>nd</sup> 1:17)
Best Scoring Run	6(2 <sup>nd</sup> 5:20)	10(2 <sup>nd</sup> 1:17)
Lead Changes	0	
Times Tied	0	
Time with Lead	00:00	19:45

	NCSU	FSU
Points from		
Turnovers	9	6
Paint	16	30
Second Chance	8	6
Fast Breaks	4	15
Bench	15	24

	Period by Period Scoring		
	1st	2nd	TOT
NCSU	32	41	73
FSU	57	48	105

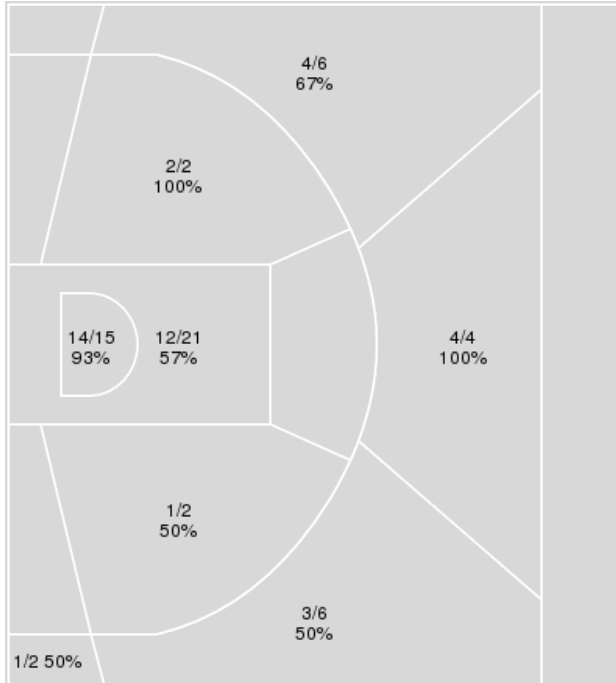


**Officials:** Lee Cassell, Jeffrey Clark, Pat Driscoll

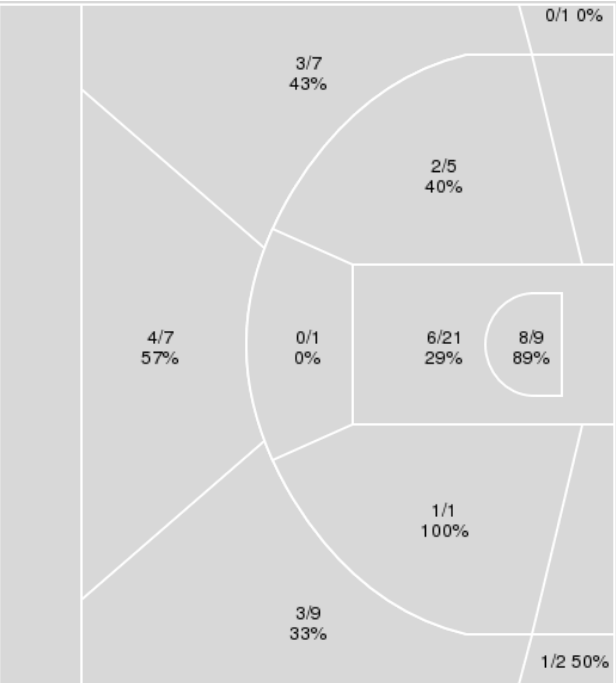
{ Players => All; } FG Types => All; Results => All;

{ Players => All; } FG Types => All; Results => All;

**Florida State**



**NC State**



Florida State	M/A	%
Field Goals	41/58	71
2 Points	29/40	72
3 Points	12/18	67
Free Throws	11/11	100

NC State	M/A	%
Field Goals	28/63	44
2 Points	17/37	46
3 Points	11/26	42
Free Throws	6/8	75



**NC State at Florida State**

01/13/21 Donald L. Tucker Center, Tallahassee  
2020-21 FSU Men's Basketball

**Game Time:** 6:30 PM  
**Game Duration:** 1:54  
**Attendance:** 2,837

**Officials:** Lee Cassell, Jeffrey Clark, Pat Driscoll

**NC State**

No	Name	Mins		Score		Points Diff		Points per Min		Assists		Rebounds		Steals		Turnovers	
		On	Off	On	Off	On	Off	On	Off	On	Off	On	Off	On	Off	On	Off
0	DJ Funderburk	17:08	22:52	25 - 48	48 - 57	-23	-9	1.46	2.10	3	7	8	11	1	4	6	5
1	Dereon Seabron	10:42	29:18	22 - 29	51 - 76	-7	-25	2.06	1.74	4	6	5	14	3	2	2	9
2	Shakeel Moore	25:25	14:35	40 - 66	33 - 39	-26	-6	1.57	2.26	6	4	15	4	2	3	8	3
3	Cam Hayes	22:21	17:39	44 - 56	29 - 49	-12	-20	1.97	1.64	8	2	13	6	3	2	7	4
4	Jericole Hellems	33:35	06:25	57 - 88	16 - 17	-31	-1	1.70	2.49	7	3	19	0	3	2	9	2
5	Thomas Allen	22:41	17:19	47 - 58	26 - 47	-11	-21	2.07	1.50	6	4	11	8	4	1	4	7
10	Braxton Beverly	17:07	22:53	34 - 50	39 - 55	-16	-16	1.99	1.70	4	6	5	14	2	3	4	7
11	Jaylon Gibson	10:47	29:13	18 - 28	55 - 77	-10	-22	1.67	1.88	2	8	4	15	2	3	4	7
21	Ebenezer Dowuona	02:53	37:07	10 - 7	63 - 98	3	-35	3.47	1.70	1	9	0	19	1	4	0	11
24	Devon Daniels	32:30	07:30	60 - 89	13 - 16	-29	-3	1.85	1.73	7	3	13	6	3	2	10	1
30	Nick Farrar	04:51	35:09	8 - 6	65 - 99	2	-34	1.65	1.85	2	8	2	17	1	4	1	10

**Florida State**

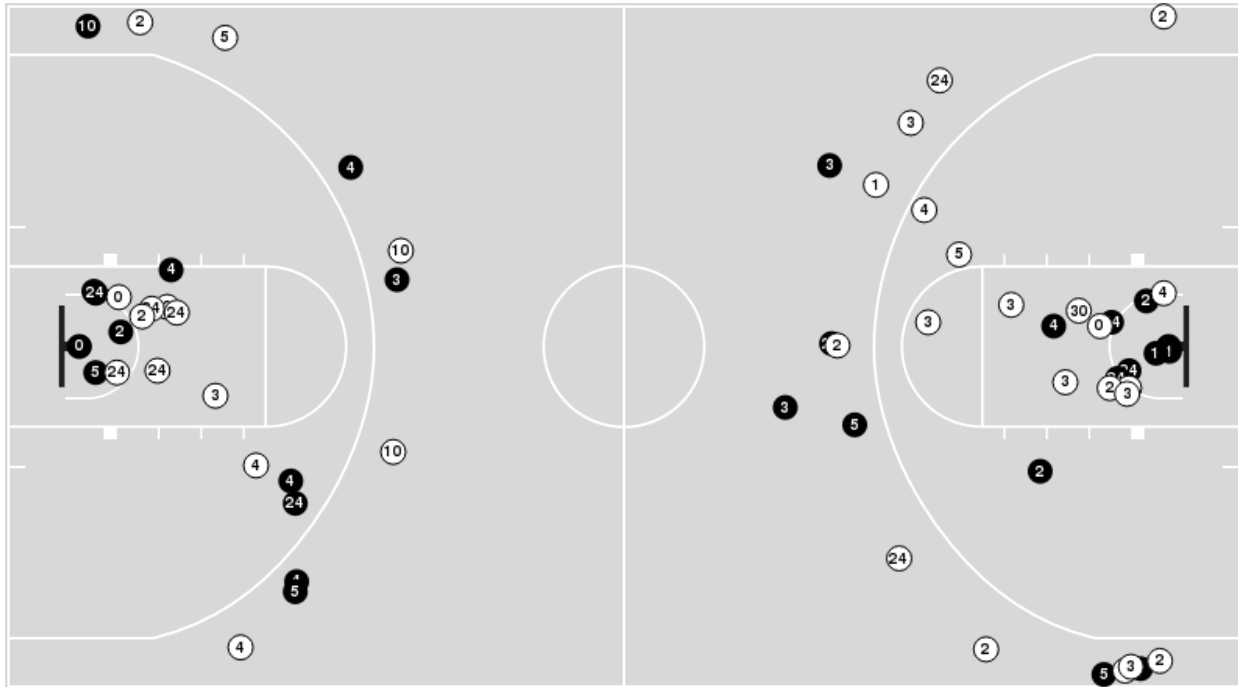
No	Name	Mins		Score		Points Diff		Points per Min		Assists		Rebounds		Steals		Turnovers	
		On	Off	On	Off	On	Off	On	Off	On	Off	On	Off	On	Off	On	Off
0	RayQuan Evans	18:49	21:11	45 - 33	60 - 40	12	20	2.39	2.83	7	17	16	16	3	3	6	5
1	RaiQuan Gray	21:40	18:20	60 - 47	45 - 26	13	19	2.77	2.45	14	10	14	18	3	3	5	6
2	Anthony Polite	20:55	19:05	61 - 41	44 - 32	20	12	2.92	2.31	15	9	16	16	3	3	4	7
4	Scottie Barnes	13:23	26:37	40 - 26	65 - 47	14	18	2.99	2.44	10	14	9	23	1	5	1	10
5	Balsa Koprivica	14:19	25:41	43 - 18	62 - 55	25	7	3.00	2.41	12	12	11	21	5	1	2	9
10	Malik Osborne	19:59	20:01	49 - 39	56 - 34	10	22	2.45	2.80	11	13	19	13	1	5	5	6
11	Nathanael Jack	12:14	27:46	33 - 19	72 - 54	14	18	2.70	2.59	8	16	10	22	4	2	6	5
12	Justin Lindner	05:59	34:01	14 - 12	91 - 61	2	30	2.34	2.68	6	18	5	27	2	4	3	8
15	Quincy Ballard	04:46	35:14	10 - 9	95 - 64	1	31	2.10	2.70	2	22	3	29	0	6	3	8
20	Travis Light	02:38	37:22	4 - 4	101 - 69	0	32	1.52	2.70	2	22	2	30	1	5	1	10
23	M.J. Walker	22:25	17:35	61 - 41	44 - 32	20	12	2.72	2.50	14	10	18	14	1	5	4	7
24	Sardaar Calhoun	14:51	25:09	38 - 29	67 - 44	9	23	2.56	2.66	5	19	14	18	0	6	3	8
31	Wyatt Wilkes	15:23	24:37	37 - 25	68 - 48	12	20	2.41	2.76	5	19	12	20	4	2	7	4
33	Will Miles	02:38	37:22	4 - 4	101 - 69	0	32	1.52	2.70	2	22	2	30	1	5	1	10
34	Tanor Ngom	10:01	29:59	26 - 18	79 - 55	8	24	2.60	2.63	7	17	9	23	1	5	4	7



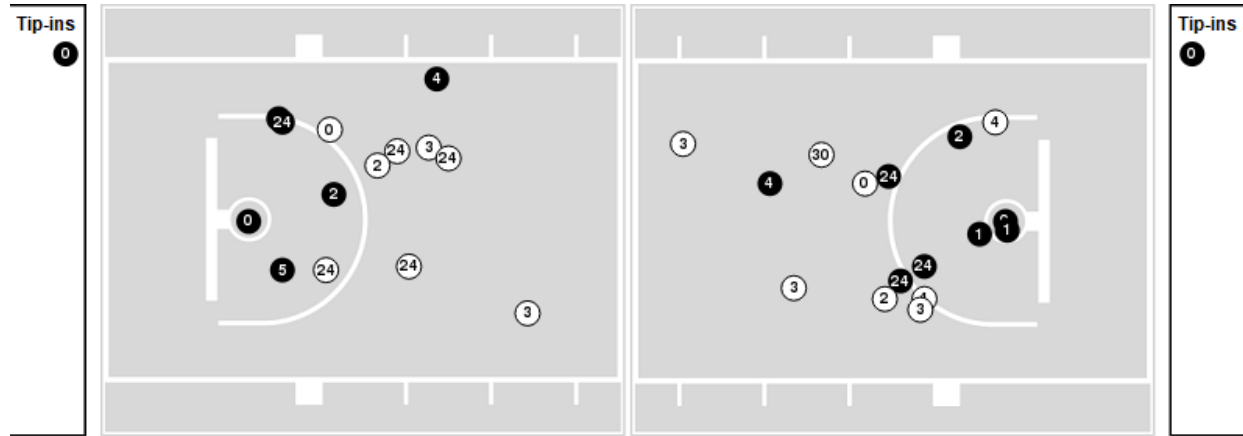


Players => AllFG Types=>AllResults=>All  
**NC State**

**All Field Goals**



**Blow Up Chart**



● Made    ○ Missed    N - Player Number

NC State	M/A	%
Field Goals	28/63	44
2 Points	17/37	46
3 Points	11/26	42
Free Throws	6/8	75

NC State	M/A	%
Points in the Paint	28 (14 / 30)	47
Fast Break Points	7 (5/6)	83
Second Chance Points	10 (5/11)	45
Effective FG%	53	

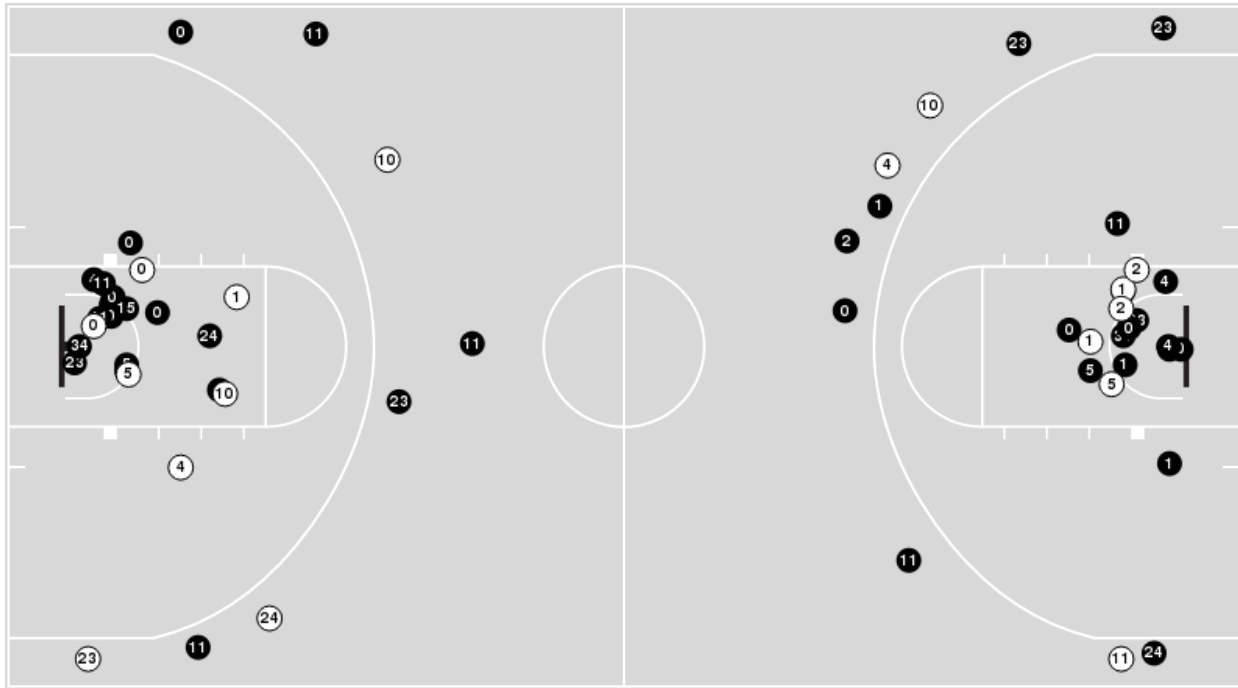


**Officials:** Lee Cassell, Jeffrey Clark, Pat Driscoll

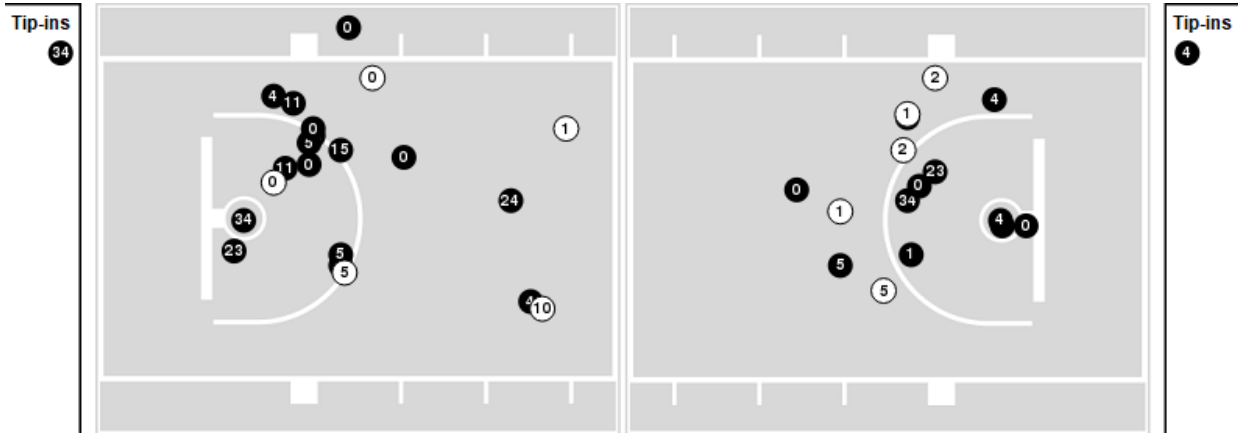
Players => AllFG Types=>AllResults=>All

**Florida State**

**All Field Goals**



**Blow Up Chart**



● Made    ○ Missed    N - Player Number

Florida State	M/A	%
Field Goals	41/58	71
2 Points	29/40	72
3 Points	12/18	67
Free Throws	11/11	100

Florida State	M/A	%
Points in the Paint	52 (26 / 36)	72
Fast Break Points	27 (12/12)	100
Second Chance Points	10 (5/6)	83
Effective FG%	81	



**NC State at Florida State**

01/13/21 Donald L. Tucker Center, Tallahassee  
2020-21 FSU Men's Basketball

**Game Time:** 6:30 PM  
**Game Duration:** 1:54  
**Attendance:** 2,837

**Officials:** Lee Cassell, Jeffrey Clark, Pat Driscoll

**NC State**

Lineup	Quarter On	Time On	Quarter Off	Time Off	Time on Court	Score	Score Diff	Reb	Stl	Tov	Ass	PPP
0- Funderburk D/ 2- Moore S/ 3- Hayes C/ 4- Hellems J/ 24- Daniels D/	1	20:00	1	15:28	04:32	9-13	-4	1	0	1	2	1.8443
0- Funderburk D/ 4- Hellems J/ 5- Allen T/ 10- Beverly B/ 24- Daniels D/	1	15:28	1	14:21	01:07	2-4	-2	1	0	1	0	0.6667
4- Hellems J/ 5- Allen T/ 10- Beverly B/ 11- Gibson J/ 24- Daniels D/	1	14:21	1	12:14	02:07	2-7	-5	0	0	0	0	0.6667
0- Funderburk D/ 4- Hellems J/ 5- Allen T/ 10- Beverly B/ 24- Daniels D/	1	12:14	1	09:36	02:38	2-4	-2	1	1	0	0	0.5000
0- Funderburk D/ 2- Moore S/ 3- Hayes C/ 4- Hellems J/ 24- Daniels D/	1	09:36	1	07:49	01:47	0-5	-5	0	0	2	0	0.0000
0- Funderburk D/ 2- Moore S/ 4- Hellems J/ 10- Beverly B/ 24- Daniels D/	1	07:49	1	07:20	00:29	0-1	-1	0	0	0	0	0.0000
2- Moore S/ 4- Hellems J/ 10- Beverly B/ 11- Gibson J/ 24- Daniels D/	1	07:20	1	04:39	02:41	4-7	-3	1	0	2	0	0.8000
2- Moore S/ 4- Hellems J/ 5- Allen T/ 10- Beverly B/ 24- Daniels D/	1	04:39	1	02:23	02:16	5-7	-2	2	0	0	1	1.2500
3- Hayes C/ 4- Hellems J/ 5- Allen T/ 10- Beverly B/ 24- Daniels D/	1	02:23	2	20:00	02:23	8-9	-1	0	0	1	2	1.6000
0- Funderburk D/ 2- Moore S/ 3- Hayes C/ 4- Hellems J/ 24- Daniels D/	2	20:00	2	17:06	02:54	5-7	-2	4	0	0	0	1.1261
0- Funderburk D/ 1- Seabron D/ 2- Moore S/ 3- Hayes C/ 24- Daniels D/	2	17:06	2	16:45	00:21	1-2	-1	0	0	1	0	0.6944
0- Funderburk D/ 1- Seabron D/ 5- Allen T/ 10- Beverly B/ 24- Daniels D/	2	16:45	2	16:12	00:33	1-4	-3	0	0	0	0	0.6944
1- Seabron D/ 5- Allen T/ 10- Beverly B/ 21- Dowuona E/ 24- Daniels D/	2	16:12	2	13:19	02:53	10-7	3	0	1	0	1	2.2523
1- Seabron D/ 2- Moore S/ 4- Hellems J/ 5- Allen T/ 24- Daniels D/	2	13:19	2	12:13	01:06	1-2	-1	1	0	0	0	0.6944
1- Seabron D/ 2- Moore S/ 3- Hayes C/ 4- Hellems J/ 5- Allen T/	2	12:13	2	10:59	01:14	2-2	0	2	1	0	1	0.6667
2- Moore S/ 3- Hayes C/ 4- Hellems J/ 5- Allen T/ 30- Farrar N/	2	10:59	2	09:18	01:41	4-2	2	2	0	0	0	2.0000
2- Moore S/ 4- Hellems J/ 5- Allen T/ 24- Daniels D/ 30- Farrar N/	2	09:18	2	08:46	00:32	0-0	0	0	0	0	0	0.0000
0- Funderburk D/ 2- Moore S/ 4- Hellems J/ 5- Allen T/ 24- Daniels D/	2	08:46	2	07:29	01:17	2-6	-4	0	0	1	0	0.6667
0- Funderburk D/ 3- Hayes C/ 4- Hellems J/ 5- Allen T/ 24- Daniels D/	2	07:29	2	05:59	01:30	3-2	1	1	0	0	1	1.5000
3- Hayes C/ 4- Hellems J/ 5- Allen T/ 11- Gibson J/ 24- Daniels D/	2	05:59	2	04:35	01:24	5-2	3	1	1	1	0	1.6667
1- Seabron D/ 2- Moore S/ 3- Hayes C/ 4- Hellems J/ 11- Gibson J/	2	04:35	2	02:38	01:57	3-8	-5	2	0	0	0	0.6757
1- Seabron D/ 2- Moore S/ 3- Hayes C/ 11- Gibson J/ 30- Farrar N/	2	02:38	2	00:00	02:38	4-4	0	0	1	1	2	1.0000



**NC State at Florida State**

01/13/21 Donald L. Tucker Center, Tallahassee  
2020-21 FSU Men's Basketball

**Game Time:** 6:30 PM  
**Game Duration:** 1:54  
**Attendance:** 2,837

**Officials:** Lee Cassell, Jeffrey Clark, Pat Driscoll

**Florida State**

Lineup	Quarter On	Time On	Quarter Off	Time Off	Time on Court	Score	Score Diff	Reb	Stl	Tov	Ass	PPP
0- Evans R/ 1- Gray R/ 2- Polite A/ 5- Koprivica B/ 23- Walker M/	1	20:00	1	17:44	02:16	6-6	0	1	0	0	2	2.0000
1- Gray R/ 2- Polite A/ 4- Barnes S/ 5- Koprivica B/ 23- Walker M/	1	17:44	1	14:21	03:23	11-5	6	2	0	0	3	1.8707
0- Evans R/ 2- Polite A/ 10- Osborne M/ 23- Walker M/ 34- Ngom T/	1	14:21	1	14:02	00:19	0-0	0	0	0	1	0	0.0000
0- Evans R/ 10- Osborne M/ 23- Walker M/ 24- Calhoun S/ 34- Ngom T/	1	14:02	1	12:14	01:48	7-2	5	2	0	0	1	2.4306
4- Barnes S/ 10- Osborne M/ 23- Walker M/ 24- Calhoun S/ 34- Ngom T/	1	12:14	1	09:36	02:38	4-2	2	3	0	1	2	1.3333
2- Polite A/ 4- Barnes S/ 5- Koprivica B/ 11- Jack N/ 31- Wilkes W/	1	09:36	1	09:04	00:32	2-0	2	0	0	0	0	2.0000
0- Evans R/ 2- Polite A/ 5- Koprivica B/ 11- Jack N/ 31- Wilkes W/	1	09:04	1	07:20	01:44	4-0	4	2	2	2	1	1.1628
0- Evans R/ 1- Gray R/ 5- Koprivica B/ 11- Jack N/ 31- Wilkes W/	1	07:20	1	05:55	01:25	5-0	5	1	1	0	1	2.0492
1- Gray R/ 4- Barnes S/ 10- Osborne M/ 11- Jack N/ 31- Wilkes W/	1	05:55	1	05:55	00:00	0-0	0	0	0	0	0	0.0000
1- Gray R/ 2- Polite A/ 4- Barnes S/ 10- Osborne M/ 11- Jack N/	1	05:55	1	04:39	01:16	2-4	-2	1	0	0	0	1.0000
1- Gray R/ 2- Polite A/ 4- Barnes S/ 10- Osborne M/ 23- Walker M/	1	04:39	1	02:58	01:41	6-5	1	1	0	0	2	1.5000
0- Evans R/ 10- Osborne M/ 23- Walker M/ 24- Calhoun S/ 31- Wilkes W/	1	02:58	1	00:36	02:21	6-6	0	2	0	0	0	2.0833
4- Barnes S/ 10- Osborne M/ 23- Walker M/ 24- Calhoun S/ 31- Wilkes W/	1	00:36	1	00:36	00:00	2-0	2	0	0	0	0	2.2727
4- Barnes S/ 10- Osborne M/ 11- Jack N/ 24- Calhoun S/ 31- Wilkes W/	1	00:36	2	20:00	00:37	2-2	0	0	0	0	1	2.0000
0- Evans R/ 1- Gray R/ 2- Polite A/ 5- Koprivica B/ 23- Walker M/	2	20:00	2	17:33	02:27	7-5	2	2	0	0	2	2.3333
1- Gray R/ 2- Polite A/ 4- Barnes S/ 5- Koprivica B/ 23- Walker M/	2	17:33	2	16:45	00:48	2-2	0	0	1	0	1	1.0000
1- Gray R/ 2- Polite A/ 4- Barnes S/ 5- Koprivica B/ 24- Calhoun S/	2	16:45	2	16:12	00:33	4-0	4	1	0	0	1	2.0000
1- Gray R/ 2- Polite A/ 4- Barnes S/ 24- Calhoun S/ 34- Ngom T/	2	16:12	2	14:17	01:55	5-6	-1	1	0	0	0	2.0492
0- Evans R/ 1- Gray R/ 2- Polite A/ 10- Osborne M/ 24- Calhoun S/	2	14:17	2	13:19	00:58	2-4	-2	1	0	1	0	1.0000
0- Evans R/ 2- Polite A/ 10- Osborne M/ 24- Calhoun S/ 31- Wilkes W/	2	13:19	2	12:13	01:06	2-1	1	1	0	0	0	1.0000
0- Evans R/ 10- Osborne M/ 23- Walker M/ 24- Calhoun S/ 31- Wilkes W/	2	12:13	2	09:18	02:55	4-6	-2	3	0	1	0	0.8000
1- Gray R/ 10- Osborne M/ 11- Jack N/ 23- Walker M/ 31- Wilkes W/	2	09:18	2	09:18	00:00	0-0	0	0	0	0	0	0.0000
1- Gray R/ 11- Jack N/ 15- Ballard Q/ 23- Walker M/ 31- Wilkes W/	2	09:18	2	07:29	01:49	6-2	4	2	0	1	1	2.0000
0- Evans R/ 1- Gray R/ 11- Jack N/ 15- Ballard Q/ 31- Wilkes W/	2	07:29	2	05:59	01:30	2-3	-1	1	0	1	0	0.6667
1- Gray R/ 11- Jack N/ 12- Lindner J/ 15- Ballard Q/ 31- Wilkes W/	2	05:59	2	05:59	00:00	0-0	0	0	0	0	0	0.0000
1- Gray R/ 11- Jack N/ 12- Lindner J/ 31- Wilkes W/ 34- Ngom T/	2	05:59	2	04:35	01:24	2-5	-3	0	1	2	1	0.6667
1- Gray R/ 2- Polite A/ 11- Jack N/ 12- Lindner J/ 34- Ngom T/	2	04:35	2	04:20	00:15	0-0	0	0	0	0	0	0.0000
2- Polite A/ 10- Osborne M/ 11- Jack N/ 12- Lindner J/ 34- Ngom T/	2	04:20	2	02:38	01:42	8-3	5	3	0	0	3	2.0000
5- Koprivica B/ 10- Osborne M/ 12- Lindner J/ 20- Light T/ 33- Miles W/	2	02:38	2	01:27	01:11	2-0	2	2	1	0	1	2.0000
10- Osborne M/ 12- Lindner J/ 15- Ballard Q/ 20- Light T/ 33- Miles W/	2	01:27	2	00:00	01:27	2-4	-2	0	0	1	1	1.0000



**NC State at Florida State**

01/13/21 Donald L. Tucker Center, Tallahassee  
2020-21 FSU Men's Basketball

Game Time: 6:30 PM

Game Duration: 1:54

Attendance: 2,837

Officials: Lee Cassell, Jeffrey Clark, Pat Driscoll

**NC State**

Lineup	Time	Score	Score Diff	Pts/Min	Reb	Stl	Tov	Ass	PPP
0- Funderburk D/ 2- Moore S/ 3- Hayes C/ 4- Hellems J/ 24- Daniels D/	09:13	14-25	-11	1.5190	5	0	3	2	1.1364
0- Funderburk D/ 4- Hellems J/ 5- Allen T/ 10- Beverly B/ 24- Daniels D/	03:45	4-8	-4	1.0667	2	1	1	0	0.5714
1- Seabron D/ 5- Allen T/ 10- Beverly B/ 21- Dowuona E/ 24- Daniels D/	02:53	10-7	3	3.4682	0	1	0	1	2.2523
2- Moore S/ 4- Hellems J/ 10- Beverly B/ 11- Gibson J/ 24- Daniels D/	02:41	4-7	-3	1.4907	1	0	2	0	0.8000
1- Seabron D/ 2- Moore S/ 3- Hayes C/ 11- Gibson J/ 30- Farrar N/	02:38	4-4	0	1.5190	0	1	1	2	1.0000
3- Hayes C/ 4- Hellems J/ 5- Allen T/ 10- Beverly B/ 24- Daniels D/	02:23	8-9	-1	3.3566	0	0	1	2	1.6000
2- Moore S/ 4- Hellems J/ 5- Allen T/ 10- Beverly B/ 24- Daniels D/	02:16	5-7	-2	2.2059	2	0	0	1	1.2500
4- Hellems J/ 5- Allen T/ 10- Beverly B/ 11- Gibson J/ 24- Daniels D/	02:07	2-7	-5	0.9449	0	0	0	0	0.6667
1- Seabron D/ 2- Moore S/ 3- Hayes C/ 4- Hellems J/ 11- Gibson J/	01:57	3-8	-5	1.5385	2	0	0	0	0.6757
2- Moore S/ 3- Hayes C/ 4- Hellems J/ 5- Allen T/ 30- Farrar N/	01:41	4-2	2	2.3762	2	0	0	0	2.0000
0- Funderburk D/ 3- Hayes C/ 4- Hellems J/ 5- Allen T/ 24- Daniels D/	01:30	3-2	1	2.0000	1	0	0	1	1.5000
3- Hayes C/ 4- Hellems J/ 5- Allen T/ 11- Gibson J/ 24- Daniels D/	01:24	5-2	3	3.5714	1	1	1	0	1.6667
0- Funderburk D/ 2- Moore S/ 4- Hellems J/ 5- Allen T/ 24- Daniels D/	01:17	2-6	-4	1.5584	0	0	1	0	0.6667
1- Seabron D/ 2- Moore S/ 3- Hayes C/ 4- Hellems J/ 5- Allen T/	01:14	2-2	0	1.6216	2	1	0	1	0.6667
1- Seabron D/ 2- Moore S/ 4- Hellems J/ 5- Allen T/ 24- Daniels D/	01:06	1-2	-1	0.9091	1	0	0	0	0.6944
0- Funderburk D/ 1- Seabron D/ 5- Allen T/ 10- Beverly B/ 24- Daniels D/	00:33	1-4	-3	1.8182	0	0	0	0	0.6944
2- Moore S/ 4- Hellems J/ 5- Allen T/ 24- Daniels D/ 30- Farrar N/	00:32	0-0	0	0.0000	0	0	0	0	0.0000
0- Funderburk D/ 2- Moore S/ 4- Hellems J/ 10- Beverly B/ 24- Daniels D/	00:29	0-1	-1	0.0000	0	0	0	0	0.0000
0- Funderburk D/ 1- Seabron D/ 2- Moore S/ 3- Hayes C/ 24- Daniels D/	00:21	1-2	-1	2.8571	0	0	1	0	0.6944



**Officials:** Lee Cassell, Jeffrey Clark, Pat Driscoll

**Florida State**

Lineup	Time	Score	Score Diff	Pts/Min	Reb	Stl	Tov	Ass	PPP
0- Evans R/ 10- Osborne M/ 23- Walker M/ 24- Calhoun S/ 31- Wilkes W/	05:16	10-12	-2	1.8987	5	0	1	0	1.2690
0- Evans R/ 1- Gray R/ 2- Polite A/ 5- Koprivica B/ 23- Walker M/	04:43	13-11	2	2.7562	3	0	0	4	2.1667
1- Gray R/ 2- Polite A/ 4- Barnes S/ 5- Koprivica B/ 23- Walker M/	04:11	13-7	6	3.1076	2	1	0	4	1.6497
4- Barnes S/ 10- Osborne M/ 23- Walker M/ 24- Calhoun S/ 34- Ngom T/	02:38	4-2	2	1.5190	3	0	1	2	1.3333
1- Gray R/ 2- Polite A/ 4- Barnes S/ 24- Calhoun S/ 34- Ngom T/	01:55	5-6	-1	2.6087	1	0	0	0	2.0492
1- Gray R/ 11- Jack N/ 15- Ballard Q/ 23- Walker M/ 31- Wilkes W/	01:49	6-2	4	3.3028	2	0	1	1	2.0000
0- Evans R/ 10- Osborne M/ 23- Walker M/ 24- Calhoun S/ 34- Ngom T/	01:48	7-2	5	3.8889	2	0	0	1	2.4306
0- Evans R/ 2- Polite A/ 5- Koprivica B/ 11- Jack N/ 31- Wilkes W/	01:44	4-0	4	2.3077	2	2	2	1	1.1628
2- Polite A/ 10- Osborne M/ 11- Jack N/ 12- Lindner J/ 34- Ngom T/	01:42	8-3	5	4.7059	3	0	0	3	2.0000
1- Gray R/ 2- Polite A/ 4- Barnes S/ 10- Osborne M/ 23- Walker M/	01:41	6-5	1	3.5644	1	0	0	2	1.5000
0- Evans R/ 1- Gray R/ 11- Jack N/ 15- Ballard Q/ 31- Wilkes W/	01:30	2-3	-1	1.3333	1	0	1	0	0.6667
10- Osborne M/ 12- Lindner J/ 15- Ballard Q/ 20- Light T/ 33- Miles W/	01:27	2-4	-2	1.3793	0	0	1	1	1.0000
0- Evans R/ 1- Gray R/ 5- Koprivica B/ 11- Jack N/ 31- Wilkes W/	01:25	5-0	5	3.5294	1	1	0	1	2.0492
1- Gray R/ 11- Jack N/ 12- Lindner J/ 31- Wilkes W/ 34- Ngom T/	01:24	2-5	-3	1.4286	0	1	2	1	0.6667
1- Gray R/ 2- Polite A/ 4- Barnes S/ 10- Osborne M/ 11- Jack N/	01:16	2-4	-2	1.5789	1	0	0	0	1.0000
5- Koprivica B/ 10- Osborne M/ 12- Lindner J/ 20- Light T/ 33- Miles W/	01:11	2-0	2	1.6901	2	1	0	1	2.0000
0- Evans R/ 2- Polite A/ 10- Osborne M/ 24- Calhoun S/ 31- Wilkes W/	01:06	2-1	1	1.8182	1	0	0	0	1.0000
0- Evans R/ 1- Gray R/ 2- Polite A/ 10- Osborne M/ 24- Calhoun S/	00:58	2-4	-2	2.0690	1	0	1	0	1.0000
4- Barnes S/ 10- Osborne M/ 11- Jack N/ 24- Calhoun S/ 31- Wilkes W/	00:37	2-2	0	3.2432	0	0	0	1	2.0000
1- Gray R/ 2- Polite A/ 4- Barnes S/ 5- Koprivica B/ 24- Calhoun S/	00:33	4-0	4	7.2727	1	0	0	1	2.0000
2- Polite A/ 4- Barnes S/ 5- Koprivica B/ 11- Jack N/ 31- Wilkes W/	00:32	2-0	2	3.7500	0	0	0	0	2.0000
0- Evans R/ 2- Polite A/ 10- Osborne M/ 23- Walker M/ 34- Ngom T/	00:19	0-0	0	0.0000	0	0	1	0	0.0000
1- Gray R/ 2- Polite A/ 11- Jack N/ 12- Lindner J/ 34- Ngom T/	00:15	0-0	0	0.0000	0	0	0	0	0.0000
1- Gray R/ 4- Barnes S/ 10- Osborne M/ 11- Jack N/ 31- Wilkes W/	00:00	0-0	0	NaN	0	0	0	0	0.0000
4- Barnes S/ 10- Osborne M/ 23- Walker M/ 24- Calhoun S/ 31- Wilkes W/	00:00	2-0	2	∞	0	0	0	0	2.2727
1- Gray R/ 10- Osborne M/ 11- Jack N/ 23- Walker M/ 31- Wilkes W/	00:00	0-0	0	NaN	0	0	0	0	0.0000
1- Gray R/ 11- Jack N/ 12- Lindner J/ 15- Ballard Q/ 31- Wilkes W/	00:00	0-0	0	NaN	0	0	0	0	0.0000