



Officials: Jamie Luckie, Clarence Armstrong, Justin Porterfield

Wake Forest - 85

Record: 6-9 (3-9)

NO.	Name	F	Min	FG		3P		FT		Rebounds			Fouls		TP	AS	TO	ST	Blocks		+/-
				M-A	M-A	M-A	OR	DR	TOT	PF	FD	BS	BA								
1	Isaiah Mucius	F	18:12	1-5	1-3	1-2	0	1	1	1	2	4	0	2	0	0	0	0	0	1	-14
33	Ody Oguama	F	29:30	2-6	0-0	2-3	3	4	7	5	4	6	0	0	0	0	0	0	3	0	
4	Daivien Williamson	G	38:56	5-13	2-6	1-2	0	1	1	2	1	13	0	1	1	0	2	-10			
11	Ian DuBose	G	31:37	6-9	1-3	5-8	1	3	4	5	4	18	5	3	2	0	0	-2			
35	Carter Whitt	G	29:46	2-5	1-2	1-2	1	0	1	1	2	6	9	3	0	0	0	-14			
30	Emmanuel Okpomo		07:52	0-0	0-0	2-2	1	0	1	5	1	2	0	1	0	0	0	6			
20	Jonah Antonio		25:03	7-10	7-8	2-2	0	8	8	4	1	23	0	0	0	0	1	4			
0	Jahcobi Neath		09:43	1-2	0-0	0-0	0	1	1	1	0	2	2	2	0	0	0	1			
25	Ismael Massoud		09:14	1-4	0-2	0-0	0	2	2	1	1	2	0	0	0	0	0	-1			
2	Jalen Johnson		25:07	2-6	1-3	4-4	2	2	4	0	2	9	1	2	0	2	0	-5			
Team										1	1	2			0						
Totals				27-60	13-27	18-25	9	23	32	25	18	85	17	14	3	2	7	-7			

Shooting By Period		
1st FG%	11-26	42.3%
3PT%	5-13	38.5%
FT%	4-6	66.7%
2nd FG%	15-27	55.6%
3PT%	8-13	61.5%
FT%	11-15	73.3%
OT FG%	1-7	14.3%
3PT%	0-1	0.0%
FT%	3-4	75%
GM FG%	27-60	45.0%
3PT%	13-27	48.1%
FT%	18-25	72.0%

Dead Ball Rebounds: 5, 0

Technical Fouls::NONE

Florida State - 92

Record: 11-3 (7-2)

NO.	Name	F	Min	FG		3P		FT		Rebounds			Fouls		TP	AS	TO	ST	Blocks		+/-
				M-A	M-A	M-A	OR	DR	TOT	PF	FD	BS	BA								
1	RaiQuan Gray	F	37:25	7-10	0-0	10-10	4	8	12	3	7	24	4	0	1	3	0	11			
10	Malik Osborne	F	25:08	3-7	3-4	3-4	4	4	8	3	3	12	1	1	0	0	0	4			
31	Wyatt Wilkes	F	19:42	3-3	3-3	0-0	0	0	0	1	0	9	1	1	0	0	0	5			
0	RayQuan Evans	G	16:42	0-1	0-0	0-0	0	0	0	0	1	0	0	0	0	2	0	-2			
23	M.J. Walker	G	36:34	5-14	3-7	1-4	0	2	2	3	3	14	5	3	2	1	1	9			
34	Tanor Ngom		06:20	1-1	0-0	2-2	1	1	2	3	2	4	0	3	0	0	0	-3			
2	Anthony Polite		30:03	4-8	3-7	1-2	0	5	5	3	1	12	2	2	2	1	0	8			
4	Scottie Barnes		32:58	4-12	0-3	5-8	1	3	4	2	6	13	4	0	2	0	1	7			
24	Sardaar Calhoun		09:48	0-3	0-1	0-0	0	0	0	0	0	0	0	0	0	0	0	-1			
15	Quincy Ballard		07:21	0-0	0-0	2-2	1	0	1	0	1	2	0	1	0	0	0	-2			
11	Nathanael Jack		02:59	0-0	0-0	2-3	1	1	2	0	1	2	0	1	0	0	0	-1			
Team										1	2	3			0						
Totals				27-59	12-25	26-35	13	26	39	18	25	92	17	12	7	7	2	7			

Shooting By Period		
1st FG%	14-27	51.9%
3PT%	5-11	45.5%
FT%	8-11	72.7%
2nd FG%	12-27	44.4%
3PT%	7-13	53.8%
FT%	8-10	80%
OT FG%	1-5	20.0%
3PT%	0-1	0.0%
FT%	10-14	71.4%
GM FG%	27-59	45.8%
3PT%	12-25	48.0%
FT%	26-35	74.3%

Dead Ball Rebounds: 5, 0

Technical Fouls::NONE

	WF	FSU
Biggest lead	3 (1st 19:03)	13 (2nd 14:15)
Best Scoring Run	9 (2nd 10:59)	11 (1st 3:00)
Lead Changes	17	
Times Tied	12	
Time with Lead	11:30	28:28

Points from	WF	FSU
Turnovers	16	16
Paint	24	26
Second Chance	15	12
Fast Breaks	14	12
Bench	38	33

	Period by Period Scoring			
	1st	2nd	OT1	TOT
WF	31	49	5	85
FSU	41	39	12	92



Officials: Jamie Luckie, Clarence Armstrong, Justin Porterfield

Period 1

Quarter Starters:

FSU	0 Evans R	1 Gray R	10 Osborne M	23 Walker M	31 Wilkes W
WF	1 Mucius I	4 Williamson D	11 DuBose I	33 Oguama O	35 Whitt C

Game Time	FSU	Score	Diff	WF
20:00	10 OSBORNE M jumpball lost			33 OGUAMA O jumpball won
19:31				1 MUCIUS I 2pt FG outside the paint, turnaround jump shot missed
19:29	1 GRAY R defensive rebound (1)			
19:10	1 GRAY R 2pt FG outside the paint, jump shot missed			
19:07				33 OGUAMA O defensive rebound (1)
19:03		0-3	-3	11 DUBOSE I 3pt FG fast break, jump shot made (3)
19:03				35 WHITT C assist (1)
18:40	23 WALKER M 3pt FG , jump shot made (3)	3-3	0	
18:40	1 GRAY R assist (1)			
18:15		3-5	-2	4 WILLIAMSON D 2pt FG outside the paint, step back jump shot made (2)
18:04	31 WILKES W 3pt FG , jump shot made (3)	6-5	1	
18:04	1 GRAY R assist (2)			
17:46	10 OSBORNE M foul shooting (1 - 1)			11 DUBOSE I foul drawn (1)
17:46				11 DUBOSE I free throw 1 - 2 missed
17:46				offensive dead ball rebound (1)
17:46	10 OSBORNE M substitution out			
17:46	34 NGOM T substitution in			
17:46		6-6	0	11 DUBOSE I free throw 2 - 2 made (4)
17:25	23 WALKER M 2pt FG in the paint, turnaround jump shot made (5)	8-6	2	
17:02				1 MUCIUS I 3pt FG , jump shot missed
16:57	23 WALKER M defensive rebound (1)			
16:53	34 NGOM T foul offensive (1 - 2)			1 MUCIUS I foul drawn (1)
16:53	34 NGOM T turnover offensive (1)			
16:53	0 EVANS R substitution out			
16:53	31 WILKES W substitution out			
16:53	2 POLITE A substitution in			
16:53	4 BARNES S substitution in			
16:53				33 OGUAMA O substitution out
16:53				30 OKPOMO E substitution in
16:40		8-9	-1	4 WILLIAMSON D 3pt FG from turnover, jump shot made (5)
16:40				35 WHITT C assist (2)
16:28	34 NGOM T foul drawn (1)			30 OKPOMO E foul shooting (1 - 1)
16:28	34 NGOM T free throw 1 - 2 made (1)	9-9	0	
16:28	34 NGOM T free throw 2 - 2 made (2)	10-9	1	
16:02	23 WALKER M foul shooting (1 - 3)			30 OKPOMO E foul drawn (1)
16:02		10-10	0	30 OKPOMO E free throw 1 - 2 made (1)
16:02				11 DUBOSE I substitution out
16:02				20 ANTONIO J substitution in
16:02	1 GRAY R substitution out			
16:02	10 OSBORNE M substitution in			
16:02		10-11	-1	30 OKPOMO E free throw 2 - 2 made (2)



Officials: Jamie Luckie, Clarence Armstrong, Justin Porterfield

Game Time	FSU	Score	Diff	WF
15:49	2 POLITE A 3pt FG , jump shot made (3)	13-11	2	
15:49	23 WALKER M assist (1)			
15:30		13-14	-1	20 ANTONIO J 3pt FG , jump shot made (3)
15:30				35 WHITT C assist (3)
15:19	10 OSBORNE M 3pt FG , jump shot made (3)	16-14	2	
15:19	4 BARNES S assist (1)			
14:46				4 WILLIAMSON D 3pt FG , jump shot missed
14:42	34 NGOM T defensive rebound (1)			
14:39	34 NGOM T turnover bad pass (2)			
14:36		16-17	-1	20 ANTONIO J 3pt FG fast break from turnover, jump shot made (6)
14:36				35 WHITT C assist (4)
14:30	23 WALKER M 3pt FG , jump shot missed			
14:26	34 NGOM T offensive rebound (2)			
14:23	34 NGOM T foul drawn (2)			30 OKPOMO E foul personal (2 - 2)
14:23	Timeout media			
14:23	23 WALKER M substitution out			
14:23	34 NGOM T substitution out			
14:23	1 GRAY R substitution in			
14:23	24 CALHOUN S substitution in			
14:23				30 OKPOMO E substitution out
14:23				35 WHITT C substitution out
14:23				0 NEATH J substitution in
14:23				33 OGUAMA O substitution in
14:19	24 CALHOUN S 3pt FG second chance, jump shot missed			
14:16	1 GRAY R offensive rebound (2)			
14:15	1 GRAY R 2pt FG second chance in the paint, layup made (2)	18-17	1	
13:40				4 WILLIAMSON D turnover travel (1)
13:40				4 WILLIAMSON D substitution out
13:40				11 DUBOSE I substitution in
13:40				1 MUCIUS I substitution out
13:40				25 MASSOUD I substitution in
13:30	1 GRAY R 2pt FG from turnover in the paint, alleyoop made (4)	20-17	3	
13:30	4 BARNES S assist (2)			
13:13	10 OSBORNE M foul shooting (2 - 4)			33 OGUAMA O foul drawn (1)
13:13		20-18	2	33 OGUAMA O free throw 1 - 2 made (1)
13:13	10 OSBORNE M substitution out			
13:13	34 NGOM T substitution in			
13:13				33 OGUAMA O free throw 2 - 2 missed
13:12	1 GRAY R defensive rebound (3)			
13:06	34 NGOM T foul offensive (2 - 5)			33 OGUAMA O foul drawn (2)
13:06	34 NGOM T turnover offensive (3)			
13:06	34 NGOM T substitution out			
13:06	15 BALLARD Q substitution in			
12:57	2 POLITE A steal (1)			11 DUBOSE I turnover bad pass (1)
12:52	4 BARNES S 3pt FG from turnover, jump shot missed			
12:48				25 MASSOUD I defensive rebound (1)
12:26		20-21	-1	20 ANTONIO J 3pt FG , jump shot made (9)
12:26				0 NEATH J assist (1)



Officials: Jamie Luckie, Clarence Armstrong, Justin Porterfield

Game Time	FSU	Score	Diff	WF
12:04	24 CALHOUN S 2pt FG in the paint, layup missed			
12:02				33 OGUAMA O defensive rebound (2)
11:59				11 DUBOSE I 3pt FG , jump shot missed
11:53				33 OGUAMA O offensive rebound (3)
11:52				33 OGUAMA O 2pt FG second chance in the paint, layup blocked
11:52	1 GRAY R block (1)			
11:49	2 POLITE A defensive rebound (1)			
11:37	2 POLITE A 3pt FG , jump shot missed			
11:33	15 BALLARD Q offensive rebound (1)			
11:21	4 BARNES S 2pt FG second chance outside the paint, turnaround jump shot missed			
11:17				20 ANTONIO J defensive rebound (1)
10:59				0 NEATH J turnover bad pass (1)
10:59	Timeout media			
10:59	2 POLITE A substitution out			
10:59	23 WALKER M substitution in			
10:59				20 ANTONIO J substitution out
10:59				33 OGUAMA O substitution out
10:59				4 WILLIAMSON D substitution in
10:59				30 OKPOMO E substitution in
10:39	4 BARNES S 2pt FG from turnover in the paint, jump shot missed			
10:37				0 NEATH J defensive rebound (1)
10:28		20-23	-3	0 NEATH J 2pt FG in the paint, jump shot made (2)
10:09	23 WALKER M 2pt FG outside the paint, pull up jump shot made (7)	22-23	-1	
09:45				25 MASSOUD I 3pt FG , jump shot missed
09:43	1 GRAY R defensive rebound (4)			
09:37	15 BALLARD Q foul drawn (1)			30 OKPOMO E foul shooting (3 - 3)
09:37	15 BALLARD Q free throw fast break 1 - 2 made (1)	23-23	0	
09:37	4 BARNES S substitution out			
09:37	24 CALHOUN S substitution out			
09:37	0 EVANS R substitution in			
09:37	11 JACK N substitution in			
09:37				0 NEATH J substitution out
09:37				30 OKPOMO E substitution out
09:37				33 OGUAMA O substitution in
09:37				35 WHITT C substitution in
09:37	15 BALLARD Q free throw fast break 2 - 2 made (2)	24-23	1	
09:37	15 BALLARD Q substitution out			
09:37	31 WILKES W substitution in			
09:22		24-25	-1	25 MASSOUD I 2pt FG in the paint, layup made (2)
09:22				35 WHITT C assist (5)
08:58	23 WALKER M turnover lost ball (1)			
08:47		24-27	-3	35 WHITT C 2pt FG from turnover in the paint, floating jump shot made (2)
08:29	23 WALKER M 2pt FG outside the paint, pull up jump shot missed			
08:27				11 DUBOSE I defensive rebound (1)
08:18				4 WILLIAMSON D 2pt FG in the paint, jump shot blocked



Officials: Jamie Luckie, Clarence Armstrong, Justin Porterfield

Game Time	FSU	Score	Diff	WF
08:18	0 EVANS R block (1)			
08:14	11 JACK N defensive rebound (1)			
08:06	23 WALKER M foul drawn (1)			11 DUBOSE I foul shooting (1 - 4)
08:06	23 WALKER M free throw 1 - 2 missed			
08:06	offensive dead ball rebound (1)			
08:06	23 WALKER M free throw 2 - 2 missed			
08:06				25 MASSOUD I defensive rebound (2)
08:06	1 GRAY R substitution out			
08:06	15 BALLARD Q substitution in			
08:06				4 WILLIAMSON D substitution out
08:06				11 DUBOSE I substitution out
08:06				0 NEATH J substitution in
08:06				20 ANTONIO J substitution in
07:46				33 OGUAMA O 2pt FG in the paint, dunk, blocked
07:46	0 EVANS R block (2)			
07:46				offensive rebound (9)
07:45	Timeout media			
07:34				0 NEATH J turnover (2)
07:20	23 WALKER M 3pt FG from turnover, jump shot missed			
07:15	11 JACK N offensive rebound (2)			
07:13	11 JACK N foul drawn (1)			25 MASSOUD I foul shooting (1 - 5)
07:13	11 JACK N free throw 1 - 3 missed			
07:13	offensive dead ball rebound (2)			
07:13	11 JACK N free throw 2 - 3 made (1)	25-27	-2	
07:13				25 MASSOUD I substitution out
07:13				1 MUCIUS I substitution in
07:13	11 JACK N free throw 3 - 3 made (2)	26-27	-1	
07:00	23 WALKER M steal (1)			1 MUCIUS I turnover bad pass (1)
06:48	23 WALKER M foul drawn (2)			0 NEATH J foul personal (1 - 6)
06:48				0 NEATH J substitution out
06:48				4 WILLIAMSON D substitution in
06:39	11 JACK N turnover travel (1)			
06:38	11 JACK N substitution out			
06:38	2 POLITE A substitution in			
06:38	0 EVANS R substitution out			
06:38	4 BARNES S substitution in			
06:25	4 BARNES S steal (1)			35 WHITT C turnover lost ball (1)
06:19	15 BALLARD Q turnover travel (1)			
06:19	15 BALLARD Q substitution out			
06:19	1 GRAY R substitution in			
06:19				20 ANTONIO J substitution out
06:19				11 DUBOSE I substitution in
06:03	4 BARNES S steal (2)			11 DUBOSE I turnover bad pass (2)
05:58	2 POLITE A 3pt FG from turnover, jump shot missed			
05:55				11 DUBOSE I defensive rebound (2)
05:54		26-29	-3	11 DUBOSE I 2pt FG fast break in the paint, dunk, made (6)
05:29	31 WILKES W 3pt FG , jump shot made (6)	29-29	0	
05:29	2 POLITE A assist (1)			
05:00				1 MUCIUS I 2pt FG in the paint, jump shot blocked



Official Basketball Play by Play - First Half
Wake Forest at Florida State
 02/13/21 Donald L. Tucker Center, Tallahassee
 2020-21 FSU Men's Basketball

Game Time: 12:00 PM
Game Duration: 2:24
Attendance: 2,950

Officials: Jamie Luckie, Clarence Armstrong, Justin Porterfield

Game Time	FSU	Score	Diff	WF
05:00	1 GRAY R block (2)			
04:58	4 BARNES S defensive rebound (1)			
04:55	1 GRAY R foul drawn (1)			33 OGUAMA O foul shooting (1 - 7)
04:55	1 GRAY R free throw 1 - 2 made (5)	30-29	1	
04:55				1 MUCIUS I substitution out
04:55				33 OGUAMA O substitution out
04:55				2 JOHNSON J substitution in
04:55				30 OKPOMO E substitution in
04:55	1 GRAY R free throw 2 - 2 made (6)	31-29	2	
04:33				35 WHITT C 3pt FG , jump shot missed
04:29	defensive rebound (13)			
04:05	jump ball situation			
04:02	1 GRAY R 2pt FG in the paint, layup missed			
03:58	1 GRAY R offensive rebound (5)			
03:58	1 GRAY R 2pt FG second chance in the paint, layup made (8)	33-29	4	
03:50	4 BARNES S foul drawn (1)			30 OKPOMO E foul offensive (4 - 8)
03:50				30 OKPOMO E turnover offensive (1)
03:50	Timeout media			
03:50				30 OKPOMO E substitution out
03:50				25 MASSOUD I substitution in
03:38	2 POLITE A 2pt FG from turnover in the paint, dunk, made (5)	35-29	6	
03:38	23 WALKER M assist (2)			
03:13				2 JOHNSON J 3pt FG , jump shot missed
03:10	2 POLITE A defensive rebound (2)			
03:02	23 WALKER M 2pt FG in the paint, layup missed			
03:00	1 GRAY R offensive rebound (6)			
03:00	1 GRAY R 2pt FG second chance in the paint, layup made (10)	37-29	8	
03:00				Timeout 30 Sec
02:41				25 MASSOUD I 3pt FG , jump shot missed
02:38	1 GRAY R defensive rebound (7)			
02:21	23 WALKER M turnover bad pass (2)			
02:16				25 MASSOUD I 2pt FG from turnover outside the paint, jump shot missed
02:13	1 GRAY R defensive rebound (8)			
02:07	23 WALKER M turnover lost ball (3)			11 DUBOSE I steal (1)
01:51				11 DUBOSE I 2pt FG from turnover in the paint, layup missed
01:48				11 DUBOSE I offensive rebound (3)
01:48		37-31	6	11 DUBOSE I 2pt FG from turnover second chance in the paint, layup made (8)
01:19	1 GRAY R 2pt FG outside the paint, pull up jump shot made (12)	39-31	8	
01:19	23 WALKER M assist (3)			
01:03	4 BARNES S foul personal (1 - 6)			25 MASSOUD I foul drawn (1)
01:03	23 WALKER M substitution out			
01:03	31 WILKES W substitution out			
01:03	0 EVANS R substitution in			
01:03	24 CALHOUN S substitution in			
01:03				25 MASSOUD I substitution out
01:03				1 MUCIUS I substitution in
01:03	Timeout 30 Sec			
00:48				11 DUBOSE I 3pt FG , step back jump shot missed



Official Basketball Play by Play - First Half
Wake Forest at Florida State
02/13/21 Donald L. Tucker Center, Tallahassee
2020-21 FSU Men's Basketball

Game Time: 12:00 PM
Game Duration: 2:24
Attendance: 2,950

Officials: Jamie Luckie, Clarence Armstrong, Justin Porterfield

Game Time	FSU	Score	Diff	WF
00:40	2 POLITE A defensive rebound (3)			
00:21	2 POLITE A turnover lost ball (1)			
00:06				35 WHITT C turnover lost ball (2)
00:01	4 BARNES S 2pt FG fast break from turnover in the paint, dunk, made (2)	41-31	10	
END OF PERIOD				
FSU 41-31 WF				



Officials: Jamie Luckie, Clarence Armstrong, Justin Porterfield

Wake Forest - 31

NO.	Name	F	Min	FG			3P			FT			Rebounds			Fouls		TP	AS	TO	ST	Blocks		+/-
				M-A	M-A	M-A	OR	DR	TOT	PF	FD	BS	BA											
1	Isaiah Mucius	F	09:41	0-3	0-1	0-0	0	0	0	0	1	0	0	0	1	0	0	1	0	0	0	1	-6	
33	Ody Oguama	F	11:13	0-2	0-0	1-2	1	2	3	1	2	1	2	1	0	0	0	0	0	0	0	2	-3	
4	Daivien Williamson	G	16:01	2-4	1-2	0-0	0	0	0	0	0	0	0	0	5	0	1	0	0	1	0	-10		
11	Ian DuBose	G	15:51	3-6	1-3	1-2	1	2	3	1	1	8	0	2	1	0	2	1	0	0	0	-7		
35	Carter Whitt	G	15:14	1-2	0-1	0-0	0	0	0	0	0	0	0	2	5	2	0	0	0	0	0	-9		
30	Emmanuel Okpomo		04:57	0-0	0-0	2-2	0	0	0	4	1	2	0	1	0	1	0	0	0	0	0	-1		
20	Jonah Antonio		06:50	3-3	3-3	0-0	0	1	1	0	0	9	0	0	0	0	0	0	0	0	0	-1		
0	Jahcobi Neath		06:04	1-1	0-0	0-0	0	1	1	1	0	2	1	2	0	0	0	0	0	0	0	-3		
25	Ismael Massoud		09:14	1-4	0-2	0-0	0	2	2	1	1	2	0	0	0	0	0	0	0	0	0	-1		
2	Jalen Johnson		04:55	0-1	0-1	0-0	0	0	0	0	0	0	0	0	0	0	0	0	0	0	0	-9		
Team							1	0	1			0			0									
Totals				11-26	5-13	4-6	3	8	11	8	6	31	6	9	1	0	4	-10						

Shooting By Period		
1st FG%	11-26	42.3%
3PT%	5-13	38.5%
FT%	4-6	66.7%
GM FG%	11-26	42.3%
3PT%	5-13	38.5%
FT%	4-6	66.7%

Dead Ball Rebounds: 1, 0

Technical Fouls::NONE

Florida State - 41

NO.	Name	F	Min	FG			3P			FT			Rebounds			Fouls		TP	AS	TO	ST	Blocks		+/-
				M-A	M-A	M-A	OR	DR	TOT	PF	FD	BS	BA											
1	RaiQuan Gray	F	16:34	5-7	0-0	2-2	3	5	8	0	1	12	2	0	0	2	0	9						
10	Malik Osborne	F	05:03	1-1	1-1	0-0	0	0	0	2	0	3	0	0	0	0	3							
31	Wyatt Wilkes	F	11:41	2-2	2-2	0-0	0	0	0	0	0	6	0	0	0	0	9							
0	RayQuan Evans	G	07:09	0-0	0-0	0-0	0	0	0	0	0	0	0	0	0	2	3							
23	M.J. Walker	G	15:33	3-7	1-3	0-2	0	1	1	1	2	7	3	3	1	0	8							
34	Tanor Ngom		03:30	0-0	0-0	2-2	1	1	2	2	2	2	0	3	0	0	-2							
2	Anthony Polite		12:32	2-4	1-3	0-0	0	3	3	0	0	5	1	1	1	0	8							
4	Scottie Barnes		13:54	1-4	0-1	0-0	0	1	1	1	1	2	2	0	2	0	9							
24	Sardaar Calhoun		05:49	0-2	0-1	0-0	0	0	0	0	0	0	0	0	0	0	3							
15	Quincy Ballard		05:16	0-0	0-0	2-2	1	0	1	0	1	2	0	1	0	0	1							
11	Nathanael Jack		02:59	0-0	0-0	2-3	1	1	2	0	1	2	0	1	0	0	-1							
Team							0	1	1			0			0									
Totals				14-27	5-11	8-11	6	13	19	6	8	41	8	9	4	4	0	10						

Shooting By Period		
1st FG%	14-27	51.9%
3PT%	5-11	45.5%
FT%	8-11	72.7%
GM FG%	14-27	51.9%
3PT%	5-11	45.5%
FT%	8-11	72.7%

Dead Ball Rebounds: 2, 0

Technical Fouls::NONE

	WF	FSU
Biggest lead	3 (1st 19:03)	10 (1st 0:01)
Best Scoring Run	6 (1st 10:28)	11 (1st 3:00)
Lead Changes	13	
Times Tied	6	
Time with Lead	08:13	09:30

Points from	WF	FSU
Turnovers	10	8
Paint	10	14
Second Chance	2	8
Fast Breaks	8	4
Bench	15	13

	Period by Period Scoring			
	1st	2nd	OT1	TOT
WF	31	49	5	85
FSU	41	39	12	92



Period 2

Quarter Starters:

FSU	0 Evans R	1 Gray R	10 Osborne M	23 Walker M	31 Wilkes W
WF	1 Mucius I	4 Williamson D	11 DuBose I	33 Oguama O	35 Whitt C

Game Time	FSU	Score	Diff	WF
20:00	2 POLITE A substitution out			
20:00	4 BARNES S substitution out			
20:00	24 CALHOUN S substitution out			
20:00	10 OSBORNE M substitution in			
20:00	23 WALKER M substitution in			
20:00	31 WILKES W substitution in			
20:00				2 JOHNSON J substitution out
20:00				33 OGUAMA O substitution in
19:38		41-33	8	33 OGUAMA O 2pt FG in the paint, layup made (3)
19:38				11 DUBOSE I assist (1)
19:25	31 WILKES W 3pt FG , jump shot made (9)	44-33	11	
19:25	1 GRAY R assist (3)			
19:05				33 OGUAMA O 2pt FG in the paint, layup missed
19:02	10 OSBORNE M defensive rebound (1)			
18:55	31 WILKES W turnover bad pass (1)			4 WILLIAMSON D steal (1)
18:51		44-35	9	4 WILLIAMSON D 2pt FG fast break from turnover in the paint, layup made (7)
18:37	10 OSBORNE M 3pt FG , jump shot made (6)	47-35	12	
18:37	23 WALKER M assist (4)			
18:13	23 WALKER M foul shooting (2 - 1)			11 DUBOSE I foul drawn (2)
18:13		47-36	11	11 DUBOSE I free throw 1 - 2 made (9)
18:13		47-37	10	11 DUBOSE I free throw 2 - 2 made (10)
18:02	10 OSBORNE M turnover lost ball (1)			11 DUBOSE I steal (2)
17:58	1 GRAY R foul shooting (1 - 2)			1 MUCIUS I foul drawn (2)
17:58				1 MUCIUS I free throw fast break 1 - 2 missed
17:58				offensive dead ball rebound (2)
17:58		47-38	9	1 MUCIUS I free throw fast break 2 - 2 made (1)
17:43	0 EVANS R foul drawn (1)			35 WHITT C foul personal (1 - 1)
17:28	23 WALKER M 3pt FG , step back jump shot made (10)	50-38	12	
17:01		50-40	10	11 DUBOSE I 2pt FG in the paint, jump shot made (12)
16:36	1 GRAY R 2pt FG in the paint, dunk, made (14)	52-40	12	
16:36	23 WALKER M assist (5)			
16:08	10 OSBORNE M foul shooting (3 - 3)			4 WILLIAMSON D foul drawn (1)
16:08		52-41	11	4 WILLIAMSON D free throw 1 - 2 made (8)
16:08	0 EVANS R substitution out			
16:08	10 OSBORNE M substitution out			
16:08	31 WILKES W substitution out			
16:08	2 POLITE A substitution in			
16:08	4 BARNES S substitution in			
16:08	34 NGOM T substitution in			
16:08				4 WILLIAMSON D free throw 2 - 2 missed
16:05				33 OGUAMA O offensive rebound (4)
16:02		52-44	8	1 MUCIUS I 3pt FG second chance, jump shot made (4)



Wake Forest at Florida State

02/13/21 Donald L. Tucker Center, Tallahassee
2020-21 FSU Men's Basketball

Officials: Jamie Luckie, Clarence Armstrong, Justin Porterfield

Game Time	FSU	Score	Diff	WF
16:02				11 DUBOSE I assist (2)
15:40	2 POLITE A 3pt FG , jump shot made (8)	55-44	11	
15:40	4 BARNES S assist (3)			
15:14				1 MUCIUS I 3pt FG , jump shot missed
15:12	1 GRAY R defensive rebound (9)			
15:12	1 GRAY R foul drawn (2)			11 DUBOSE I foul personal (2 - 2)
15:12	Timeout media			
15:12				1 MUCIUS I substitution out
15:12				11 DUBOSE I substitution out
15:12				35 WHITT C substitution out
15:12				0 NEATH J substitution in
15:12				2 JOHNSON J substitution in
15:12				20 ANTONIO J substitution in
15:12	23 WALKER M substitution out			
15:12	24 CALHOUN S substitution in			
14:55	4 BARNES S 3pt FG , jump shot missed			
14:53	1 GRAY R offensive rebound (10)			
14:53	1 GRAY R foul drawn (3)			33 OGUAMA O foul personal (2 - 3)
14:40	24 CALHOUN S 2pt FG second chance in the paint, layup missed			
14:37				33 OGUAMA O defensive rebound (5)
14:28				2 JOHNSON J turnover bad pass (1)
14:15	34 NGOM T 2pt FG from turnover in the paint, dunk, made (4)	57-44	13	
14:15	2 POLITE A assist (2)			
13:51		57-47	10	20 ANTONIO J 3pt FG , jump shot made (12)
13:51				0 NEATH J assist (2)
13:39	4 BARNES S 2pt FG outside the paint, jump shot missed			
13:38				20 ANTONIO J defensive rebound (2)
13:38				4 WILLIAMSON D substitution out
13:38				35 WHITT C substitution in
13:38	1 GRAY R substitution out			
13:38	34 NGOM T substitution out			
13:38	15 BALLARD Q substitution in			
13:38	31 WILKES W substitution in			
13:12				20 ANTONIO J 3pt FG , jump shot missed
13:12				35 WHITT C offensive rebound (1)
13:09	31 WILKES W foul personal (1 - 4)			35 WHITT C foul drawn (1)
13:09				33 OGUAMA O substitution out
13:09				30 OKPOMO E substitution in
13:00				0 NEATH J 2pt FG second chance outside the paint, jump shot missed
12:56	2 POLITE A defensive rebound (4)			
12:47	2 POLITE A 3pt FG , jump shot made (11)	60-47	13	
12:47	4 BARNES S assist (4)			
12:31		60-50	10	20 ANTONIO J 3pt FG , jump shot made (15)
12:31				35 WHITT C assist (6)
12:20	4 BARNES S 2pt FG outside the paint, jump shot blocked			
12:20				2 JOHNSON J block (1)
12:20	offensive rebound (24)			
12:16	2 POLITE A 3pt FG second chance, jump shot missed			



Wake Forest at Florida State

02/13/21 Donald L. Tucker Center, Tallahassee
2020-21 FSU Men's Basketball

Game Time: 12:00 PM

Game Duration: 2:24

Attendance: 2,950

Officials: Jamie Luckie, Clarence Armstrong, Justin Porterfield

Game Time	FSU	Score	Diff	WF
12:14				20 ANTONIO J defensive rebound (3)
12:04				35 WHITT C 2pt FG in the paint, jump shot missed
12:02				30 OKPOMO E offensive rebound (1)
12:00		60-53	7	20 ANTONIO J 3pt FG second chance, jump shot made (18)
12:00				35 WHITT C assist (7)
11:33	2 POLITE A turnover bad pass (2)			
11:33	Timeout media			
11:33	4 BARNES S substitution out			
11:33	15 BALLARD Q substitution out			
11:33	0 EVANS R substitution in			
11:33	34 NGOM T substitution in			
11:33				0 NEATH J substitution out
11:33				30 OKPOMO E substitution out
11:33				35 WHITT C substitution out
11:33				4 WILLIAMSON D substitution in
11:33				11 DUBOSE I substitution in
11:33				33 OGUAMA O substitution in
11:14				4 WILLIAMSON D 2pt FG from turnover in the paint, floating jump shot missed
11:13				offensive dead ball rebound (3)
11:13	34 NGOM T foul personal (3 - 5)			33 OGUAMA O foul drawn (3)
11:13	24 CALHOUN S substitution out			
11:13	34 NGOM T substitution out			
11:13	10 OSBORNE M substitution in			
11:13	23 WALKER M substitution in			
10:59		60-56	4	4 WILLIAMSON D 3pt FG from turnover second chance, jump shot made (11)
10:50	Timeout 30 Sec			
10:33	10 OSBORNE M 3pt FG , jump shot made (9)	63-56	7	
10:33	31 WILKES W assist (1)			
09:56				4 WILLIAMSON D 3pt FG , step back jump shot missed
09:51				33 OGUAMA O offensive rebound (6)
09:51				33 OGUAMA O 2pt FG second chance in the paint, layup blocked
09:51	2 POLITE A block (1)			
09:49	23 WALKER M defensive rebound (2)			
09:45	23 WALKER M 2pt FG in the paint, layup missed			
09:43				20 ANTONIO J defensive rebound (4)
09:29		63-58	5	11 DUBOSE I 2pt FG outside the paint, jump shot made (14)
09:29	2 POLITE A substitution out			
09:29	31 WILKES W substitution out			
09:29	1 GRAY R substitution in			
09:29	4 BARNES S substitution in			
09:29				20 ANTONIO J substitution out
09:29				35 WHITT C substitution in
09:18	10 OSBORNE M 2pt FG in the paint, turnaround jump shot missed			
09:18				defensive rebound (20)
08:24				11 DUBOSE I substitution out
08:24				33 OGUAMA O substitution out



Wake Forest at Florida State

02/13/21 Donald L. Tucker Center, Tallahassee
2020-21 FSU Men's Basketball

Game Time: 12:00 PM

Game Duration: 2:24

Attendance: 2,950

Officials: Jamie Luckie, Clarence Armstrong, Justin Porterfield

Game Time	FSU	Score	Diff	WF
08:24				20 ANTONIO J substitution in
08:24				30 OKPOMO E substitution in
08:24		63-60	3	2 JOHNSON J 2pt FG in the paint, layup made (2)
08:24				35 WHITT C assist (8)
08:05	0 EVANS R 2pt FG in the paint, layup missed			
08:03				4 WILLIAMSON D defensive rebound (1)
07:57				20 ANTONIO J 2pt FG in the paint, jump shot missed
07:57	defensive rebound (26)			
07:57	Timeout media			
07:56				30 OKPOMO E substitution out
07:56				33 OGUAMA O substitution in
07:34	23 WALKER M 3pt FG , jump shot made (13)	66-60	6	
07:34	10 OSBORNE M assist (1)			
07:09		66-62	4	33 OGUAMA O 2pt FG in the paint, layup made (5)
07:09				35 WHITT C assist (9)
07:09	23 WALKER M foul shooting (3 - 6)			33 OGUAMA O foul drawn (4)
07:09				35 WHITT C substitution out
07:09				11 DUBOSE I substitution in
07:09		66-63	3	33 OGUAMA O free throw 1 - 1 made (6)
06:49	1 GRAY R 2pt FG in the paint, jump shot missed			
06:46				11 DUBOSE I defensive rebound (4)
06:42		66-66	0	20 ANTONIO J 3pt FG fast break, jump shot made (21)
06:42				11 DUBOSE I assist (3)
06:21	4 BARNES S foul drawn (2)			33 OGUAMA O foul shooting (3 - 4)
06:21	4 BARNES S free throw 1 - 2 made (3)	67-66	1	
06:21	4 BARNES S free throw 2 - 2 made (4)	68-66	2	
05:54				4 WILLIAMSON D 2pt FG in the paint, jump shot missed
05:54				2 JOHNSON J offensive rebound (1)
05:52	1 GRAY R foul shooting (2 - 7)			2 JOHNSON J foul drawn (1)
05:52		68-67	1	2 JOHNSON J free throw 1 - 2 made (3)
05:52	0 EVANS R substitution out			
05:52	2 POLITE A substitution in			
05:52		68-68	0	2 JOHNSON J free throw 2 - 2 made (4)
05:41	Timeout 30 Sec			
05:30	23 WALKER M 3pt FG , jump shot missed			
05:26	10 OSBORNE M offensive rebound (2)			
05:26	10 OSBORNE M foul drawn (1)			33 OGUAMA O foul personal (4 - 5)
05:26				33 OGUAMA O substitution out
05:26				30 OKPOMO E substitution in
05:12	10 OSBORNE M 3pt FG second chance, jump shot missed			
05:08				20 ANTONIO J defensive rebound (5)
05:08	2 POLITE A foul personal (1 - 8)			20 ANTONIO J foul drawn (1)
05:08		68-69	-1	20 ANTONIO J 1&1 free throw 1 made (22)
05:08		68-70	-2	20 ANTONIO J 1&1 free throw 2 made (23)
04:51	10 OSBORNE M 2pt FG outside the paint, jump shot missed			
04:48	10 OSBORNE M offensive rebound (3)			
04:40	4 BARNES S foul drawn (3)			11 DUBOSE I foul personal (3 - 6)
04:35	1 GRAY R foul drawn (4)			30 OKPOMO E foul shooting (5 - 7)
04:35				30 OKPOMO E substitution out



Wake Forest at Florida State

02/13/21 Donald L. Tucker Center, Tallahassee
2020-21 FSU Men's Basketball

Game Time: 12:00 PM

Game Duration: 2:24

Attendance: 2,950

Officials: Jamie Luckie, Clarence Armstrong, Justin Porterfield

Game Time	FSU	Score	Diff	WF
04:35				1 MUCIUS I substitution in
04:35	1 GRAY R free throw 1 - 2 made (15)	69-70	-1	
04:35	1 GRAY R free throw 2 - 2 made (16)	70-70	0	
04:19		70-72	-2	11 DUBOSE I 2pt FG in the paint, layup made (16)
04:19				2 JOHNSON J assist (1)
04:07	10 OSBORNE M foul drawn (2)			20 ANTONIO J foul personal (1 - 8)
04:07	10 OSBORNE M 1&1 free throw 1 made (10)	71-72	-1	
04:07	10 OSBORNE M 1&1 free throw 2 missed			
04:06	4 BARNES S offensive rebound (2)			
03:45	4 BARNES S 3pt FG second chance, jump shot missed			
03:43				20 ANTONIO J defensive rebound (6)
03:22				4 WILLIAMSON D 3pt FG , jump shot missed
03:20	10 OSBORNE M defensive rebound (4)			
03:05	1 GRAY R foul drawn (5)			11 DUBOSE I foul shooting (4 - 9)
03:05	Timeout media			
03:05				1 MUCIUS I substitution out
03:05				20 ANTONIO J substitution out
03:05				33 OGUAMA O substitution in
03:05				35 WHITT C substitution in
03:05	1 GRAY R 1&1 free throw 1 made (17)	72-72	0	
03:05	1 GRAY R 1&1 free throw 2 made (18)	73-72	1	
02:45	1 GRAY R steal (1)			11 DUBOSE I turnover bad pass (3)
02:41	1 GRAY R 2pt FG fast break from turnover in the paint, dunk, made (20)	75-72	3	
02:14		75-75	0	35 WHITT C 3pt FG , jump shot made (5)
02:14				11 DUBOSE I assist (4)
02:11				Timeout 30 Sec
02:11				35 WHITT C substitution out
02:11				20 ANTONIO J substitution in
01:56	23 WALKER M 2pt FG in the paint, layup blocked			
01:56				2 JOHNSON J block (2)
01:53				2 JOHNSON J defensive rebound (2)
01:30		75-78	-3	2 JOHNSON J 3pt FG , jump shot made (7)
01:30				11 DUBOSE I assist (5)
01:18	4 BARNES S 2pt FG in the paint, turnaround jump shot made (6)	77-78	-1	
00:59				2 JOHNSON J 3pt FG , jump shot missed
00:54	2 POLITE A defensive rebound (5)			
00:36	23 WALKER M 3pt FG , jump shot missed			
00:33				2 JOHNSON J defensive rebound (3)
00:19	2 POLITE A foul personal (2 - 9)			11 DUBOSE I foul drawn (3)
00:19		77-79	-2	11 DUBOSE I 1&1 free throw 1 made (17)
00:19				Timeout 30 Sec
00:13				11 DUBOSE I 1&1 free throw 2 missed
00:13	1 GRAY R defensive rebound (11)			
00:09	2 POLITE A foul drawn (1)			20 ANTONIO J foul shooting (2 - 10)
00:09	2 POLITE A free throw 1 - 2 missed			
00:09	offensive dead ball rebound (3)			
00:09	2 POLITE A free throw 2 - 2 made (12)	78-79	-1	
00:09				Timeout 60 Sec



Official Basketball Play by Play - Second Half

Wake Forest at Florida State

02/13/21 Donald L. Tucker Center, Tallahassee
2020-21 FSU Men's Basketball

Game Time: 12:00 PM

Game Duration: 2:24

Attendance: 2,950

Officials: Jamie Luckie, Clarence Armstrong, Justin Porterfield

Game Time	FSU	Score	Diff	WF
00:09				33 OGUAMA O substitution out
00:09				35 WHITT C substitution in
00:05	4 BARNES S foul personal (2 - 10)			11 DUBOSE I foul drawn (4)
00:05				11 DUBOSE I free throw 1 - 2 missed
00:05				offensive dead ball rebound (4)
00:05				35 WHITT C substitution out
00:05				33 OGUAMA O substitution in
00:05		78-80	-2	11 DUBOSE I free throw 2 - 2 made (18)
00:00	4 BARNES S 2pt FG fast break in the paint, driving layup made (8)	80-80	0	
END OF PERIOD				
FSU 80-80 WF				



Wake Forest at Florida State

02/13/21 Donald L. Tucker Center, Tallahassee
2020-21 FSU Men's Basketball

Game Time: 12:00 PM
Game Duration: 2:24
Attendance: 2,950

Officials: Jamie Luckie, Clarence Armstrong, Justin Porterfield

Wake Forest - 49

NO.	Name	Min	FG			Rebounds			Fouls		TP	AS	TO	ST	Blocks		+/-
			M-A	M-A	M-A	OR	DR	TOT	PF	FD					BS	BA	
1	Isaiah Mucius	F 06:18	1-2	1-2	1-2	0	0	0	0	1	4	0	0	0	0	0	-2
33	Ody Oguama	F 15:30	2-4	0-0	1-1	2	1	3	3	2	5	0	0	0	0	1	4
4	Daivien Williamson	G 17:55	2-6	1-3	1-2	0	1	1	0	1	6	0	0	1	0	0	7
11	Ian DuBose	G 15:06	3-3	0-0	4-6	0	1	1	3	3	10	5	1	1	0	0	5
35	Carter Whitt	G 10:12	1-2	1-1	0-0	1	0	1	1	1	3	4	0	0	0	0	2
0	Jahcobi Neath	03:39	0-1	0-0	0-0	0	0	0	0	0	0	1	0	0	0	0	4
2	Jalen Johnson	15:12	2-3	1-2	2-2	1	2	3	0	1	7	1	1	0	2	0	11
20	Jonah Antonio	13:13	4-6	4-5	2-2	0	5	5	2	1	14	0	0	0	0	0	12
30	Emmanuel Okpomo	02:55	0-0	0-0	0-0	1	0	1	1	0	0	0	0	0	0	0	7
Team						0	1	1			0		0				
Totals			15-27	8-13	11-15	5	11	16	10	10	49	11	2	2	2	1	10

Shooting By Period		
2 nd FG%	15-27	55.6%
3PT%	8-13	61.5%
FT%	11-15	73.3%
GM FG%	15-27	55.6%
3PT%	8-13	61.5%
FT%	11-15	73.3%

Dead Ball Rebounds: 3, 0

Technical Fouls::NONE

Florida State - 39

NO.	Name	Min	FG			Rebounds			Fouls		TP	AS	TO	ST	Blocks		+/-
			M-A	M-A	M-A	OR	DR	TOT	PF	FD					BS	BA	
1	RaiQuan Gray	F 15:51	2-3	0-0	4-4	1	2	3	2	4	8	1	0	1	0	0	-5
10	Malik Osborne	F 15:05	2-5	2-3	1-2	2	2	4	1	2	7	1	1	0	0	0	-6
31	Wyatt Wilkes	F 08:01	1-1	1-1	0-0	0	0	0	1	0	3	1	1	0	0	0	-4
0	RayQuan Evans	G 09:33	0-1	0-0	0-0	0	0	0	0	1	0	0	0	0	0	0	-5
23	M.J. Walker	G 16:01	2-6	2-4	0-0	0	1	1	2	0	6	2	0	0	0	1	-6
2	Anthony Polite	12:31	2-3	2-3	1-2	0	2	2	2	1	7	1	1	0	1	0	-7
4	Scottie Barnes	14:04	2-6	0-2	2-2	1	0	1	1	2	6	2	0	0	0	1	-9
34	Tanor Ngom	02:50	1-1	0-0	0-0	0	0	0	1	0	2	0	0	0	0	0	-1
24	Sardaar Calhoun	03:59	0-1	0-0	0-0	0	0	0	0	0	0	0	0	0	0	0	-4
15	Quincy Ballard	02:05	0-0	0-0	0-0	0	0	0	0	0	0	0	0	0	0	0	-3
Team						1	1	2			0		0				
Totals			12-27	7-13	8-10	5	8	13	10	10	39	8	3	1	1	2	-10

Shooting By Period		
2 nd FG%	12-27	44.4%
3PT%	7-13	53.8%
FT%	8-10	80%
GM FG%	12-27	44.4%
3PT%	7-13	53.8%
FT%	8-10	80.0%

Dead Ball Rebounds: 1, 0

Technical Fouls::NONE

	WF	FSU
Biggest lead	3 (2 nd 1:30)	13 (2 nd 14:15)
Best Scoring Run	9 (2 nd 10:59)	5 (2 nd 14:15)
Lead Changes	3	
Times Tied	6	
Time with Lead	03:17	14:16

Points from	WF	FSU
Turnovers	6	4
Paint	12	10
Second Chance	11	2
Fast Breaks	6	4
Bench	21	15

Period by Period Scoring				
	1st	2nd	OT1	TOT
WF	31	49	5	85
FSU	41	39	12	92



Overtime 1

Quarter Starters:

FSU	1 Gray R	2 Polite A	4 Barnes S	10 Osborne M	23 Walker M
WF	2 Johnson J	4 Williamson D	11 DuBose I	20 Antonio J	33 Oguama O

Game Time	FSU	Score	Diff	WF
05:00	10 OSBORNE M jumpball lost			33 OGUAMA O jumpball won
04:38				2 JOHNSON J 2pt FG in the paint, layup missed
04:35	4 BARNES S defensive rebound (3)			
04:20	1 GRAY R foul drawn (6)			11 DUBOSE I foul shooting (5 - 11)
04:20				11 DUBOSE I substitution out
04:20				35 WHITT C substitution in
04:20	1 GRAY R free throw 1 - 2 made (21)	81-80	1	
04:20	1 GRAY R free throw 2 - 2 made (22)	82-80	2	
04:01				2 JOHNSON J 2pt FG outside the paint, jump shot missed
03:58	10 OSBORNE M defensive rebound (5)			
03:33	10 OSBORNE M 2pt FG in the paint, jump shot missed			
03:31				20 ANTONIO J defensive rebound (7)
03:16	1 GRAY R foul shooting (3 - 11)			35 WHITT C foul drawn (2)
03:16		82-81	1	35 WHITT C free throw 1 - 2 made (6)
03:15				35 WHITT C free throw 2 - 2 missed
03:12	10 OSBORNE M defensive rebound (6)			
02:58	23 WALKER M 2pt FG outside the paint, step back jump shot missed			
02:54				33 OGUAMA O defensive rebound (7)
02:38				35 WHITT C 2pt FG in the paint, floating jump shot missed
02:35	1 GRAY R defensive rebound (12)			
02:13	1 GRAY R foul drawn (7)			33 OGUAMA O foul shooting (5 - 12)
02:13				33 OGUAMA O substitution out
02:13				1 MUCIUS I substitution in
02:13	1 GRAY R free throw 1 - 2 made (23)	83-81	2	
02:13	1 GRAY R free throw 2 - 2 made (24)	84-81	3	
02:13	Timeout 30 Sec			
02:13	Timeout media			
01:56				1 MUCIUS I turnover bad pass (2)
01:46	4 BARNES S 2pt FG from turnover in the paint, layup missed			
01:46	10 OSBORNE M offensive rebound (7)			
01:43	10 OSBORNE M foul drawn (3)			20 ANTONIO J foul personal (3 - 13)
01:43	10 OSBORNE M free throw 1 - 2 made (11)	85-81	4	
01:31	jump ball situation			
01:43	10 OSBORNE M free throw 2 - 2 made (12)	86-81	5	
01:31	2 POLITE A steal (2)			35 WHITT C turnover lost ball (3)
01:08	2 POLITE A 3pt FG from turnover, jump shot missed			
01:05	10 OSBORNE M offensive rebound (8)			
00:59	4 BARNES S foul drawn (4)			20 ANTONIO J foul personal (4 - 14)
00:59	4 BARNES S free throw 1 - 2 missed			
00:59	offensive dead ball rebound (4)			
00:59	4 BARNES S free throw 2 - 2 missed			
00:57				1 MUCIUS I defensive rebound (1)



Officials: Jamie Luckie, Clarence Armstrong, Justin Porterfield

Game Time	FSU	Score	Diff	WF
00:41	23 WALKER M steal (2)			2 JOHNSON J turnover bad pass (2)
00:40	4 BARNES S foul drawn (5)			4 WILLIAMSON D foul personal (1 - 15)
00:40	4 BARNES S free throw fast break 1 - 2 made (9)	87-81	6	
00:40	4 BARNES S free throw fast break 2 - 2 made (10)	88-81	7	
00:28		88-83	5	4 WILLIAMSON D 2pt FG in the paint, jump shot made (13)
00:27				Timeout 30 Sec
00:25	4 BARNES S 2pt FG fast break in the paint, dunk, made (12)	90-83	7	
00:25	1 GRAY R assist (4)			
00:19				4 WILLIAMSON D 2pt FG in the paint, layup missed
00:19				2 JOHNSON J offensive rebound (4)
00:18	2 POLITE A foul shooting (3 - 12)			2 JOHNSON J foul drawn (2)
00:18		90-84	6	2 JOHNSON J free throw 1 - 2 made (8)
00:18		90-85	5	2 JOHNSON J free throw 2 - 2 made (9)
00:16	23 WALKER M foul drawn (3)			4 WILLIAMSON D foul personal (2 - 16)
00:16	23 WALKER M free throw 1 - 2 made (14)	91-85	6	
00:16	23 WALKER M free throw 2 - 2 missed			
00:15				20 ANTONIO J defensive rebound (8)
00:07				20 ANTONIO J 2pt FG in the paint, dunk, blocked
00:07	1 GRAY R block (3)			
00:06	4 BARNES S defensive rebound (4)			
00:04	4 BARNES S foul drawn (6)			1 MUCIUS I foul personal (1 - 17)
00:04	4 BARNES S free throw 1 - 2 missed			
00:04	offensive dead ball rebound (5)			
00:04	4 BARNES S free throw 2 - 2 made (13)	92-85	7	
00:01				4 WILLIAMSON D 3pt FG , jump shot blocked
00:01	23 WALKER M block (1)			
00:01				offensive dead ball rebound (5)
END OF GAME				
FSU 92-85 WF				



Officials: Jamie Luckie, Clarence Armstrong, Justin Porterfield

Wake Forest - 5

NO.	Name	Min	FG		3P		FT		Rebounds			Fouls		TP	AS	TO	ST	Blocks		+/-
			M-A	M-A	M-A	M-A	OR	DR	TOT	PF	FD	BS	BA							
1	Isaiah Mucius	F 02:13	0-0	0-0	0-0	0	1	1	1	0	0	0	0	0	1	0	0	0	0	-6
33	Ody Oguama	F 02:47	0-0	0-0	0-0	0	1	1	1	0	0	0	0	0	0	0	0	0	0	-1
4	Daivien Williamson	G 05:00	1-3	0-1	0-0	0	0	0	2	0	2	0	0	0	0	0	0	1	0	-7
11	Ian DuBose	G 00:40	0-0	0-0	0-0	0	0	0	1	0	0	0	0	0	0	0	0	0	0	0
35	Carter Whitt	G 04:20	0-1	0-0	1-2	0	0	0	0	1	1	0	1	0	1	0	0	0	0	-7
2	Jalen Johnson	05:00	0-2	0-0	2-2	1	0	1	0	1	2	0	1	0	1	0	0	0	0	-7
20	Jonah Antonio	05:00	0-1	0-0	0-0	0	2	2	2	0	0	0	0	0	0	0	0	1	0	-7
Team									0	0	0				0					
Totals			1-7	0-1	3-4	1	4	5	7	2	5	0	3	0	0	2	0	2		-7

Shooting By Period		
OT FG%	1-7	14.3%
3PT%	0-1	0.0%
FT%	3-4	75%
GM FG%	1-7	14.3%
3PT%	0-1	0.0%
FT%	3-4	75.0%

Dead Ball Rebounds: 1, 0

Technical Fouls::NONE

Florida State - 12

NO.	Name	Min	FG		3P		FT		Rebounds			Fouls		TP	AS	TO	ST	Blocks		+/-
			M-A	M-A	M-A	M-A	OR	DR	TOT	PF	FD	BS	BA							
1	RaiQuan Gray	F 05:00	0-0	0-0	4-4	0	1	1	1	2	4	1	0	0	0	1	0	7		
10	Malik Osborne	F 05:00	0-1	0-0	2-2	2	2	4	0	1	2	0	0	0	0	0	0	7		
31	Wyatt Wilkes	F 00:00																		
0	RayQuan Evans	G 00:00																		
23	M.J. Walker	G 05:00	0-1	0-0	1-2	0	0	0	0	1	1	0	0	0	1	1	0	7		
2	Anthony Polite	05:00	0-1	0-1	0-0	0	0	0	1	0	0	0	0	1	0	0	7			
4	Scottie Barnes	05:00	1-2	0-0	3-6	0	2	2	0	3	5	0	0	0	0	0	7			
Team									0	0	0			0						
Totals			1-5	0-1	10-14	2	5	7	2	7	12	1	0	2	2	2	0	7		

Shooting By Period		
OT FG%	1-5	20.0%
3PT%	0-1	0.0%
FT%	10-14	71.4%
GM FG%	1-5	20.0%
3PT%	0-1	0.0%
FT%	10-14	71.4%

Dead Ball Rebounds: 2, 0

Technical Fouls::NONE

	WF	FSU
Biggest lead	0 (1 st 20:00)	7 (1 st OT 0:40)
Best Scoring Run	2 (1 st OT 0:28)	6 (1 st OT 0:40)
Lead Changes	1	
Times Tied	0	
Time with Lead	00:00	04:20

Points from	WF	FSU
Turnovers	0	4
Paint	2	2
Second Chance	2	2
Fast Breaks	0	4
Bench	2	5

	Period by Period Scoring			
	1st	2nd	OT1	TOT
WF	31	49	5	85
FSU	41	39	12	92




Officials: Jamie Luckie, Clarence Armstrong, Justin Porterfield

{ Players => All; } FG Types => All; Results => All;

{ Players => All; } FG Types => All; Results => All;

Florida State

Wake Forest



Florida State	M/A	%
Field Goals	27/59	46
2 Points	15/34	44
3 Points	12/25	48
Free Throws	26/35	74

Wake Forest	M/A	%
Field Goals	27/60	45
2 Points	14/33	42
3 Points	13/27	48
Free Throws	18/25	72



Wake Forest at Florida State

02/13/21 Donald L. Tucker Center, Tallahassee
2020-21 FSU Men's Basketball

Game Time: 12:00 PM
Game Duration: 2:24
Attendance: 2,950

Officials: Jamie Luckie, Clarence Armstrong, Justin Porterfield

Wake Forest

No	Name	Mins		Score		Points Diff		Points per Min		Assists		Rebounds		Steals		Turnovers	
		On	Off	On	Off	On	Off	On	Off	On	Off	On	Off	On	Off	On	Off
0	Jahcobi Neath	09:43	35:17	15 - 14	70 - 78	1	-8	1.54	1.98	4	13	11	21	0	3	6	8
1	Isaiah Mucius	18:12	26:48	38 - 52	47 - 40	-14	7	2.09	1.75	7	10	7	25	2	1	8	6
2	Jalen Johnson	25:07	19:53	43 - 48	42 - 44	-5	-2	1.71	2.11	9	8	21	11	1	2	7	7
4	Daivien Williamson	38:56	06:04	75 - 85	10 - 7	-10	3	1.93	1.65	14	3	24	8	3	0	10	4
11	Ian DuBose	31:37	13:23	60 - 62	25 - 30	-2	-5	1.90	1.87	10	7	20	12	3	0	6	8
20	Jonah Antonio	25:03	19:57	49 - 45	36 - 47	4	-11	1.96	1.80	11	6	24	8	0	3	10	4
25	Ismael Massoud	09:14	35:46	12 - 13	73 - 79	-1	-6	1.30	2.04	2	15	9	23	1	2	3	11
30	Emmanuel Okpomo	07:52	37:08	23 - 17	62 - 75	6	-13	2.92	1.67	6	11	5	27	0	3	1	13
33	Ody Oguama	29:30	15:30	54 - 54	31 - 38	0	-7	1.83	2.00	10	7	22	10	2	1	9	5
35	Carter Whitt	29:46	15:14	56 - 70	29 - 22	-14	7	1.88	1.90	12	5	17	15	3	0	10	4

Florida State

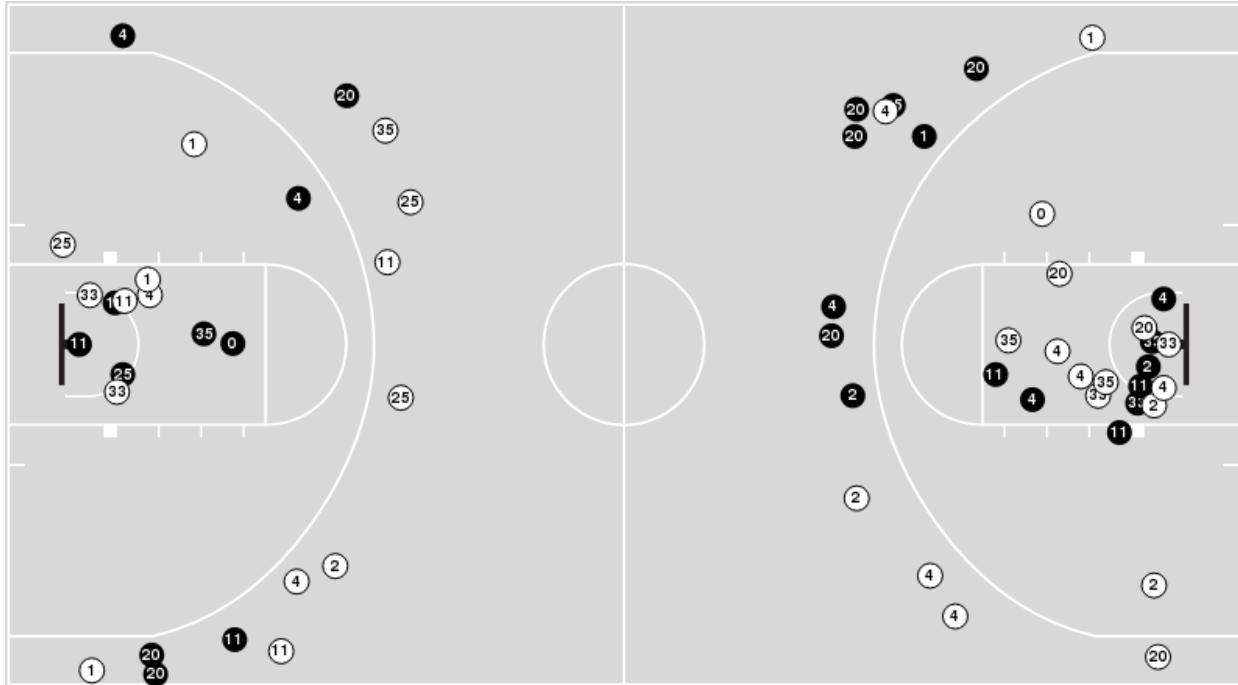
No	Name	Mins		Score		Points Diff		Points per Min		Assists		Rebounds		Steals		Turnovers	
		On	Off	On	Off	On	Off	On	Off	On	Off	On	Off	On	Off	On	Off
0	RayQuan Evans	16:42	28:18	32 - 34	60 - 51	-2	9	1.92	2.12	7	10	8	31	1	6	6	6
1	RaiQuan Gray	37:25	07:35	78 - 67	14 - 18	11	-4	2.08	1.85	13	4	33	6	5	2	8	4
2	Anthony Polite	30:03	14:57	62 - 54	30 - 31	8	-1	2.06	2.01	11	6	32	7	6	1	7	5
4	Scottie Barnes	32:58	12:02	67 - 60	25 - 25	7	0	2.03	2.08	11	6	33	6	6	1	7	5
10	Malik Osborne	25:08	19:52	59 - 55	33 - 30	4	3	2.35	1.66	11	6	20	19	3	4	3	9
11	Nathanael Jack	02:59	42:01	3 - 4	89 - 81	-1	8	1.01	2.12	0	17	2	37	1	6	2	10
15	Quincy Ballard	07:21	37:39	9 - 11	83 - 74	-2	9	1.22	2.20	1	16	6	33	3	4	3	9
23	M.J. Walker	36:34	08:26	81 - 72	11 - 13	9	-2	2.22	1.30	14	3	31	8	6	1	9	3
24	Sardaar Calhoun	09:48	35:12	14 - 15	78 - 70	-1	8	1.43	2.22	3	14	9	30	1	6	3	9
31	Wyatt Wilkes	19:42	25:18	40 - 35	52 - 50	5	2	2.03	2.06	10	7	15	24	3	4	9	3
34	Tanor Ngom	06:20	38:40	15 - 18	77 - 67	-3	10	2.37	1.99	4	13	6	33	0	7	3	9



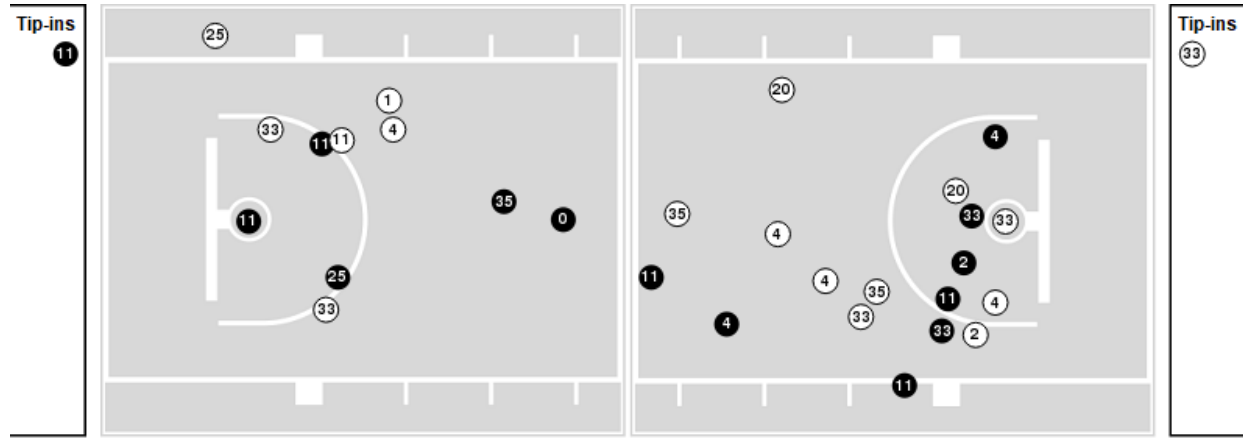
Officials: Jamie Luckie, Clarence Armstrong, Justin Porterfield

Players => AllFG Types=>AllResults=>All
Wake Forest

All Field Goals



Blow Up Chart



N Made **O** Missed N - Player Number

Wake Forest	M/A	%
Field Goals	27/60	45
2 Points	14/33	42
3 Points	13/27	48
Free Throws	18/25	72

Wake Forest	M/A	%
Points in the Paint	24 (12 / 27)	44
Fast Break Points	14 (6/7)	86
Second Chance Points	15 (8/11)	73
Effective FG%	56	

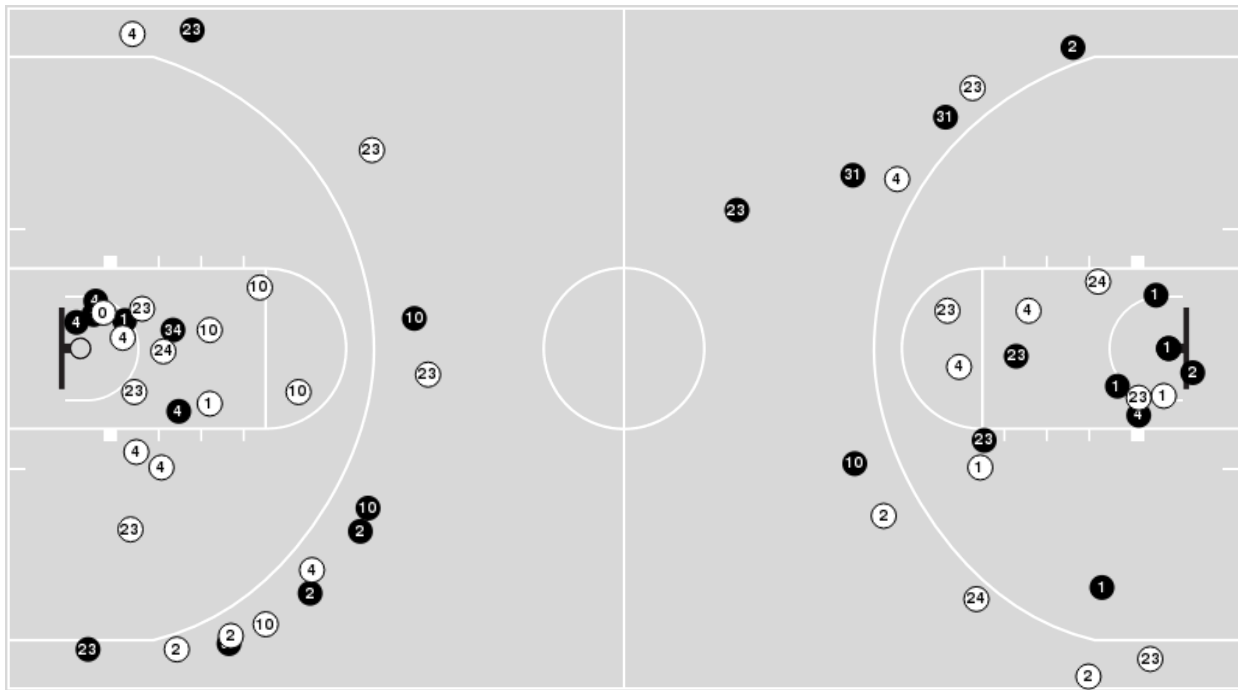


Officials: Jamie Luckie, Clarence Armstrong, Justin Porterfield

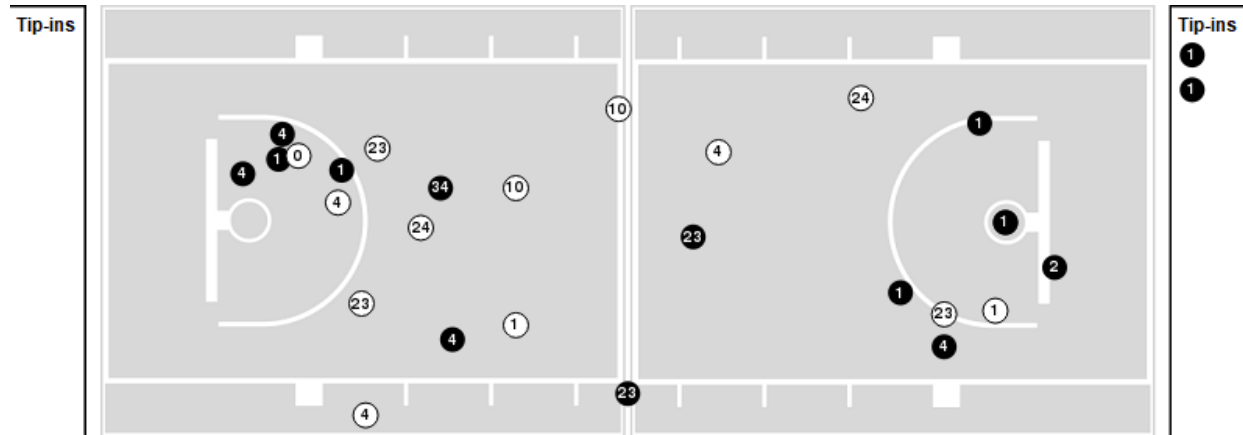
Players => AllFG Types=>AllResults=>All

Florida State

All Field Goals



Blow Up Chart



● Made ○ Missed N - Player Number

Florida State	M/A	%
Field Goals	27/59	46
2 Points	15/34	44
3 Points	12/25	48
Free Throws	26/35	74

Florida State	M/A	%
Points in the Paint	26 (13 / 25)	52
Fast Break Points	12 (8/8)	100
Second Chance Points	12 (9/18)	50
Effective FG%	56	



Wake Forest at Florida State

02/13/21 Donald L. Tucker Center, Tallahassee
2020-21 FSU Men's Basketball

Game Time: 12:00 PM

Game Duration: 2:24

Attendance: 2,950

Officials: Jamie Luckie, Clarence Armstrong, Justin Porterfield

Wake Forest

Lineup	Quarter On	Time On	Quarter Off	Time Off	Time on Court	Score	Score Diff	Reb	Stl	Tov	Ass	PPP
1- Mucius I/ 4- Williamson D/ 11- DuBose I/ 33- Oguama O/ 35- Whitt C/	1	20:00	1	16:53	03:07	6-8	-2	1	0	0	1	1.2295
1- Mucius I/ 4- Williamson D/ 11- DuBose I/ 30- Okpomo E/ 35- Whitt C/	1	16:53	1	16:02	00:51	4-2	2	0	0	0	1	2.7778
1- Mucius I/ 4- Williamson D/ 20- Antonio J/ 30- Okpomo E/ 35- Whitt C/	1	16:02	1	14:23	01:39	7-6	1	0	0	0	2	2.0349
0- Neath J/ 1- Mucius I/ 4- Williamson D/ 20- Antonio J/ 33- Oguama O/	1	14:23	1	13:40	00:43	0-2	-2	0	0	1	0	0.0000
0- Neath J/ 1- Mucius I/ 11- DuBose I/ 20- Antonio J/ 33- Oguama O/	1	13:40	1	13:40	00:00	0-0	0	0	0	0	0	0.0000
0- Neath J/ 11- DuBose I/ 20- Antonio J/ 25- Massoud I/ 33- Oguama O/	1	13:40	1	10:59	02:41	4-2	2	4	0	2	1	0.8197
0- Neath J/ 4- Williamson D/ 11- DuBose I/ 25- Massoud I/ 30- Okpomo E/	1	10:59	1	09:37	01:22	2-3	-1	1	0	0	0	1.0000
4- Williamson D/ 11- DuBose I/ 25- Massoud I/ 33- Oguama O/ 35- Whitt C/	1	09:37	1	08:06	01:31	4-1	3	2	0	0	1	1.3333
0- Neath J/ 20- Antonio J/ 25- Massoud I/ 33- Oguama O/ 35- Whitt C/	1	08:06	1	07:13	00:53	0-1	-1	1	0	1	0	0.0000
0- Neath J/ 1- Mucius I/ 20- Antonio J/ 33- Oguama O/ 35- Whitt C/	1	07:13	1	06:48	00:25	0-1	-1	0	0	1	0	0.0000
1- Mucius I/ 4- Williamson D/ 20- Antonio J/ 33- Oguama O/ 35- Whitt C/	1	06:48	1	06:19	00:29	0-0	0	0	0	1	0	0.0000
1- Mucius I/ 4- Williamson D/ 11- DuBose I/ 33- Oguama O/ 35- Whitt C/	1	06:19	1	04:55	01:24	2-4	-2	1	0	1	0	0.6667
2- Johnson J/ 4- Williamson D/ 11- DuBose I/ 30- Okpomo E/ 35- Whitt C/	1	04:55	1	03:50	01:05	0-3	-3	0	0	1	0	0.0000
2- Johnson J/ 4- Williamson D/ 11- DuBose I/ 25- Massoud I/ 35- Whitt C/	1	03:50	1	01:03	02:47	2-6	-4	1	1	0	0	0.5000
1- Mucius I/ 2- Johnson J/ 4- Williamson D/ 11- DuBose I/ 35- Whitt C/	1	01:03	2	20:00	01:03	0-2	-2	0	0	1	0	0.0000
1- Mucius I/ 4- Williamson D/ 11- DuBose I/ 33- Oguama O/ 35- Whitt C/	2	20:00	2	15:12	04:48	13-14	-1	1	2	0	2	1.7016
0- Neath J/ 2- Johnson J/ 4- Williamson D/ 20- Antonio J/ 33- Oguama O/	2	15:12	2	13:38	01:34	3-2	1	2	0	1	1	1.5000
0- Neath J/ 2- Johnson J/ 20- Antonio J/ 33- Oguama O/ 35- Whitt C/	2	13:38	2	13:09	00:29	0-0	0	1	0	0	0	0.0000
0- Neath J/ 2- Johnson J/ 20- Antonio J/ 30- Okpomo E/ 35- Whitt C/	2	13:09	2	11:33	01:36	6-3	3	2	0	0	2	2.0000
2- Johnson J/ 4- Williamson D/ 11- DuBose I/ 20- Antonio J/ 33- Oguama O/	2	11:33	2	09:29	02:04	5-3	2	2	0	0	0	1.2500
2- Johnson J/ 4- Williamson D/ 11- DuBose I/ 33- Oguama O/ 35- Whitt C/	2	09:29	2	08:24	01:05	0-0	0	1	0	0	0	0.0000
2- Johnson J/ 4- Williamson D/ 20- Antonio J/ 30- Okpomo E/ 35- Whitt C/	2	08:24	2	07:56	00:28	2-0	2	1	0	0	1	1.0000
2- Johnson J/ 4- Williamson D/ 20- Antonio J/ 33- Oguama O/ 35- Whitt C/	2	07:56	2	07:09	00:47	2-3	-1	0	0	0	1	2.0000
2- Johnson J/ 4- Williamson D/ 11- DuBose I/ 20- Antonio J/ 33- Oguama O/	2	07:09	2	05:26	01:43	6-2	4	2	0	0	1	2.5862
2- Johnson J/ 4- Williamson D/ 11- DuBose I/ 20- Antonio J/ 30- Okpomo E/	2	05:26	2	04:35	00:51	2-0	2	1	0	0	0	2.2727
1- Mucius I/ 2- Johnson J/ 4- Williamson D/ 11- DuBose I/ 20- Antonio J/	2	04:35	2	03:05	01:30	2-3	-1	1	0	0	1	1.0000
2- Johnson J/ 4- Williamson D/ 11- DuBose I/ 33- Oguama O/ 35- Whitt C/	2	03:05	2	02:11	00:54	3-4	-1	0	0	1	1	1.5000
2- Johnson J/ 4- Williamson D/ 11- DuBose I/ 20- Antonio J/ 33- Oguama O/	2	02:11	2	00:09	02:01	4-3	1	2	0	0	1	1.3889
2- Johnson J/ 4- Williamson D/ 11- DuBose I/ 20- Antonio J/ 35- Whitt C/	2	00:09	2	00:05	00:05	0-0	0	0	0	0	0	0.0000
2- Johnson J/ 4- Williamson D/ 11- DuBose I/ 20- Antonio J/ 33- Oguama O/	2	00:05	OT1	04:20	00:45	1-2	-1	0	0	0	0	0.6944
2- Johnson J/ 4- Williamson D/ 20- Antonio J/ 33- Oguama O/ 35- Whitt C/	OT1	04:20	OT1	02:13	02:07	1-2	-1	2	0	0	0	0.3472
1- Mucius I/ 2- Johnson J/ 4- Williamson D/ 20- Antonio J/ 35- Whitt C/	OT1	02:13	OT1	00:00	02:13	4-10	-6	3	0	3	0	0.5814



Wake Forest at Florida State

02/13/21 Donald L. Tucker Center, Tallahassee
2020-21 FSU Men's Basketball

Game Time: 12:00 PM

Game Duration: 2:24

Attendance: 2,950

Officials: Jamie Luckie, Clarence Armstrong, Justin Porterfield

Florida State

Lineup	Quarter On	Time On	Quarter Off	Time Off	Time on Court	Score	Score Diff	Reb	Stl	Tov	Ass	PPP
0- Evans R/ 1- Gray R/ 10- Osborne M/ 23- Walker M/ 31- Wilkes W/	1	20:00	1	17:46	02:14	6-5	1	1	0	0	2	2.0000
0- Evans R/ 1- Gray R/ 23- Walker M/ 31- Wilkes W/ 34- Ngom T/	1	17:46	1	16:53	00:53	2-1	1	1	0	1	0	1.0000
1- Gray R/ 2- Polite A/ 4- Barnes S/ 23- Walker M/ 34- Ngom T/	1	16:53	1	16:02	00:51	2-4	-2	0	0	0	0	2.2727
2- Polite A/ 4- Barnes S/ 10- Osborne M/ 23- Walker M/ 34- Ngom T/	1	16:02	1	14:23	01:39	6-7	-1	2	0	1	2	2.0000
1- Gray R/ 2- Polite A/ 4- Barnes S/ 10- Osborne M/ 24- Calhoun S/	1	14:23	1	13:13	01:10	4-1	3	1	0	0	1	2.0000
1- Gray R/ 2- Polite A/ 4- Barnes S/ 24- Calhoun S/ 34- Ngom T/	1	13:13	1	13:06	00:07	0-0	0	1	0	1	0	0.0000
1- Gray R/ 2- Polite A/ 4- Barnes S/ 15- Ballard Q/ 24- Calhoun S/	1	13:06	1	10:59	02:07	0-3	-3	2	1	0	0	0.0000
1- Gray R/ 4- Barnes S/ 15- Ballard Q/ 23- Walker M/ 24- Calhoun S/	1	10:59	1	09:37	01:22	3-2	1	1	0	0	0	1.2295
0- Evans R/ 1- Gray R/ 11- Jack N/ 15- Ballard Q/ 23- Walker M/	1	09:37	1	09:37	00:00	1-0	1	0	0	0	0	2.2727
0- Evans R/ 1- Gray R/ 11- Jack N/ 23- Walker M/ 31- Wilkes W/	1	09:37	1	08:06	01:31	0-4	-4	1	0	1	0	0.0000
0- Evans R/ 11- Jack N/ 15- Ballard Q/ 23- Walker M/ 31- Wilkes W/	1	08:06	1	06:38	01:28	2-0	2	1	1	1	0	0.8621
0- Evans R/ 2- Polite A/ 15- Ballard Q/ 23- Walker M/ 31- Wilkes W/	1	06:38	1	06:38	00:00	0-0	0	0	0	0	0	0.0000
2- Polite A/ 4- Barnes S/ 15- Ballard Q/ 23- Walker M/ 31- Wilkes W/	1	06:38	1	06:19	00:19	0-0	0	0	1	1	0	0.0000
1- Gray R/ 2- Polite A/ 4- Barnes S/ 23- Walker M/ 31- Wilkes W/	1	06:19	1	01:03	05:16	13-4	9	7	1	2	3	1.4640
0- Evans R/ 1- Gray R/ 2- Polite A/ 4- Barnes S/ 24- Calhoun S/	1	01:03	2	20:00	01:03	2-0	2	1	0	1	0	1.0000
0- Evans R/ 1- Gray R/ 10- Osborne M/ 23- Walker M/ 31- Wilkes W/	2	20:00	2	16:08	03:52	11-10	1	1	0	2	3	1.8333
1- Gray R/ 2- Polite A/ 4- Barnes S/ 23- Walker M/ 34- Ngom T/	2	16:08	2	15:12	00:56	3-3	0	1	0	0	1	3.0000
1- Gray R/ 2- Polite A/ 4- Barnes S/ 24- Calhoun S/ 34- Ngom T/	2	15:12	2	13:38	01:34	2-3	-1	1	0	0	1	0.6667
2- Polite A/ 4- Barnes S/ 15- Ballard Q/ 24- Calhoun S/ 31- Wilkes W/	2	13:38	2	11:33	02:05	3-6	-3	2	0	1	1	1.0000
0- Evans R/ 2- Polite A/ 24- Calhoun S/ 31- Wilkes W/ 34- Ngom T/	2	11:33	2	11:13	00:20	0-0	0	0	0	0	0	0.0000
0- Evans R/ 2- Polite A/ 10- Osborne M/ 23- Walker M/ 31- Wilkes W/	2	11:13	2	09:29	01:44	3-5	-2	1	0	0	1	1.5000
0- Evans R/ 1- Gray R/ 4- Barnes S/ 10- Osborne M/ 23- Walker M/	2	09:29	2	05:52	03:37	5-9	-4	1	0	0	1	1.0246
1- Gray R/ 2- Polite A/ 4- Barnes S/ 10- Osborne M/ 23- Walker M/	2	05:52	OT1	00:00	10:52	24-18	6	13	3	0	1	1.2848



Officials: Jamie Luckie, Clarence Armstrong, Justin Porterfield

Wake Forest

Lineup	Time	Score	Score Diff	Pts/Min	Reb	Stl	Tov	Ass	PPP
1- Mucius I/ 4- Williamson D/ 11- DuBose I/ 33- Oguama O/ 35- Whitt C/	09:19	21-26	-5	2.2540	3	2	1	3	1.3531
2- Johnson J/ 4- Williamson D/ 11- DuBose I/ 20- Antonio J/ 33- Oguama O/	06:33	16-10	6	2.4427	6	0	0	2	1.5038
2- Johnson J/ 4- Williamson D/ 20- Antonio J/ 33- Oguama O/ 35- Whitt C/	02:54	3-5	-2	1.0345	2	0	0	1	0.7732
2- Johnson J/ 4- Williamson D/ 11- DuBose I/ 25- Massoud I/ 35- Whitt C/	02:47	2-6	-4	0.7186	1	1	0	0	0.5000
0- Neath J/ 11- DuBose I/ 20- Antonio J/ 25- Massoud I/ 33- Oguama O/	02:41	4-2	2	1.4907	4	0	2	1	0.8197
1- Mucius I/ 2- Johnson J/ 4- Williamson D/ 20- Antonio J/ 35- Whitt C/	02:13	4-10	-6	1.8045	3	0	3	0	0.5814
2- Johnson J/ 4- Williamson D/ 11- DuBose I/ 33- Oguama O/ 35- Whitt C/	01:59	3-4	-1	1.5126	1	0	1	1	1.5000
1- Mucius I/ 4- Williamson D/ 20- Antonio J/ 30- Okpomo E/ 35- Whitt C/	01:39	7-6	1	4.2424	0	0	0	2	2.0349
0- Neath J/ 2- Johnson J/ 20- Antonio J/ 30- Okpomo E/ 35- Whitt C/	01:36	6-3	3	3.7500	2	0	0	2	2.0000
0- Neath J/ 2- Johnson J/ 4- Williamson D/ 20- Antonio J/ 33- Oguama O/	01:34	3-2	1	1.9149	2	0	1	1	1.5000
4- Williamson D/ 11- DuBose I/ 25- Massoud I/ 33- Oguama O/ 35- Whitt C/	01:31	4-1	3	2.6374	2	0	0	1	1.3333
1- Mucius I/ 2- Johnson J/ 4- Williamson D/ 11- DuBose I/ 20- Antonio J/	01:30	2-3	-1	1.3333	1	0	0	1	1.0000
0- Neath J/ 4- Williamson D/ 11- DuBose I/ 25- Massoud I/ 30- Okpomo E/	01:22	2-3	-1	1.4634	1	0	0	0	1.0000
2- Johnson J/ 4- Williamson D/ 11- DuBose I/ 30- Okpomo E/ 35- Whitt C/	01:05	0-3	-3	0.0000	0	0	1	0	0.0000
1- Mucius I/ 2- Johnson J/ 4- Williamson D/ 11- DuBose I/ 35- Whitt C/	01:03	0-2	-2	0.0000	0	0	1	0	0.0000
0- Neath J/ 20- Antonio J/ 25- Massoud I/ 33- Oguama O/ 35- Whitt C/	00:53	0-1	-1	0.0000	1	0	1	0	0.0000
1- Mucius I/ 4- Williamson D/ 11- DuBose I/ 30- Okpomo E/ 35- Whitt C/	00:51	4-2	2	4.7059	0	0	0	1	2.7778
2- Johnson J/ 4- Williamson D/ 11- DuBose I/ 20- Antonio J/ 30- Okpomo E/	00:51	2-0	2	2.3529	1	0	0	0	2.2727
0- Neath J/ 1- Mucius I/ 4- Williamson D/ 20- Antonio J/ 33- Oguama O/	00:43	0-2	-2	0.0000	0	0	1	0	0.0000
1- Mucius I/ 4- Williamson D/ 20- Antonio J/ 33- Oguama O/ 35- Whitt C/	00:29	0-0	0	0.0000	0	0	1	0	0.0000
0- Neath J/ 2- Johnson J/ 20- Antonio J/ 33- Oguama O/ 35- Whitt C/	00:29	0-0	0	0.0000	1	0	0	0	0.0000
2- Johnson J/ 4- Williamson D/ 20- Antonio J/ 30- Okpomo E/ 35- Whitt C/	00:28	2-0	2	4.2857	1	0	0	1	1.0000
0- Neath J/ 1- Mucius I/ 20- Antonio J/ 33- Oguama O/ 35- Whitt C/	00:25	0-1	-1	0.0000	0	0	1	0	0.0000
2- Johnson J/ 4- Williamson D/ 11- DuBose I/ 20- Antonio J/ 35- Whitt C/	00:05	0-0	0	0.0000	0	0	0	0	0.0000
0- Neath J/ 1- Mucius I/ 11- DuBose I/ 20- Antonio J/ 33- Oguama O/	00:00	0-0	0	NaN	0	0	0	0	0.0000



Officials: Jamie Luckie, Clarence Armstrong, Justin Porterfield

Florida State

Lineup	Time	Score	Score Diff	Pts/Min	Reb	Stl	Tov	Ass	PPP
1- Gray R/ 2- Polite A/ 4- Barnes S/ 10- Osborne M/ 23- Walker M/	10:52	24-18	6	2.2086	13	3	0	1	1.2848
0- Evans R/ 1- Gray R/ 10- Osborne M/ 23- Walker M/ 31- Wilkes W/	06:06	17-15	2	2.7869	2	0	2	5	1.8889
1- Gray R/ 2- Polite A/ 4- Barnes S/ 23- Walker M/ 31- Wilkes W/	05:16	13-4	9	2.4684	7	1	2	3	1.4640
0- Evans R/ 1- Gray R/ 4- Barnes S/ 10- Osborne M/ 23- Walker M/	03:37	5-9	-4	1.3825	1	0	0	1	1.0246
1- Gray R/ 2- Polite A/ 4- Barnes S/ 15- Ballard Q/ 24- Calhoun S/	02:07	0-3	-3	0.0000	2	1	0	0	0.0000
2- Polite A/ 4- Barnes S/ 15- Ballard Q/ 24- Calhoun S/ 31- Wilkes W/	02:05	3-6	-3	1.4400	2	0	1	1	1.0000
1- Gray R/ 2- Polite A/ 4- Barnes S/ 23- Walker M/ 34- Ngom T/	01:47	5-7	-2	2.8037	1	0	0	1	2.6596
0- Evans R/ 2- Polite A/ 10- Osborne M/ 23- Walker M/ 31- Wilkes W/	01:44	3-5	-2	1.7308	1	0	0	1	1.5000
1- Gray R/ 2- Polite A/ 4- Barnes S/ 24- Calhoun S/ 34- Ngom T/	01:41	2-3	-1	1.1881	2	0	1	1	0.5000
2- Polite A/ 4- Barnes S/ 10- Osborne M/ 23- Walker M/ 34- Ngom T/	01:39	6-7	-1	3.6364	2	0	1	2	2.0000
0- Evans R/ 1- Gray R/ 11- Jack N/ 23- Walker M/ 31- Wilkes W/	01:31	0-4	-4	0.0000	1	0	1	0	0.0000
0- Evans R/ 11- Jack N/ 15- Ballard Q/ 23- Walker M/ 31- Wilkes W/	01:28	2-0	2	1.3636	1	1	1	0	0.8621
1- Gray R/ 4- Barnes S/ 15- Ballard Q/ 23- Walker M/ 24- Calhoun S/	01:22	3-2	1	2.1951	1	0	0	0	1.2295
1- Gray R/ 2- Polite A/ 4- Barnes S/ 10- Osborne M/ 24- Calhoun S/	01:10	4-1	3	3.4286	1	0	0	1	2.0000
0- Evans R/ 1- Gray R/ 2- Polite A/ 4- Barnes S/ 24- Calhoun S/	01:03	2-0	2	1.9048	1	0	1	0	1.0000
0- Evans R/ 1- Gray R/ 23- Walker M/ 31- Wilkes W/ 34- Ngom T/	00:53	2-1	1	2.2642	1	0	1	0	1.0000
0- Evans R/ 2- Polite A/ 24- Calhoun S/ 31- Wilkes W/ 34- Ngom T/	00:20	0-0	0	0.0000	0	0	0	0	0.0000
2- Polite A/ 4- Barnes S/ 15- Ballard Q/ 23- Walker M/ 31- Wilkes W/	00:19	0-0	0	0.0000	0	1	1	0	0.0000
0- Evans R/ 1- Gray R/ 11- Jack N/ 15- Ballard Q/ 23- Walker M/	00:00	1-0	1	∞	0	0	0	0	2.2727
0- Evans R/ 2- Polite A/ 15- Ballard Q/ 23- Walker M/ 31- Wilkes W/	00:00	0-0	0	NaN	0	0	0	0	0.0000