

2021 Pitt Baseball Game Notes

Media Relations: Korey Blucas • kblucas@athletics.pitt.edu • (724) 799-4480 • 3719 Terrace St. Pittsburgh, Pa. 15261

2021 SCHEDULE

FEBRUARY

19	Indiana State	Port Charlotte, Fla.	L, 4-0
20	Indiana State	Port Charlotte, Fla.	W, 8-2
21	Indiana State	Port Charlotte, Fla.	W, 10-1
23	Jacksonville	Jacksonville, Fla.	W, 7-2
26	#9 Florida State*	Tallahassee, Fla.	6 PM
27	#9 Florida State*	Tallahassee, Fla.	8 PM
28	#9 Florida State*	Tallahassee, Fla.	1 PM

MARCH

5	Duke*	Durham, N.C.	4 PM
6	Duke*	Durham, N.C.	3 PM
7	Duke*	Durham, N.C.	1 PM
12	Georgia Tech*	Atlanta, Ga.	4 PM
13	Georgia Tech*	Atlanta, Ga.	2 PM
14	Georgia Tech	Atlanta, Ga.	1 PM
19	Virginia*	Charlottesville, Va.	4 PM
20	Virginia*	Charlottesville, Va.	1 PM
21	Virginia*	Charlottesville, Va.	1 PM
24	Bucknell	Pittsburgh, Pa.	3 PM
26	Virginia Tech*	Pittsburgh, Pa.	3 PM
27	Virginia Tech*	Pittsburgh, Pa.	3 PM
28	Virginia Tech*	Pittsburgh, Pa.	1 PM

APRIL

1	Notre Dame*	Pittsburgh, Pa.	3 PM
2	Notre Dame*	Pittsburgh, Pa.	3 PM
3	Notre Dame*	Pittsburgh, Pa.	1 PM
6	West Virginia	Pittsburgh, Pa.	3 PM
9	Miami*	Pittsburgh, Pa.	3 PM
10	Miami*	Pittsburgh, Pa.	3 PM
11	Miami*	Pittsburgh, Pa.	1 PM
13	Lipscomb	Pittsburgh, Pa.	3 PM
14	Lipscomb	Pittsburgh, Pa.	1 PM
16	North Carolina*	Pittsburgh, Pa.	6 PM
17	North Carolina*	Pittsburgh, Pa.	3 PM
18	North Carolina*	Pittsburgh, Pa.	1 PM
23	Louisville*	Louisville, Ky.	6 PM
24	Louisville*	Louisville, Ky.	1 PM
25	Louisville*	Louisville, Ky.	1 PM
30	Northern Kentucky	Pittsburgh, Pa.	6 PM

MAY

1	Northern Kentucky	Pittsburgh, Pa.	1 PM
1	Northern Kentucky	Pittsburgh, Pa.	5 PM
2	Northern Kentucky	Pittsburgh, Pa.	1 PM
5	West Virginia	Pittsburgh, Pa.	6:30 PM
7	Boston College*	Pittsburgh, Pa.	6 PM
8	Boston College*	Pittsburgh, Pa.	3 PM
9	Boston College*	Pittsburgh, Pa.	1 PM
14	NC State*	Pittsburgh, Pa.	6 PM
15	NC State*	Pittsburgh, Pa.	3 PM
16	NC State*	Pittsburgh, Pa.	1 PM
18	Akron	Pittsburgh, Pa.	3 PM
20	Wake Forest*	Winston-Salem, N.C.	6 PM
21	Wake Forest*	Winston-Salem, N.C.	4 PM
22	Wake Forest*	Winston-Salem, N.C.	1 PM
25-30	ACC Tournament	TBA	TBD

*- ACC game

GAMES

5-7

at No. 9 Florida State

Feb. 26-28, 2021

John Sessions Stadium • Tallahassee, Fla.



Pitt

2021 Record:

3-1, Overall

0-0, ACC

Head Coach: Mike Bell
Season at Pitt: 3d

#9 Florida State

2020 Record:

2-1, Overall

0-0, ACC

Head Coach: Mike Martin, Jr.
Season at FSU: 2nd

PROBABLE STARTERS

Mitch Myers RHP • Junior 0-1 • 5.40 ERA • 1.80 WHIP	Friday	Parker Messick LHP • RS-Freshman 0-1 • 19.29 ERA • 2.14 WHIP
Matt Gilbertson RHP • Junior 1-0 • 1.80 ERA • 0.80 WHIP	Saturday	Cason Montgomery RHP • Freshman 0-0 • 0.00 ERA • 1.25 WHIP
TBA	Sunday	Conor Grady RHP • RS-Junior 1-0 • 3.38 ERA • 0.94 WHIP

PITT'S PROJECTED LINEUP

Pos.	No.	Player	B/T	AVG	GP-GS	OBP	SLG	H	BB	R	HR	RBI	
C	33	Riley Wash	R/R	.333	3-3	.333	.417	4	0	0	0	0	
1B	15	Bryce Hulett	L/L	.267	4-4	.421	.267	4	3	1	0	4	
SS	24	David Yanni	L/R	.154	4-4	.421	.462	2	4	1	1	2	
2B	3	Sky Duff	L/R	.357	4-4	.550	.571	5	6	5	0	3	
3B	2	Brock Franks	R/R	.143	3-3	.385	.200	2	3	3	0	0	
LF	21	Kyle Hess	L/R	.421	4-4	.450	.579	8	1	3	0	5	
CF	5	Jordan Anderson	R/R	.231	4-4	.333	.231	3	2	2	0	2	
RF	1	Nico Popa	R/R	.471	4-4	.550	.706	8	3	5	1	3	
DH	23	Ron Washington Jr.	R/R	.294	4-4	.333	.294	5	1	2	0	3	
P	No.	Player	APP-GS	W-L	ERA	IP	H	R	ER	K	BB	WHIP	
RHP	27	Mitch Myers	1-1	0-1	5.40	5.0	8	4	3	9	1	1.80	
RHP	45	Matt Gilbertson	1-1	1-0	1.80	5.0	4	2	1	3	0	0.80	
BULLPEN	P	No.	Player	APP-GS	W-L	ERA	IP	H	R	ER	K	BB	WHIP
RHP	12	Chase Smith	2-0	0-0	0.00	1.0	0	0	0	3	0	0.00	
RHP	34	Chris Gomez	1-0	0-0	0.00	1.0	1	0	0	1	0	1.00	
RHP	36	Dylan Lester	2-1	0-0	0.00	3.0	2	0	0	5	0	0.67	
RHP	31	Stephen Hansen	2-0	0-0	0.00	4.0	2	0	0	7	1	0.75	
RHP	28	Jordan McCrum	2-0	0-0	0.00	1.0	0	0	0	1	0	0.00	
LHP	13	Corey Sawyer	1-0	0-0	0.00	1.0	0	0	0	1	1	1.00	

LEADING OFF

- Pitt (3-1) opens ACC play this weekend at No. 9 Florida State (2-1), beginning Friday at 6 p.m. followed by Saturday at 8 p.m. and Sunday at 1 p.m. The series concludes a seven-game road trip in Florida for the Panthers to begin the 2021 season.

BELL RETURNS TO TALLAHASSEE

- Pitt's visit to Florida State marks the second time that first year head coach Mike Bell has made the trip back to his alma mater and previous coaching staff.
- A left-handed pitcher and first baseman for the Seminoles, Bell reached the College World Series as a player in both 1994 and 1995. He posted a two-year record of 14-4 with a 3.00 ERA, was twice named to the ACC Academic Honor Roll and earned a bachelor's degree in physical education at Florida State in 1996.
- Bell had an impressive career as the associate head coach at his alma mater, spending seven seasons with the Seminoles at the height of their success, before accepting the Pitt job in July.

LAST TIME IN TALLAHASSEE

- Bell's first trip back to FSU provided a memorable experience in his career, as Pitt won 10-0 in the series opener.
- Derek West went a career-high 7.0 innings, allowing just five hits and one walk with nine strikeouts.
- Pitt collected 10 runs off 10 hits, drawing eight walks in the process.
- Nico Popa went 3-5 with four RBI and three runs scored, Bryce O'Farrell also had three hits and two RBI and Kyle Hess went 2-5 with two RBI.

LAST TIME OUT-AT JACKSONVILLE

- Pitt led from wire-to-wire in a 7-2 win at Jacksonville Tuesday night.
- The Panthers used five relief pitchers, as Dylan Lester made his first collegiate start and threw two scoreless innings.
- Jordan McCrum and Stephen Hansen had their second-straight scoreless relief appearance, as McCrum tossed 2.1 innings with three strikeouts and only one batter reaching on a walk while Hansen struck out one in the final inning.
- Nico Popa hit his first homer of the season and finished a triple shy of the cycle with two RBI, two runs and a walk.
- Pitt finished with 14 hits and eight walks.

OPENING WEEKEND

- Pitt opened the season with a series victory over Indiana State in the Snowbird Classic.
- The Panthers dropped the season-opener 4-0 but rebounded for 8-2 and 10-1 victories.
- Pitt trailed 2-1 in the top of the fifth inning of Saturday's game and then proceeded to outscore Indiana State 17-1 the rest of the series.
- Sky Duff led the way at the plate as the leadoff hitter in the two wins, going a combined 4-7 with two doubles, three RBI, three walks and two runs.
- Kyle Hess also had two doubles and three RBI, and Nico Popa went 4-8 with a team-high three runs and two walks and an RBI.
- As starting pitchers eased into the season, the bullpen was strong for the Panthers. The seven relief pitchers combined for 14 innings, 19 strikeouts, one run, seven hits, three walks and no extra-base hits and wild pitches.

RETURNING EVERY STARTER FROM 2020

- Pitt fields one of its most experience teams in recent history as every single starting position player and pitcher returns from last year.
- Weekend starting pitchers: Billy Corcoran, Mitch Myers and Matt Gilbertson. The trio combined for 12 starts, a 6-3 record and ERA.
- Catcher: Riley Wash earned the lion's share of the starts (11) behind the plate last year and ranked in the ACC eighth in doubles (six) along with a .619 slugging percentage and .391 on-base percentage.
- First base: Bryce Hulett started in all but one game, ranked 25th in the ACC in batting average (.339) and had

four doubles, a homer and 10 RBI's.

- Second base: Sky Duff is a two-year starter and last year ranked eighth in walks (19) and 73rd in on-base percentage (.507) in the nation.
- Third base: Sam Frontino manned the hot corner all 16 games in his first season at Pitt and produced five multiple-hit and three multiple-RBI games for a .481 slugging percentage and .408 on-base percentage.
- Shortstop: David Yanni has started at this position since his freshman season in 2016 and last year ranked in the ACC first in assists (47) and seventh in doubles (6).
- Left field: Kyle Hess broke out last season and was one of the best hitters in the league, ranking in the ACC second in doubles, fourth in RBI's, sixth in hits and 12th in batting average (.373).
- Centerfield: Jordan Anderson was another junior college transfer who started right away last year, and led the team in stolen bases (six) and triples (one).
- Right field: Nico Popa is another starter since his freshman season (2017) and earned Second Team All-ACC honors in 2019.
- Designated hitter: Ron Washington Jr. ranked in the ACC third in RBI's (20), led the team in home runs (four) and RBI's (20) and recorded a .492 slugging percentage.

LAST YEAR'S HISTORIC START

- The Panthers opened last season 10-1 that included an eight-game winning streak, tied for the second-best start through 11 games in program history (1963, 1967 and 1993).
- Pitt registered seven double-digit hit and run games in the streak.
- Pitt went 3-1 in the 2020 version of the Snowbird Classic as the unofficial champions of the tournament with victories over Indiana State (11-1), Saint Joseph's (14-8, 14 innings) and Iowa (10-8).
- The Panthers scored 36 runs, the most in an Opening Weekend since 2016 (39 in four games).
- Pitt then swept Eastern Michigan (3-2, 10-4 and 3-2) in Sanford, Fla. and never trailed in the series.
- Myers and Gilbertson earned their first wins as Panthers, and Corcoran set a career-high in strikeouts for the second-straight contest, racking up nine in the series opener in six innings.
- Pitt finished off their third trip to Florida with four wins in the RussMatt Cental Florida Invitational, defeat-ing Lehigh (15-4, 10-0) and Central Connecticut State (7-5, 14-2) twice.
- Hess went 7-17 (.412) at the plate in the tournament, including four doubles, a triple and home run, for 12 RBI's.
- The Panthers combined for 46 runs in the tournament, the most for one weekend of play this season de-spite not batting in any ninth inning and having five frames nullified due to two shortened games.

SECOND TIME IS HOPEFULLY THE CHARM

- Pitt has several members on this year's team it did not plan to have due to COVID-19. Seniors David Yanni, Nico Popa and Chris Gomez all elected to use the extra year of eligibility granted by the NCAA to extend their college careers.
- Playing his sixth season for the Panthers, Yanni is one of the most tenured baseball players in the area. Only Gregory Polanco has been a longer member of a Pittsburgh baseball team as Chad Kuhl, Adam Frazier and Jacob Stallings also enter their sixth season with the Buccos.

GRAD TRANSFER ADDITIONS

- The cancellation of last season also led to new additions to the squad. Pitt added five graduate transfers who were set to exhaust their eligibility last year: Stephen Hansen (Iona), Jordan McCrum (Monmouth), Ramon Padilla (Little Rock), Corey Sawyer (Seton Hall) and Matt Tarabek (Fordham).
- All five players made their debuts over the weekend, with Hansen, McCrum and Sawyer making appearances out of the bullpen with no runs given up and Padilla (catcher) and Tarabek (third base) starting one game with another appearance off the bench.
- Hansen: was a four-year starting pitcher, including three

QUICK FACTS

UNIVERSITY INFORMATION

School	University of Pittsburgh
Location	Pittsburgh, Pa.
Founded	1787
Enrollment	34,934
Nickname	Panthers
Colors.....	Pitt Royal and Gold PMS (PMS 661/PMS 1235)
Conference.....	Atlantic Coast Conference (ACC)
Affiliation	NCAA Division I
Website	www.PittsburghPanthers.com
Facebook.....	PittsburghPanthers
Athletics Twitter	@Pitt_ATHLETICS
Athletics Instagram.....	@Pitt_ATHLETICS
Baseball Twitter	@Pitt_BASE
Baseball Instagram	@Pitt_BASE
Chancellor	Dr. Patrick Gallagher
Director of Athletics.....	Heather Lyke

COACHING STAFF

Head Coach	Mike Bell (Florida State, 1996)
Record at Pitt.....	34-41 (third season)
Career Record	Same
Assistant Coach/Recruiting Coordinator	Ty Megahee (Mercer, 2006)
Assistant Coach.....	Matt Reid (Kentucky, 2014)
Volunteer Coach.....	Devin Mesoraco
Director of Player Development.....	Drew Linder (Florida State, 2018)
Director of Operations	Austin Thompson (Florida State, 2018)

PANTHERS AT A GLANCE

First Season	1907
All-Time Record	1,293-1,195-7 (.519)
All-Time Conference Record	357-512 (.411)
All-Time ACC Record	58-119 (.328)
All-Time Conference Tournament Record.....	11-22 (.333)
All-Time ACC Tournament Record	2-1 (.667)
NCAA Appearances (Last).....	3 (1995)
NCAA Tournament Record	2-4 (.333)

CHARLES L. COST FIELD

Stadium.....	Charles L. Cost Field
Year Opened.....	2011
Capacity	900
Surface.....	Synthetic Grass
Dimensions	LF-325, CF-405, RF-330
Stadium Record.....	122-93 (.569)
Ticket Office Phone	1-800-643-PITT (7488)

MEDIA RELATIONS

Executive Associate AD for Media Relations	E.J. Borghetti
Assistant Director/Baseball.....	Korey Blucas
Email	kblucas@athletics.pitt.edu
Office.....	412-648-4807
Cell	724-799-4480
Media Relations Office	412-648-8240

PRONUNCIATION GUIDE

Nico Popa.....	knee-co pope-ah
Brady Devereux.....	dev-eh-row
Chris Cappas	cap-iss
David Yanni	yawn-ie
Chris Pouliot	Pool-ee-oh (silent T)
Nico Samarkos	knee-co sah-mark-ohs
Billy Corcoran.....	cork-rin
Tom Colcombe	cool-come
Jarett Bach	baych
Lucas Ismaili	Is-mall-ee

seasons as a weekend starter, with a 3.95 career era, 157 strikeouts to 57 walks and 11-14 record.

- As a preseason All-MAAC Selection in 2020, made four starts with a 3.55 ERA with 24 strikeouts to six walks.
- Earned All-MAAC Second Team in 2019 with a 4-6 record, 3.23 ERA and 93 strikeouts to just 14 walks in 94.2 innings pitched.
- McCrum: made 44 appearances with 10 starts in four seasons at Monmouth with a 3.85 ERA, four saves and 102 strikeouts.
- As a starting pitcher in 2017, led the Hawks in starts (10) with a 4-3 record, 5.04 ERA and 46 strikeouts in 55.1 innings pitched.
- Had the second-lowest ERA (3.22) on the team as a freshman with a 2-1 record while also starting 13 games as an infielder.
- Made only three appearances in 2019 due to injury and didn't play in the shortened-2020 season.
- Padilla: Started in both seasons at Little Rock with a .255 batting average, 22 RBI's and seven doubles.
- Posted a .400 slugging percentage and .389 on-base percentage last spring with a pair of doubles.
- Played two seasons at Illinois Central College, appearing in 79 games while batting .281 with three home runs, 14 doubles and 50 RBI's.
- Tarabek: a four-year starter at Fordham, playing mostly at third base and also shortstop, with a career .377 slugging percentage, .321 on-base percentage, 78 RBI's and 34 stolen bases.
- Had a strong start to 2020, going 18-53 (.340) at the plate with two homers, 14 RBI's and four walks for a .422 on-base percentage.
- Served as a key player in 2019, helping the Rams win the A-10 Conference Tournament for an NCAA Regional Appearance, with 61 starts all at third base with 35 runs scored, 15 doubles, 32 RBI, 21 walks, and 14 stolen bases.
- Broke out as a sophomore with 16 extra-base hits for a .390 slugging percentage and 27 RBI as well as 16 stolen bases.
- A four-year letterwinner at nearby Hempfield and led the team to four WPIAL AAAA Section 2 Championships (2013-16) while earning all-section honors three times.
- Sawyer: served as a key reliever in all four years.
- Earned a save at Liberty in one of three appearances in 2020.
- Pitched to a 1-1 record with a 1.73 ERA and 32 strikeouts with 14 walks in 26.0 innings pitched as a junior and led Seton Hall in ERA and saves (four).
- Tossed two scoreless innings, without allowing a hit, including two strikeouts against Pitt on Feb. 24, 2018.

DÉJÀ VU

- Pitt faced Indiana State in last year's opening day on Feb. 14 in the same tournament in Port Charlotte and blew out the Sycamores 11-1.
- The Panthers used the long ball in for the win, as Washington Jr., Hess and Wash all hit homers with at least one runner on base.
- Corcoran started and threw five scoreless innings with a then-career high eight strikeouts and only three hits and two walks.

SCOUTING THE OPPONENT-FLORIDA STATE

- Florida State won its season-opening series against North Florida at home, dropping the opener 7-4 but rebounding for 14-4 and 8-4 wins in a Sunday doubleheader.
- Ranked as high as No. 9 by Baseball America in this week's national polls, FSU was picked third in the Atlantic Division in the ACC Preseason Coaches' Poll with a first-place vote.
- All three weekend starters rank among the Top 150 nationally, according to D1Baseball.com.
- Redshirt-sophomore outfielder Robby Martin was named to the Golden Spikes Award Watch List. Martin has hit over .300 in both seasons at Florida State and led the team with a .324 average in 2020.

ALL-TIME SERIES

- Florida State leads the series 26-2.
- Both Panthers' wins have come in ACC series as the two

teams have played three against each other since Pitt joined the league.

50-GAME SLATE

- This season the Panthers will play a 50-game schedule.
- Pitt plays 12 ACC weekend series instead of the traditional 10 and a total of 27 games at Charles L. Cost Field.
- The ACC-opening series against Florida State is the first-ever conference game played in February for Pitt. The previous earliest league game in program history was March 7, 2015 at No. 1 Virginia, where the Panthers won 1-0 in the first game of a doubleheader.
- Pitt is scheduled to play more than half of its games (26) this season against opponents that have been ranked in the top-20 by at least one of the major preseason polls: No. 2 Louisville, No. 5 Virginia, No. 6 Miami, No. 9 Florida State, No. 11 NC State, No. 15 Georgia Tech, No. 16 Duke and No. 17 Wake Forest.

THE POPA BROTHERS

- For the first time in their lives, Nico and Dom Popa will be on the same baseball team.
- With a four-year age gap, the brothers never had the chance to play competitively with each other.
- The COVID cancellation of last year created the opportunity for the two to play together.
- The pair are second-generation Panther baseball players, as their dad Alan played for Pitt in the 1986 and '87 seasons.

UP NEXT

- Pitt goes back on the road for a three-game series against Duke, beginning Friday at 4 p.m.

HOME RUN TRACKER

Player	Date	Opponent	Pitcher	Inning	Outs	On Base	Score	Final
David Yann	2/20	Indiana State	Joey Hurth	9th	1	None	8-2	8-2
Nico Popa	2/23	Jacksonville	Jack Carver	7th	2	None	7-2	7-2

HONORS & AWARDS

PITT STUDENT ATHLETE OF THE WEEK
Sky Duff - Feb. 22

HOME RUN WATCH

NAME	CAREER	2021	LAST
David Yann	17	1	2/21 vs. Indiana State
Ron Washington Jr.	12	0	2/28/20 vs. Central Connecticut State
Nico Popa	11	1	2/23 at Jacksonville
Kyle Hess	4	0	2/29/20 vs. Lehigh
Sam Frontino	2	0	3/10/20 at USF
Riley Wash	2	0	3/1/20 vs. Central Connecticut State
Sky Duff	1	0	2/28/20 vs. Lehigh
Bryce Hulett	1	0	2/28/20 vs. Central Connecticut State

NUMERICAL ROSTER

No.	Name	Year	Pos.	B/T	Ht.	Wt.	Hometown/High School (Previous School)
1	Nico Popa	SR	OF	R/R	5-11	180	Pittsburgh, Pa./Seton La-Salle
2	Samuel Frontino	JR	IN	R/R	5-11	183	Painesville, Ohio/Notre Dame Cathedral Latin (John A. Logan)
3	Sky Duff	SO	INF	L/R	5-9	180	Shamong, N.J./Bishop Eustace Prep
4	Nico Samarkos	JR	C	R/R	5-11	180	Gainesville, Fla./Gainesville
5	Jordan Anderson	JR	OF	R/R	6-1	185	Madison, Ala./James Clemens (Chipola College)(Mississippi State)
6	Dom Popa	OF	Fr.	L/L	5-11	170	Pittsburgh, Pa. / Seton-LaSalle HS
8	Brady Devereux	SO	RHP	R/R	6-2	200	Glen Mills, Pa./Malvern Prep
11	Brock Franks	SO	SS	L/R	6-1	180	San Diego, Calif./Rancho Bernardo HS (Northwest Florida State JC)
12	Chase Smith	JR	RHP	R/R	6-2	180	Marietta, Ga./Pope
13	Corey Sawyer	GR	LHP	L/L	5-11	187	Kearny, N.J./Kearny HS (Seton Hall)
14	Jackson Phinney	FR	C	R/R	6-1	225	Marshfield, Mass./Nobles HS
15	Bryce Hulett	JR	INF	L/L	6-2	200	Lake Wales, Fla./ Lake Wales (Southern Nevada)
17	Chris Cappas	JR	OF/LHP	L/L	5-11	175	Lynbrook, N.Y./Kellenberg Memorial
18	Matt Tarabek	GR	INF	R/R	6-1	205	Irwin, Pa./Hempfield HS (Fordham)
19	Lucas Ismaili	FR	SS	R/R	6-0	175	Dunedin, Fla./East Lake HS
20	Cameron Barto	FR	INF	S/R	5-11	175	Lancaster, Pa./Lancaster Catholic
21	Kyle Hess	SO	OF	L/R	6-1	200	Mount Joy, Pa./Donegal
23	Ron Washington Jr.	JR	OF/IB	R/R	6-1	215	Houston, Texas/Ridge Point
24	David Yanni	R-SR	INF	L/R	6-0	205	Pipersville, Pa./Central Bucks-East
26	Ramon Padilla	SR	C	R/R	5-10	190	Tinley Park, Ill./Victor J. Andrew HS (Illinois Central/Little Rock)
27	Mitch Myers	JR	RHP	R/R	6-2	190	Lanette, Ala./ Opelika (Florida Southwestern State)
28	Jordan McCrum	GR	RHP	R/R	5-11	175	Dallas, Pa./Dallas Senior HS (Monmouth)
29	Chris Pouliot	FR	LHP	L/L	6-0	175	Boischatel, Quebec, Canada/Cardinal-Roy Secondary
31	Stephen Hansen	GR	RHP	R/R	6-1	190	Manalapan, N.J./Manalapan HS (Iona)
32	Billy Corcoran	SO	RHP	R/R	6-7	190	Milmont Park, Pa./Malvern Prep
33	Riley Wash	JR	C	R/R	6-2	192	Altamonte Springs, Fla./Lake Brantley (St. Johns River)
34	Chris Gomez	SR	RHP	R/R	6-2	170	Miami, Fla./ South Dade
35	Tom Colcombe	FR	LHP	L/L	5-10	165	Pittsburgh, Pa./Peters Township
36	Dylan Lester	R-JR	RHP	R/R	6-1	210	Brenham, Texas/Brenham (San Jacinto CC) (Houston)
38	C.J. McKennitt	SO	RHP	R/R	6-2	210	Concord, Mass./St. Mark's (Holy Cross)
39	CJ Funk	FR	OF	R/R	6-0	215	Bellefonte, Pa./Bellefonte Area HS
41	Jarett Bach	FR	LHP	L/L	6-4	200	Smithton, Pa./ Yough
43	Josh Collett	JR	RHP	R/R	6-4	170	Dunedin, Fla./Dunedin HS (Seminole State JC)
45	Matt Gilbertson	JR	RHP	R/R	6-0	190	Henderson, Nev./ Green Valley (Southern Nevada)
48	David Ferguson	FR	RHP	R/R	6-6	220	Downingtown, Pa./Downingtown East HS
49	Dominic Verraastro	SO	RHP	R/R	6-1	175	Scott Township, Pa./Lakeland HS (Lackawanna JC)

ALPHABETICAL ROSTER

No.	Name	Pos.	Year
5	Jordan Anderson	JR	OF
41	Jarett Bach	FR	LHP
20	Cameron Barto	FR	INF
17	Chris Cappas	JR	OF/LHP
35	Tom Colcombe	FR	LHP
43	Josh Collett	JR	RHP
32	Billy Corcoran	SO	RHP
8	Brady Devereux	SO	RHP
3	Sky Duff	SO	INF
48	David Ferguson	FR	RHP
11	Brock Franks	SO	SS
2	Samuel Frontino	JR	IN
39	CJ Funk	FR	OF
45	Matt Gilbertson	JR	RHP
34	Chris Gomez	SR	RHP
31	Stephen Hansen	GR	RHP
21	Kyle Hess	SO	OF
15	Bryce Hulett	JR	INF
19	Lucas Ismaili	FR	SS
36	Dylan Lester	R-JR	RHP
28	Jordan McCrum	GR	RHP
38	C.J. McKennitt	SO	RHP
27	Mitch Myers	JR	RHP
26	Ramon Padilla	SR	C
14	Jackson Phinney	FR	C
6	Dom Popa	OF	Fr.
1	Nico Popa	SR	OF
29	Chris Pouliot	FR	LHP
4	Nico Samarkos	JR	C
13	Corey Sawyer	GR	LHP
12	Chase Smith	JR	RHP
18	Matt Tarabek	GR	INF
49	Dominic Verraastro	SO	RHP
33	Riley Wash	JR	C
23	Ron Washington Jr.	JR	OF/IB
24	David Yanni	R-SR	INF

PRONUNCIATIONS

Nico Popa	knee-co pope-ah
Brady Devereux	dev-eh-row
Chris Cappas	cap-iss
David Yanni	yawn-ie
Chris Pouliot	Pool-ee-oh (silent T)
Nico Samarkos	knee-co sah-mark-ohs
Billy Corcoran	cork-rin
Tom Colcombe	cool-come
Jarett Bach	baych
Lucas Ismaili	ls-mall-ee

PANTHERS BY POSITION

CATCHERS

Jackson Phinney	FR
Ramon Padilla	FR
Nico Samarkos	JR
Riley Wash	JR

INFIELDERS

Cameron Barto	FR
Sky Duff	SO
Brock Franks	SO
Samuel Frontino	JR
Bryce Hulett	JR
Lucas Ismaili	FR
Matt Tarabek	GR
David Yanni	R-SR

OUTFIELDERS

Jordan Anderson	SO
CJ Funk	FR
Kyle Hess	SO
Dom Popa	FR
Nico Popa	SR
Ron Washington Jr.	JR

PITCHERS

Jarett Bach	FR
Chris Cappas	JR
Tom Colcombe	FR
Josh Collett	JR
Billy Corcoran	SO
Brady Devereux	SO
David Ferguson	FR
Chris Gomez	SR
Matt Gilbertson	JR
Stephen Hansen	SR
Dylan Lester	JR
Jordan McCrum	GR
C.J. McKennit	SO
Mitch Myers	JR
Chris Pouliot	FR
Chase Smith	JR
Dominic Verraastro	SO

PANTHERS BY STATE

ALABAMA (2)

Jordan Anderson, Mitch Meyers

CALIFORNIA (1)

Brock Franks

FLORIDA (6)

Josh Collett, Chris Gomez, Bryce Hulett, Lucas Ismaili, Nico Samarkos, Riley Wash

GEORGIA (1)

Chase Smith

ILLINOIS (1)

Ramon Padilla

MASSACHUSETTS (2)

C.J. McKennitt, Jackson Phinney

NEVADA (1)

Matt Gilbertson

NEW JERSEY (3)

Sky Duff, Stephen Hansen, Corey Sawyer

NEW YORK (1)

Chris Cappas

OHIO (1)

Samuel Frontino

PENNSYLVANIA (14)

Jarett Bach, Cameron Barto, Tom Colcombe, Billy Corcoran, Brady Devereux, David Ferguson, CJ Funk, Kyle Hess, Jordan McCrum, Dom Popa, Nico Popa, Matt Tarabek, Dominic Verraastro, David Yanni

TEXAS (2)

Dylan Lester, Ron Washington Jr.

CANADA (1)

Chris Pouliot



HEAD COACH

MIKE BELL

CoachMikeBell22

Education: Florida State, '96
Playing Experience: Montreal Expos; Baltimore Orioles (1995-2000); reached as high as AA
Coaching Experience: Tennessee (2005-07); Oklahoma (2008-11); Florida State (2012-18) Pitt (2019-present)
Family: Wife (Alicia); Daughter (Alexis); Son (Kyler)

A left-handed pitcher and first baseman for the Seminoles, Bell reached the College World Series as a player in both 1994 and 1995. Bell posted a two-year record of 14-4 with a 3.00 ERA and was twice named to the ACC Academic Honor Roll. He earned a bachelor's degree in physical education at Florida State in 1996 and previously spent two seasons as a pitcher at Hernando Community College, where he was a two-time All-Suncoast Conference selection.

Mike Bell enters his third season as head coach of Pitt baseball. Bell was hired in July of 2018, becoming the fifth head coach in Pitt baseball history and bringing 14 years of Division I coaching experience to the Panther program. He joined Pitt after a seven-year stint as the associate head coach and pitching coach at ACC powerhouse Florida State.

ed a 3.00 ERA, which is the Sooners' lowest since 1978. Four of his hurlers earned All-Big 12 honors, including second-team All-American Michael Rocha. The Sooners posted a 41-17 record and were ranked No. 15 in the USA Today/ESPN Coaches poll. In 2010, his pitching staff was instrumental in leading OU back to the College World Series for the first time since 1995.

Selected in the 20th round of the 1995 draft by the Montreal Expos, Bell spent six years in the minors, including the final three with the Baltimore Orioles' organization where he reached the Double-A level.

Bell is married to the former Alicia Favarato, a Florida State graduate, and the couple has two children, daughter, Alexis, and son, Kyler.

In 2020, Bell guided the Panthers to a 10-6 record before the season was cut short due to COVID-19. Revamping the roster with 21 newcomers, Bell led the Panthers to a 10-1 start to the year, tied for the second-best start through 11 games in program history. Pitt's offense played a huge part, ranking in the nation second in doubles per game (2.88), 37th in slugging percentage (.447) and 38th in scoring (7.3 runs per game).

Beyond his Division I experience, he spent two seasons as the pitching coach and recruiting coordinator at Division II perennial power Florida Southern, where the Mocs twice finished in the top 20 nationally in ERA. He launched his coaching career in 2002 at Brandon High, where he led the team to a district title and a regional runner-up finish as the head coach, earning Hillsborough County Coach of the Year honors.

Since 2005, Bell has helped lead three teams to four College World Series appearances - Tennessee (2005), Oklahoma (2010) and Florida State (2012 & 2017). He has coached nine first round draft picks, 35 Top-10 round picks, 92 overall Draft picks, 19 Major Leaguers, and helped guide 12 Top-25 recruiting classes. In 2012, he was named the Perfect Game Assistant Coach of the Year and was named the No. 13 recruiter in the country by D1Baseball.com prior to the 2017 season.



In five of his seven seasons, Florida State pitchers have recorded 500 or more strikeouts, including a pair of top 10 seasons in 2017 (640, fifth most) and 2018 (635, seventh most). The Seminoles posted a 314-136-0 record in his tenure, reaching a Super Regional on three occasions, advancing to the College World Series twice. Florida State captured three ACC titles in Bell's time in Tallahassee, Fla., taking home conference tournament titles in 2015, 2017 and 2018.

Bell made stops at Oklahoma and Tennessee in his time prior to Florida State. In his first seven seasons at the Division I level, including four at Oklahoma and three at Tennessee, he helped recruit and develop 22 pitchers who were selected in the Major League Baseball draft. That includes three first-round selections - including 2006 No. 1 overall pick Luke Hochevar.

In four seasons at Oklahoma, Bell's pitching staffs established a number of new standards. His 2011 group post-

ACC STANDINGS (As of Feb. 25)

Team	ACC	ACC %	COASTAL DIVISION				
			OVERALL	OVERALL %	HOME	AWAY	NEUTRAL
North Carolina	0-0	0.000	3-0	1.000	3-0	0-0	0-0
Virginia Tech	0-0	0.000	3-0	1.000	3-0	0-0	0-0
Pitt	0-0	0.000	3-1	0.750	0-0	1-0	2-1
Georgia Tech	0-0	0.000	3-1	0.750	3-1	0-0	0-0
Virginia	0-0	0.000	3-1	0.750	3-1	0-0	0-0
Miami	0-0	0.000	2-1	0.667	0-0	2-1	0-0
Duke	0-0	0.000	1-2	0.333	0-0	1-2	0-0

Team	ACC	ACC %	ATLANTIC DIVISION				
			OVERALL	OVERALL %	HOME	AWAY	NEUTRAL
Louisville	0-0	0.000	4-0	1.000	4-0	0-0	0-0
Boston College	0-0	0.000	3-0	1.000	0-0	3-0	0-0
Clemson	0-0	0.000	3-0	1.000	3-0	0-0	0-0
Florida State	0-0	0.000	2-1	0.667	2-1	0-0	0-0
NC State	0-0	0.000	2-1	0.667	2-1	0-0	0-0
Wake Forest	0-0	0.000	2-2	0.500	2-2	0-0	0-0
Notre Dame	0-0	0.000	0-0	0.000	0-0	0-0	0-0

THE LAST TIME

TEAM	
Beat a top-five team	vs. #5 North Carolina (5/23/18)
Beat a top-10 team	at #7 Georgia Tech (5/18/19)
Beat a top-25 team	at #7 Georgia Tech (5/18/19)
Won when trailing after eight	vs. Saint Joseph's (2/14/20)
Scored 10 or more runs	10 vs. Indiana State (2/21/21)
Scored 15 or more runs	15 vs. Lehigh (2/28/20)
Scored 20 or more runs	26 vs. Maryland Eastern Shore (5/1/19)
Allowed 10 or more runs	12 at USF (3/10/20)
Allowed 15 or more runs	15 at Florida State (5/4/19)
Allowed 20 or more runs	20 vs. Wake Forest (4/13/19, G1)
Recorded 10 or more hits	14 at Jacksonville (2/23/20)
Recorded 15 or more hits	vs. Saint Joseph's (2/14/20)
Recorded 20 or more hits	vs. Saint Joseph's (2/14/20)
Hit five or more doubles	5 vs. Lehigh (2/29/20)
Hit two or more triples	2 vs. Wake Forest (4/13/19, G2)
Hit three or more home runs	3 vs. Indiana State (2/14/20)
Hit back-to-back home runs	Connor Perry & Nico Popa at Florida State (5/5/19)
Stole five or more bases	5 at Youngstown State (4/8/15)
Drew 10 or more walks	11 vs. Maryland Eastern Shore (5/1/19)
Drew 15 or more walks	15 vs. Villanova (2/15/19)
Shutout a team	10-0 vs. Lehigh (2/29/19)
Was shutout	vs. Indiana State (2/19/21)
Threw a no-hitter	vs. Robert Morris (Luciow) (1981)

INDIVIDUAL	
Scored four or more runs	4, Samuel Frontino vs. Lehigh (2/28/20)
Had four or more hits	4, Nico Popa vs. Maryland Eastern Shore (5/1/19)
Hit two or more doubles	2, Kyle Hess vs. Indiana State (2/21/21)
Hit three or more doubles	3, Ron Washington Jr. vs. Miami (3/30/19)
Hit two or more triples	2, Nico Popa vs. Wake Forest (4/13/19, G2)
Hit two or more home runs	2, Connor Perry vs. Western Michigan (5/7/19)
Hit a grand slam	David Yanni vs. Maryland Eastern Shore (5/1/19)
Stole three bases	3, Liam Sabino vs. #19 Duke (3/14/18)
Drew three or more walks	4, Sky Duff vs. Youngstown State (3/5/20)
Was hit by two or more pitches	2, Nico Popa vs. Western Michigan (5/7/19)
Recorded five RBI	5, David Yanni vs. Eastern Michigan (5/22/20)
Recorded six or more RBI	6, Kyle Hess vs. Lehigh (2/29/20)
Had two players with four or more RBI	Yanni (6), Mendez (4), Klapak (4) vs. Maryland Eastern Shore (5/1/19)
Led off a game with a home run	Connor Perry at Virginia (3/22/19)
Hit an inside-the-park home run	David Yanni vs. Indiana State (2/20/21)
Had 10 strikeouts	10, Mitch Myers vs. Lehigh (2/29/20)
Had 11 or more strikeouts	11, Dan Hammer vs. Presbyterian (4/27/19, G2)
Had 12 or more strikeouts	12, Derek West vs. Wake Forest (4/12/19)
Struck out four or more in one inning	4, Chris Cappas vs. Youngstown State (3/4/20)

PITT'S RECORD

In All Games	3-1
In Home Games	0-0
In Road Games	1-0
In Neutral Site Games	2-1
In All ACC Games	0-0
In Home ACC Games	0-0
In Road ACC Games	0-0
In All Non-Conference Games	3-1
In Home Non-Conference Games	0-0
In Road Non-Conference Games	0-0
In Neutral Site Non-Conference Games	2-1
In the Postseason	0-0
On Mondays	0-0
On Tuesdays	1-0
On Wednesdays	0-0
On Thursdays	0-0
On Fridays	0-1
On Saturdays	1-0
On Sundays	1-0
In February	3-1
In March	0-0
In April	0-0
In May	0-0
In Day Games	2-1
In Night Games	1-0
Against Top-25 Teams	0-0
Against Top-10 Teams	0-0
Against Top-5 Teams	0-0
Following a Loss	1-0
Against Left-Handed Starters	0-1
Against Right-Handed Starters	3-0
On a Grass Surface	3-1
An Artificial Surface	0-0
When Wearing White	1-1
When Wearing Royal Blue	2-0
When Wearing Grey	0-0
In Shutouts	0-1
When Scoring in the 1st Inning	1-0
When Pitt Out-Hits the Opponent	3-0
When the Opponent Out-Hits Pitt	0-1
When Hits are tied	0-1
When Pitt Gets 10+ Hits	2-0
When Pitt Hits a Home Run	2-0
When Pitt Commits 0-1 Errors	2-1
When Pitt Commits 2+ Errors	1-0
When Pitt Scores First	3-0
When the Opponent Scores First	0-1
In One-Run Games	0-0
In Two-Run Games	0-0
In Three-Run Games	0-0
When Scoring 5 or More Runs	3-0
When Allowing Five or More Runs	0-0
When Leading After 6 Innings	3-0
When Tied After 6 Innings	0-0
When Trailing After 6 Innings	0-1
When Leading After 7 Innings	3-0
When Tied After 7 Innings	0-0
When Trailing After 7 Innings	0-1
When Leading After 8 Innings	3-0
When Tied After 8 Innings	0-0
When Trailing After 8 Innings	0-1
In Extra Inning Games	0-0
In Series Openers	0-1
In Series	1-0
In Series Sweeps	0-0

PITT'S INNING BY INNING SCORING

Team	1	2	3	4	5	6	7	8	9	Ex.
Pitt	2	2	1	5	4	5	5	0	1	0
Opponents	3	2	0	1	1	2	0	0	0	0

TEAM SEASON HIGHS

At bats	37, 2x, at Jacksonville (2/23), vs. Indiana State (2/21)
Runs	10 vs. Indiana State (2/21)
Hits	14 at Jacksonville (2/23)
RBI	10 vs. Indiana State (2/21)
Doubles	3 at Jacksonville (2/23)
Triples	None
Home runs	1, 2x, at Jacksonville (2/23), vs. Indiana State (2/20)
Walks	9 vs. Indiana State (2/21)
Strikeouts	11 vs. Indiana State (2/19)
Sac hits	1, 2x, at Jacksonville (2/23), vs. Indiana State (2/21)
Sac flies	None
Stolen bases	1, 2x, at Jacksonville (2/23), vs. Indiana State (2/20)
Hit by pitch	1, 3x, last, at Jacksonville (2/23)
Caught stealing	1, 2x, at Jacksonville (2/23), vs. Indiana State (2/20)
Left on base	12, 2x, at Jacksonville (2/23), vs. Indiana State (2/21)
Putouts	27, 4x, at Jacksonville (2/23)
Assists	13 at Jacksonville (2/23)
Errors	2 at Jacksonville (2/23)
DP turned	2 at Jacksonville (2/23)
Runs allowed	4 vs. Indiana State (2/19)
Earned runs allowed	3 vs. Indiana State (2/19)
Walks allowed	7 at Jacksonville (2/23)
Strikeouts	15 vs. Indiana State (2/19)
Hits allowed	11 vs. Indiana State (2/19)

INDIVIDUAL SEASON HIGHS

At bats	5, 2x, Nico Popa at Jacksonville (2/23), Kyle Hess vs. Indiana State (2/21)
Runs	3 at Jacksonville (2/23)
Hits	3, 3x, last Nico Popa at Jacksonville (2/23)
RBI	3, Kyle Hess vs. Indiana State (2/21)
Doubles	2, 2x, last, Kyle Hess vs. Indiana State (2/21)
Triples	None
Home runs	1, 2x, Nico Popa, at Jacksonville (2/23), David Yanni vs. Indiana State (2/20)
Walks	2, 3x, last, Sky Duff at Jacksonville (2/23)
Sac hits	1, 2x, Brock Franks, at Jacksonville (2/23), Jordan Anderson vs. Indiana State (2/21)
Sac flies	None
Stolen bases	1, 2x, Jordan Anderson at Jacksonville (2/23), Bryce Hulett vs. Indiana State (2/20)
Hit by pitch	1, 3x, last, David Yanni at Jacksonville (2/23)
Putouts	13, Riley Wash vs. Indiana State (2/19)
Assists	5, Brock Franks vs. Indiana State (2/20)
Innings pitched	5.0, 2x, last, Matt Gilbertson vs. Indiana State (2/20)
Runs allowed	4, Mitch Myers vs. Indiana State (2/19)
Earned runs allowed	3, Mitch Myers vs. Indiana State (2/19)
Walks allowed	3, David Ferguson at Jacksonville (2/23)
Strikeouts	9, Mitch Myers vs. Indiana State (2/19)
Hits allowed	8, Mitch Myers vs. Indiana State (2/19)

GAME WINNING

RBI		RUN	
Jordan Anderson	1	Jordan Anderson	1
Kyle Hess	1	Bryce Hulett	1
Ron Washington, Jr.	1	Brock Franks	1

GAME-BY-GAME BY POSITION

Date	Opponent	C	1B	2B	3B	SS	LF	CF	RF	DH	SP
2/19	Indiana State	Wash	Hulett	Duff	Tarabek	Yanni	Hess	Anderson	Popa	Washington, Jr.	Myers
2/20	Indiana State	Wash	Hulett	Yanni	Duff	Franks	Hess	Anderson	Popa	Washington, Jr.	Gilbertson
2/21	Indiana State	Padilla	Hulett	Yanni	Duff	Franks	Hess	Anderson	Popa	Washington, Jr.	Corcoran
2/23	at Jacksonville	Wash	Hulett	Yanni	Duff	Franks	Hess	Anderson	Popa	Washington, Jr.	Lester

GAME-BY-GAME BY BATTING ORDER

Date	Opponent	1	2	3	4	5	6	7	8	9	SP
2/19	Indiana State	Duff	Popa	Hess	Washington Jr.	Yanni	Tarabek	Hulett	Wash	Anderson	Myers
2/20	Indiana State	Duff	Popa	Hess	Washington Jr.	Yanni	Hulett	Wash	Franks	Anderson	Gilbertson
2/21	Indiana State	Duff	Popa	Hess	Washington Jr.	Yanni	Hulett	Padilla	Franks	Anderson	Corcoran
2/23	at Jacksonville	Duff	Popa	Hess	Washington Jr.	Yanni	Hulett	Wash	Franks	Anderson	Lester

CHARLES L. COST FIELD

Capacity.....	900
Surface	FieldTurf Synthetic Grass
Lighting	Seven light towers
Bullpens.....	Located along the left (home) and right (visitor) foul lines
Tickets	\$5 admittance
Left Field Foul Line	325 feet
Left Field Power Alley.....	375 feet
Center Field	405 feet
Right Field Power Alley	375 feet
Right Field Foul Line	325 feet
Left Field To Left-Center Wall Height	16 feet
Left-Center To Right Field Wall Height.....	8 feet
First Game	March 16, 2011 vs. Kent State (L, 10-8)
First Pitch Win.....	March 18, 2011 vs. Niagara (W, 9-6)
First Pitch	David Kaye (Pitt) on March 16, 2011
First Hit	Ben Klafczynski (Kent State) on March 16, 2011
First Home Run.....	David Chester (Pitt) on March 16, 2011

ATTENDANCE

All-Time	65,905 (2011-present)
All-Time Sellouts	5
Season	9,650 (2013)
Single Game.....	986 (April 29, 2014 vs. No. 20 Clemson)
Conference Game.....	986 (April 29, 2014 vs. No. 20 Clemson)
Non-conference Game.....	802 (May 8, 2018 vs. Penn State)
March Game.....	607 (March 25, 2017 vs. Virginia Tech)
April Game	986 (April 29, 2014 vs. No. 20 Clemson)
May Game.....	802 (May 8, 2018 vs. Penn State)

YEAR-BY-YEAR RECORDS

2011.....	18-7
2012.....	12-8
2013.....	25-5
2014.....	10-9
2015.....	12-13
2016.....	10-12
2017.....	12-12
2018.....	11-12
2019.....	12-14
2020.....	0-1
Total.....	122-93 (.569)

RECORDS AT COST FIELD

TEAM RECORDS

Attendance:	900 (No. 1 Virginia, 4/6/14)
Longest game:	15 innings (Towson, 3/29/13)
Longest win streak:.....	9 (3/17/13-4/17/13)
Runs (Pitt):	20 (MD Eastern Shore, 5/3/17)
Runs (Opponent):.....	21 (Maryland, 5/11/14)
Margin (Pitt):.....	19 (MD Eastern Shore, 5/3/17)
Margin (Opponent):.....	20 (Maryland, 5/11/14)
Hits (Pitt):.....	21 (Niagara, 3/20/11)
Hits (Opponent):.....	19 (Cincinnati, 4/30/11)
Home Runs (Pitt):.....	4, 2x (Kent State, 3/30/16)
Home Runs (Opponent):.....	4 (Niagara, 3/20/11)
Total Bases (Pitt):.....	38 (Niagara, 3/10/15)
Total Bases (Opponent):.....	29 (Niagara, 3/20/11)
Steals (Pitt):.....	6 (Coppin State, 4/17/13)
Steals (Opponent):.....	5 (Notre Dame, 4/11/11)
Putouts (Pitt):.....	45 (Towson, 3/29/13)
Putouts (Opponent):.....	44 (Towson, 3/29/13)
Assists (Pitt):	22 (Notre Dame, 4/2/11)
Assists (Opponent):.....	21 (Penn State, 3/17/15)
Errors (Pitt):	9 (Cincinnati, 4/18/12)
Errors (Opponent):	4 (Niagara, 3/10/15)
Strikeouts (Pitt):	15 (Georgia Tech, 4/14/18)
Strikeouts (Opponent):.....	18 (No. 1 Virginia, 4/6/14)

INDIVIDUAL RECORDS

Runs (Pitt):	4, 3x (Alex Amos vs. UMES, 5/3/17)
Runs (Opponent):	3, 8x (Sommerville of UMES, 5/4/16)
Hits (Pitt):.....	5 (Evan Oswald vs. YSU, 3/10/13)
Hits (Opponent):.....	4, 6x (Escanilla of UMES, 5/4/16)
Home Runs (Pitt):	2, 6x (Caleb Parry vs. UMES, 5/3/17)
Home Runs (Opponent):.....	2, 5x (Payne of VT, 5/16/15)
Total Bases (Pitt):.....	10 (Anthony DeFabio vs. USF, 4/15/12)
Total Bases (Opponent):.....	10, 2x (Payne of VT, 5/16/15)
Steals (Pitt):.....	3, 2x (last, Liam Sabino vs. #19 Duke, 3/24/18)
Steals (Opponent):.....	3 (DeSico of Notre Dame, 4/1/11)
Putouts (Pitt):.....	19 (Cole MacLaren vs. Georgia Tech, 4/14/18)
Putouts (Opponent):.....	19 (White of Penn State, 3/17/15)
Assists (Pitt)	9, 2x (Evan Oswald vs. Toledo, 3/15/13)
Assists (Opponent):.....	10 (Skerpon of Penn State, 3/17/15)
Strikeouts (Pitt):.....	12, 2x (T.J. Zeuch vs. Duke, 5/19/16)
Strikeouts (Opponent):.....	18 (Kirby of No. 1 Virginia, 4/6/14)

2021 Pitt Baseball
Overall Statistics for Pitt (as of Feb 23, 2021)
(All games Sorted by Batting avg)

Record: 3-1 Home: 0-0 Away: 1-0 Neutral: 2-1 ACC: 0-0

Player	avg	gp-gs	ab	r	h	2b	3b	hr	rbi	tb	slg%	bb	hp	so	gdp	ob%	sf	sh	sb-att	po	a	e	fld%	
1 Nico Popa	.471	4-4	17	5	8	1	0	1	3	12	.706	3	0	4	0	.550	0	0	0-0	2	0	0	1.000	
21 Kyle Hess	.421	4-4	19	3	8	3	0	0	5	11	.579	1	0	4	0	.450	0	0	0-1	4	0	1	.800	
3 Sky Duff	.357	4-4	14	5	5	3	0	0	3	8	.571	6	0	5	0	.550	0	0	0-0	3	9	2	.857	
23 Ron Washington	.294	4-4	17	2	5	0	0	0	3	5	.294	1	0	5	0	.333	0	0	0-0	0	0	0	.000	
15 Bryce Hulett	.267	4-4	15	1	4	0	0	0	5	4	.267	3	1	4	0	.421	0	0	1-1	36	1	0	1.000	
5 Jordan Anderson	.231	4-4	13	2	3	0	0	0	2	3	.231	2	0	4	0	.333	0	1	1-2	5	0	0	1.000	
24 David Yanni	.154	4-4	13	1	2	1	0	1	2	6	.462	4	2	2	0	.421	0	0	0-0	10	13	0	1.000	

26 Ramon Padilla	.500	3-1	4	2	2	0	0	0	0	2	.500	1	0	0	0	.600	0	0	0-0	14	1	0	1.000	
33 Riley Wash	.333	3-3	12	0	4	1	0	0	0	5	.417	0	0	3	1	.333	0	0	0-0	30	2	1	.970	
11 Brock Franks	.200	3-3	10	3	2	0	0	0	0	2	.200	3	0	4	0	.385	0	1	0-0	1	10	0	1.000	
18 Matt Tarabek	.000	2-1	5	0	0	0	0	0	0	0	.000	0	0	2	0	.000	0	0	0-0	1	0	0	1.000	
39 CJ Funk	.000	2-0	2	0	0	0	0	0	0	0	.000	0	0	2	0	.000	0	0	0-0	0	0	0	.000	
6 Dom Popa	.000	2-0	1	0	0	0	0	0	0	0	.000	0	0	0	0	.000	0	0	0-0	1	0	0	1.000	
14 Jackson Phinney	.000	1-0	1	1	0	0	0	0	0	0	.000	0	0	0	0	.000	0	0	0-0	0	0	0	.000	
Totals	.301	4	143	25	43	9	0	2	23	58	.406	24	3	39	1	.412	0	2	2-4	108	38	4	.973	
Opponents	.208	4	130	9	27	3	0	1	9	33	.254	12	2	46	3	.283	1	1	2-2	105	36	6	.959	

LOB - Team (42), Opp (29). DPs turned - Team (5), Opp (1). Picked off - Wash 1.

(All games Sorted by Earned run avg)

Player	era	w-l	app	gs	cg	sho	sv	ip	h	r	er	bb	so	2b	3b	hr	b/avg	wp	hp	bk	sfa	sha
31 Stephen Hansen	0.00	0-0	2	0	0	0/0	1	5.0	4	0	0	1	8	0	0	0	.222	0	0	0	0	0
36 Dylan Lester	0.00	0-0	2	1	0	0/0	0	5.0	3	0	0	0	8	0	0	0	.167	0	0	0	0	0
45 Matt Gilbertson	1.80	1-0	1	1	0	0/0	0	5.0	4	2	1	0	3	1	0	0	.200	1	1	0	0	0
27 Mitch Myers	5.40	0-1	1	1	0	0/0	0	5.0	8	4	3	1	9	2	0	1	.333	0	0	0	0	0

32 Corcoran, Billy	0.00	0-0	1	1	0	0/0	0	4.0	2	0	0	1	5	0	0	0	.167	0	0	0	0	1
28 Jordan McCrum	0.00	0-0	2	0	0	0/0	0	3.1	0	0	0	1	4	0	0	0	.000	0	0	0	0	0
48 David Ferguson	0.00	1-0	1	0	0	0/0	0	1.1	0	0	0	3	0	0	0	0	.000	0	0	0	0	0
34 Chris Gomez	0.00	0-0	1	0	0	0/0	0	1.0	1	0	0	0	1	0	0	0	.333	0	0	0	0	0
13 Corey Sawyer	0.00	0-0	1	0	0	0/0	0	1.0	0	0	0	1	1	0	0	0	.000	0	0	0	0	0
29 Chris Pouliot	4.50	1-0	1	0	0	0/0	0	2.0	2	1	1	1	1	0	0	0	.286	0	1	0	1	0
12 Chase Smith	5.40	0-0	2	0	0	0/0	0	3.1	3	2	2	3	6	0	0	0	.250	1	0	0	0	0
Totals	1.75	3-1	4	4	0	0/0	1	36.0	27	9	7	12	46	3	0	1	.208	2	2	0	1	1
Opponents	5.66	1-3	4	4	0	1/1	1	35.0	43	25	22	24	39	9	0	2	.301	5	3	0	0	2

PB - Team (0), Opp (1). Pickoffs - Team (0), Opp (1). SBA/ATT - Wash (2-2), Myers (1-1), Smith (1-1).

2021 Pitt Baseball
Team Game-by-Game for Pitt (as of Feb 23, 2021)
Batting (All games)

Date	Opponent	ab	r	h	rbi	2b	3b	hr	tb	bb	ibb	sb	cs	hbp	sac	sf	gdp	k	po	a	e	lob	avg
Feb 19	vs Indiana State	33	0	6	0	2	0	0	8	1	0	0	0	0	0	0	0	11	27	7	1	7	.182
Feb 20	vs Indiana State	36	8	10	6	2	0	1	15	6	0	1	1	1	0	0	0	9	27	9	1	8	.232
Feb 21	vs Indiana State	37	10	13	10	2	0	0	15	9	0	0	0	1	1	0	0	10	27	9	0	14	.274
Feb 23	at Jacksonville	37	7	14	7	3	0	1	20	8	0	1	1	1	1	0	1	9	27	13	2	13	.301
Totals		143	25	43	23	9	0	2	58	24	0	2	2	3	2	0	1	39	108	38	4	42	.301

2021 Pitt Baseball
Team Game-by-Game for Pitt (as of Feb 23, 2021)
Pitching (All games)

Date	Opponent	ip	h	r	er	bb	so	2b	3b	hr	wp	bk	hbp	dp	ibb	score	w-l	sv	era
Feb 19	vs Indiana State	9.0	11	4	3	1	15	2	0	1	0	0	0	1	0	0-4	0-1	0	3.00
Feb 20	vs Indiana State	9.0	6	2	1	1	10	1	0	0	1	0	1	1	0	8-2	1-1	1	2.00
Feb 21	vs Indiana State	9.0	4	1	1	3	11	0	0	0	0	0	1	1	0	10-1	2-1	1	1.67
Feb 23	at Jacksonville	9.0	6	2	2	7	10	0	0	0	1	0	0	2	0	7-2	3-1	1	1.75
Totals		36.0	27	9	7	12	46	3	0	1	2	0	2	5	0	25-9	3-1	1	1.75

2021 Pitt Baseball Batting Leaders for Pitt (as of Feb 23, 2021) (All games)

Hitting minimums - 4 Games 25% of Games 10 AB 1.0 AB/Game 15 TPA 1.0 TPA/Game
Pitching minimums - 1 Games 10% of Games 5 IP 5 BF

<table border="1" style="width: 100%; border-collapse: collapse;"> <thead> <tr> <th colspan="2" style="background-color: #f2f2f2;">Batting avg</th> </tr> </thead> <tbody> <tr><td>1. 1 Nico Popa</td><td style="text-align: right;">.471</td></tr> <tr><td>2. 21 Kyle Hess</td><td style="text-align: right;">.421</td></tr> <tr><td>3. 3 Sky Duff</td><td style="text-align: right;">.357</td></tr> <tr><td>4. 23 Ron Washington</td><td style="text-align: right;">.294</td></tr> <tr><td>5. 15 Bryce Hulett</td><td style="text-align: right;">.267</td></tr> </tbody> </table>	Batting avg		1. 1 Nico Popa	.471	2. 21 Kyle Hess	.421	3. 3 Sky Duff	.357	4. 23 Ron Washington	.294	5. 15 Bryce Hulett	.267	<table border="1" style="width: 100%; border-collapse: collapse;"> <thead> <tr> <th colspan="2" style="background-color: #f2f2f2;">Slugging pct</th> </tr> </thead> <tbody> <tr><td>1. 1 Nico Popa</td><td style="text-align: right;">.706</td></tr> <tr><td>2. 21 Kyle Hess</td><td style="text-align: right;">.579</td></tr> <tr><td>3. 3 Sky Duff</td><td style="text-align: right;">.571</td></tr> <tr><td>4. 24 David Yanni</td><td style="text-align: right;">.462</td></tr> <tr><td>5. 23 Ron Washington</td><td style="text-align: right;">.294</td></tr> </tbody> </table>	Slugging pct		1. 1 Nico Popa	.706	2. 21 Kyle Hess	.579	3. 3 Sky Duff	.571	4. 24 David Yanni	.462	5. 23 Ron Washington	.294	<table border="1" style="width: 100%; border-collapse: collapse;"> <thead> <tr> <th colspan="2" style="background-color: #f2f2f2;">On base pct</th> </tr> </thead> <tbody> <tr><td>1. 1 Nico Popa</td><td style="text-align: right;">.550</td></tr> <tr><td>3 Sky Duff</td><td style="text-align: right;">.550</td></tr> <tr><td>3. 21 Kyle Hess</td><td style="text-align: right;">.450</td></tr> <tr><td>4. 15 Bryce Hulett</td><td style="text-align: right;">.421</td></tr> <tr><td>24 David Yanni</td><td style="text-align: right;">.421</td></tr> </tbody> </table>	On base pct		1. 1 Nico Popa	.550	3 Sky Duff	.550	3. 21 Kyle Hess	.450	4. 15 Bryce Hulett	.421	24 David Yanni	.421
Batting avg																																						
1. 1 Nico Popa	.471																																					
2. 21 Kyle Hess	.421																																					
3. 3 Sky Duff	.357																																					
4. 23 Ron Washington	.294																																					
5. 15 Bryce Hulett	.267																																					
Slugging pct																																						
1. 1 Nico Popa	.706																																					
2. 21 Kyle Hess	.579																																					
3. 3 Sky Duff	.571																																					
4. 24 David Yanni	.462																																					
5. 23 Ron Washington	.294																																					
On base pct																																						
1. 1 Nico Popa	.550																																					
3 Sky Duff	.550																																					
3. 21 Kyle Hess	.450																																					
4. 15 Bryce Hulett	.421																																					
24 David Yanni	.421																																					
<table border="1" style="width: 100%; border-collapse: collapse;"> <thead> <tr> <th colspan="2" style="background-color: #f2f2f2;">Runs scored</th> </tr> </thead> <tbody> <tr><td>1. 3 Sky Duff</td><td style="text-align: right;">5</td></tr> <tr><td>1 Nico Popa</td><td style="text-align: right;">5</td></tr> <tr><td>3. 21 Kyle Hess</td><td style="text-align: right;">3</td></tr> <tr><td>11 Brock Franks</td><td style="text-align: right;">3</td></tr> <tr><td>5. 3 tied at.....</td><td style="text-align: right;">2</td></tr> </tbody> </table>	Runs scored		1. 3 Sky Duff	5	1 Nico Popa	5	3. 21 Kyle Hess	3	11 Brock Franks	3	5. 3 tied at.....	2	<table border="1" style="width: 100%; border-collapse: collapse;"> <thead> <tr> <th colspan="2" style="background-color: #f2f2f2;">Hits</th> </tr> </thead> <tbody> <tr><td>1. 21 Kyle Hess</td><td style="text-align: right;">8</td></tr> <tr><td>1 Nico Popa</td><td style="text-align: right;">8</td></tr> <tr><td>3. 23 Ron Washington</td><td style="text-align: right;">5</td></tr> <tr><td>3 Sky Duff</td><td style="text-align: right;">5</td></tr> <tr><td>5. 2 tied at.....</td><td style="text-align: right;">4</td></tr> </tbody> </table>	Hits		1. 21 Kyle Hess	8	1 Nico Popa	8	3. 23 Ron Washington	5	3 Sky Duff	5	5. 2 tied at.....	4	<table border="1" style="width: 100%; border-collapse: collapse;"> <thead> <tr> <th colspan="2" style="background-color: #f2f2f2;">Runs batted in</th> </tr> </thead> <tbody> <tr><td>1. 21 Kyle Hess</td><td style="text-align: right;">5</td></tr> <tr><td>15 Bryce Hulett</td><td style="text-align: right;">5</td></tr> <tr><td>3. 23 Ron Washington</td><td style="text-align: right;">3</td></tr> <tr><td>3 Sky Duff</td><td style="text-align: right;">3</td></tr> <tr><td>1 Nico Popa</td><td style="text-align: right;">3</td></tr> </tbody> </table>	Runs batted in		1. 21 Kyle Hess	5	15 Bryce Hulett	5	3. 23 Ron Washington	3	3 Sky Duff	3	1 Nico Popa	3
Runs scored																																						
1. 3 Sky Duff	5																																					
1 Nico Popa	5																																					
3. 21 Kyle Hess	3																																					
11 Brock Franks	3																																					
5. 3 tied at.....	2																																					
Hits																																						
1. 21 Kyle Hess	8																																					
1 Nico Popa	8																																					
3. 23 Ron Washington	5																																					
3 Sky Duff	5																																					
5. 2 tied at.....	4																																					
Runs batted in																																						
1. 21 Kyle Hess	5																																					
15 Bryce Hulett	5																																					
3. 23 Ron Washington	3																																					
3 Sky Duff	3																																					
1 Nico Popa	3																																					
<table border="1" style="width: 100%; border-collapse: collapse;"> <thead> <tr> <th colspan="2" style="background-color: #f2f2f2;">Doubles</th> </tr> </thead> <tbody> <tr><td>1. 3 Sky Duff</td><td style="text-align: right;">3</td></tr> <tr><td>21 Kyle Hess</td><td style="text-align: right;">3</td></tr> <tr><td>3. 24 David Yanni</td><td style="text-align: right;">1</td></tr> <tr><td>33 Riley Wash</td><td style="text-align: right;">1</td></tr> <tr><td>1 Nico Popa</td><td style="text-align: right;">1</td></tr> </tbody> </table>	Doubles		1. 3 Sky Duff	3	21 Kyle Hess	3	3. 24 David Yanni	1	33 Riley Wash	1	1 Nico Popa	1	<table border="1" style="width: 100%; border-collapse: collapse;"> <thead> <tr> <th colspan="2" style="background-color: #f2f2f2;">Triples</th> </tr> </thead> <tbody> </tbody> </table>	Triples		<table border="1" style="width: 100%; border-collapse: collapse;"> <thead> <tr> <th colspan="2" style="background-color: #f2f2f2;">Home runs</th> </tr> </thead> <tbody> <tr><td>1. 1 Nico Popa</td><td style="text-align: right;">1</td></tr> <tr><td>24 David Yanni</td><td style="text-align: right;">1</td></tr> </tbody> </table>	Home runs		1. 1 Nico Popa	1	24 David Yanni	1																
Doubles																																						
1. 3 Sky Duff	3																																					
21 Kyle Hess	3																																					
3. 24 David Yanni	1																																					
33 Riley Wash	1																																					
1 Nico Popa	1																																					
Triples																																						
Home runs																																						
1. 1 Nico Popa	1																																					
24 David Yanni	1																																					
<table border="1" style="width: 100%; border-collapse: collapse;"> <thead> <tr> <th colspan="2" style="background-color: #f2f2f2;">Total bases</th> </tr> </thead> <tbody> <tr><td>1. 1 Nico Popa</td><td style="text-align: right;">12</td></tr> <tr><td>2. 21 Kyle Hess</td><td style="text-align: right;">11</td></tr> <tr><td>3. 3 Sky Duff</td><td style="text-align: right;">8</td></tr> <tr><td>4. 24 David Yanni</td><td style="text-align: right;">6</td></tr> <tr><td>5. 2 tied at....</td><td style="text-align: right;">5</td></tr> </tbody> </table>	Total bases		1. 1 Nico Popa	12	2. 21 Kyle Hess	11	3. 3 Sky Duff	8	4. 24 David Yanni	6	5. 2 tied at....	5	<table border="1" style="width: 100%; border-collapse: collapse;"> <thead> <tr> <th colspan="2" style="background-color: #f2f2f2;">Walks</th> </tr> </thead> <tbody> <tr><td>1. 3 Sky Duff</td><td style="text-align: right;">6</td></tr> <tr><td>2. 24 David Yanni</td><td style="text-align: right;">4</td></tr> <tr><td>3. 1 Nico Popa</td><td style="text-align: right;">3</td></tr> <tr><td>11 Brock Franks</td><td style="text-align: right;">3</td></tr> <tr><td>15 Bryce Hulett</td><td style="text-align: right;">3</td></tr> </tbody> </table>	Walks		1. 3 Sky Duff	6	2. 24 David Yanni	4	3. 1 Nico Popa	3	11 Brock Franks	3	15 Bryce Hulett	3	<table border="1" style="width: 100%; border-collapse: collapse;"> <thead> <tr> <th colspan="2" style="background-color: #f2f2f2;">Hit by pitch</th> </tr> </thead> <tbody> <tr><td>1. 24 David Yanni</td><td style="text-align: right;">2</td></tr> <tr><td>2. 15 Bryce Hulett</td><td style="text-align: right;">1</td></tr> </tbody> </table>	Hit by pitch		1. 24 David Yanni	2	2. 15 Bryce Hulett	1						
Total bases																																						
1. 1 Nico Popa	12																																					
2. 21 Kyle Hess	11																																					
3. 3 Sky Duff	8																																					
4. 24 David Yanni	6																																					
5. 2 tied at....	5																																					
Walks																																						
1. 3 Sky Duff	6																																					
2. 24 David Yanni	4																																					
3. 1 Nico Popa	3																																					
11 Brock Franks	3																																					
15 Bryce Hulett	3																																					
Hit by pitch																																						
1. 24 David Yanni	2																																					
2. 15 Bryce Hulett	1																																					
<table border="1" style="width: 100%; border-collapse: collapse;"> <thead> <tr> <th colspan="2" style="background-color: #f2f2f2;">Sac bunts</th> </tr> </thead> <tbody> <tr><td>1. 11 Brock Franks</td><td style="text-align: right;">1</td></tr> <tr><td>5 Jordan Anderson</td><td style="text-align: right;">1</td></tr> </tbody> </table>	Sac bunts		1. 11 Brock Franks	1	5 Jordan Anderson	1	<table border="1" style="width: 100%; border-collapse: collapse;"> <thead> <tr> <th colspan="2" style="background-color: #f2f2f2;">Sac flies</th> </tr> </thead> <tbody> </tbody> </table>	Sac flies		<table border="1" style="width: 100%; border-collapse: collapse;"> <thead> <tr> <th colspan="2" style="background-color: #f2f2f2;">Stolen bases</th> </tr> </thead> <tbody> <tr><td>1. 15 Bryce Hulett</td><td style="text-align: right;">1</td></tr> <tr><td>5 Jordan Anderson</td><td style="text-align: right;">1</td></tr> </tbody> </table>	Stolen bases		1. 15 Bryce Hulett	1	5 Jordan Anderson	1																						
Sac bunts																																						
1. 11 Brock Franks	1																																					
5 Jordan Anderson	1																																					
Sac flies																																						
Stolen bases																																						
1. 15 Bryce Hulett	1																																					
5 Jordan Anderson	1																																					
<table border="1" style="width: 100%; border-collapse: collapse;"> <thead> <tr> <th colspan="2" style="background-color: #f2f2f2;">Caught stealing</th> </tr> </thead> <tbody> <tr><td>1. 21 Kyle Hess</td><td style="text-align: right;">1</td></tr> <tr><td>5 Jordan Anderson</td><td style="text-align: right;">1</td></tr> </tbody> </table>	Caught stealing		1. 21 Kyle Hess	1	5 Jordan Anderson	1	<table border="1" style="width: 100%; border-collapse: collapse;"> <thead> <tr> <th colspan="2" style="background-color: #f2f2f2;">Steal attempts</th> </tr> </thead> <tbody> <tr><td>1. 5 Jordan Anderson</td><td style="text-align: right;">2</td></tr> <tr><td>2. 15 Bryce Hulett</td><td style="text-align: right;">1</td></tr> <tr><td>21 Kyle Hess</td><td style="text-align: right;">1</td></tr> </tbody> </table>	Steal attempts		1. 5 Jordan Anderson	2	2. 15 Bryce Hulett	1	21 Kyle Hess	1	<table border="1" style="width: 100%; border-collapse: collapse;"> <thead> <tr> <th colspan="2" style="background-color: #f2f2f2;">Stolen base pct</th> </tr> </thead> <tbody> <tr><td>1. 15 Bryce Hulett</td><td style="text-align: right;">1.000</td></tr> <tr><td>2. 5 Jordan Anderson</td><td style="text-align: right;">.500</td></tr> <tr><td>3. 21 Kyle Hess</td><td style="text-align: right;">.000</td></tr> </tbody> </table>	Stolen base pct		1. 15 Bryce Hulett	1.000	2. 5 Jordan Anderson	.500	3. 21 Kyle Hess	.000														
Caught stealing																																						
1. 21 Kyle Hess	1																																					
5 Jordan Anderson	1																																					
Steal attempts																																						
1. 5 Jordan Anderson	2																																					
2. 15 Bryce Hulett	1																																					
21 Kyle Hess	1																																					
Stolen base pct																																						
1. 15 Bryce Hulett	1.000																																					
2. 5 Jordan Anderson	.500																																					
3. 21 Kyle Hess	.000																																					
<table border="1" style="width: 100%; border-collapse: collapse;"> <thead> <tr> <th colspan="2" style="background-color: #f2f2f2;">Strikeouts</th> </tr> </thead> <tbody> <tr><td>1. 3 Sky Duff</td><td style="text-align: right;">5</td></tr> <tr><td>23 Ron Washington</td><td style="text-align: right;">5</td></tr> <tr><td>3. 5 tied at...</td><td style="text-align: right;">4</td></tr> </tbody> </table>	Strikeouts		1. 3 Sky Duff	5	23 Ron Washington	5	3. 5 tied at...	4	<table border="1" style="width: 100%; border-collapse: collapse;"> <thead> <tr> <th colspan="2" style="background-color: #f2f2f2;">Grounded into DP</th> </tr> </thead> <tbody> <tr><td>1. 33 Riley Wash</td><td style="text-align: right;">1</td></tr> </tbody> </table>	Grounded into DP		1. 33 Riley Wash	1	<table border="1" style="width: 100%; border-collapse: collapse;"> <thead> <tr> <th colspan="2" style="background-color: #f2f2f2;">Total plate appearances</th> </tr> </thead> <tbody> <tr><td>1. 21 Kyle Hess</td><td style="text-align: right;">20</td></tr> <tr><td>3 Sky Duff</td><td style="text-align: right;">20</td></tr> <tr><td>1 Nico Popa</td><td style="text-align: right;">20</td></tr> <tr><td>4. 15 Bryce Hulett</td><td style="text-align: right;">19</td></tr> <tr><td>24 David Yanni</td><td style="text-align: right;">19</td></tr> </tbody> </table>	Total plate appearances		1. 21 Kyle Hess	20	3 Sky Duff	20	1 Nico Popa	20	4. 15 Bryce Hulett	19	24 David Yanni	19												
Strikeouts																																						
1. 3 Sky Duff	5																																					
23 Ron Washington	5																																					
3. 5 tied at...	4																																					
Grounded into DP																																						
1. 33 Riley Wash	1																																					
Total plate appearances																																						
1. 21 Kyle Hess	20																																					
3 Sky Duff	20																																					
1 Nico Popa	20																																					
4. 15 Bryce Hulett	19																																					
24 David Yanni	19																																					
<table border="1" style="width: 100%; border-collapse: collapse;"> <thead> <tr> <th colspan="2" style="background-color: #f2f2f2;">At bats</th> </tr> </thead> <tbody> <tr><td>1. 21 Kyle Hess</td><td style="text-align: right;">19</td></tr> <tr><td>2. 23 Ron Washington</td><td style="text-align: right;">17</td></tr> <tr><td>1 Nico Popa</td><td style="text-align: right;">17</td></tr> <tr><td>4. 15 Bryce Hulett</td><td style="text-align: right;">15</td></tr> <tr><td>5. 3 Sky Duff</td><td style="text-align: right;">14</td></tr> </tbody> </table>	At bats		1. 21 Kyle Hess	19	2. 23 Ron Washington	17	1 Nico Popa	17	4. 15 Bryce Hulett	15	5. 3 Sky Duff	14	<table border="1" style="width: 100%; border-collapse: collapse;"> <thead> <tr> <th colspan="2" style="background-color: #f2f2f2;">Games played</th> </tr> </thead> <tbody> <tr><td>1. 7 tied at...</td><td style="text-align: right;">4</td></tr> </tbody> </table>	Games played		1. 7 tied at...	4	<table border="1" style="width: 100%; border-collapse: collapse;"> <thead> <tr> <th colspan="2" style="background-color: #f2f2f2;">Game starts</th> </tr> </thead> <tbody> <tr><td>1. 7 tied at...</td><td style="text-align: right;">4</td></tr> </tbody> </table>	Game starts		1. 7 tied at...	4																
At bats																																						
1. 21 Kyle Hess	19																																					
2. 23 Ron Washington	17																																					
1 Nico Popa	17																																					
4. 15 Bryce Hulett	15																																					
5. 3 Sky Duff	14																																					
Games played																																						
1. 7 tied at...	4																																					
Game starts																																						
1. 7 tied at...	4																																					
<table border="1" style="width: 100%; border-collapse: collapse;"> <thead> <tr> <th colspan="2" style="background-color: #f2f2f2;">Games as sub</th> </tr> </thead> <tbody> <tr><td>1. 6 Dom Popa</td><td style="text-align: right;">2</td></tr> <tr><td>39 CJ Funk</td><td style="text-align: right;">2</td></tr> <tr><td>26 Ramon Padilla</td><td style="text-align: right;">2</td></tr> <tr><td>4. 14 Jackson Phinney</td><td style="text-align: right;">1</td></tr> <tr><td>18 Matt Tarabek</td><td style="text-align: right;">1</td></tr> </tbody> </table>	Games as sub		1. 6 Dom Popa	2	39 CJ Funk	2	26 Ramon Padilla	2	4. 14 Jackson Phinney	1	18 Matt Tarabek	1																										
Games as sub																																						
1. 6 Dom Popa	2																																					
39 CJ Funk	2																																					
26 Ramon Padilla	2																																					
4. 14 Jackson Phinney	1																																					
18 Matt Tarabek	1																																					

**2021 Pitt Baseball
Pitching Leaders for Pitt (as of Feb 23, 2021)
(All games)**

Hitting minimums - 4 Games 25% of Games 10 AB 1.0 AB/Game 15 TPA 1.0 TPA/Game
Pitching minimums - 1 Games 10% of Games 5 IP 5 BF

Earned run avg		Opposing bat avg		Won-loss pct	
1. 31 Stephen Hansen 0.00		1. 36 Dylan Lester .167		1. 45 Matt Gilbertson 1.000	
36 Dylan Lester 0.00		2. 45 Matt Gilbertson .200		2. 27 Mitch Myers .000	
3. 45 Matt Gilbertson 1.80		3. 31 Stephen Hansen .222		3. 36 Dylan Lester .000	
4. 27 Mitch Myers 5.40		4. 27 Mitch Myers .333		31 Stephen Hansen .000	
Wins		Losses		Saves	
1. 29 Chris Pouliot 1		1. 27 Mitch Myers 1		1. 31 Stephen Hansen 1	
45 Matt Gilbertson 1					
48 David Ferguson 1					
Innings pitched		Batters struck out		Appearances	
1. 31 Stephen Hansen 5.0		1. 27 Mitch Myers 9		1. 31 Stephen Hansen 2	
45 Matt Gilbertson 5.0		2. 36 Dylan Lester 8		28 Jordan McCrum 2	
27 Mitch Myers 5.0		31 Stephen Hansen 8		12 Chase Smith 2	
36 Dylan Lester 5.0		4. 12 Chase Smith 6		36 Dylan Lester 2	
		5. 32 Corcoran, Billy 5		5. 7 tied at..... 1	
Games started		Games finished		Games in relief	
1. 27 Mitch Myers 1		1. 31 Stephen Hansen 2		1. 31 Stephen Hansen 2	
36 Dylan Lester 1		2. 34 Chris Gomez 1		12 Chase Smith 2	
32 Corcoran, Billy 1		28 Jordan McCrum 1		28 Jordan McCrum 2	
45 Matt Gilbertson 1				4. 5 tied at..... 1	
Wild pitches		Balks		Hit batters	
1. 12 Chase Smith 1				1. 45 Matt Gilbertson 1	
45 Matt Gilbertson 1				29 Chris Pouliot 1	
Intentional BB allowed		Runners picked off		Batters SO out looking	
				1. 27 Mitch Myers 3	
				31 Stephen Hansen 3	
				3. 28 Jordan McCrum 2	
				36 Dylan Lester 2	
				5. 2 tied at..... 1	
Sac bunts allowed		Sac flies allowed		Hits allowed	
1. 32 Corcoran, Billy 1		1. 29 Chris Pouliot 1		1. 36 Dylan Lester 3	
				2. 31 Stephen Hansen 4	
				45 Matt Gilbertson 4	
				4. 27 Mitch Myers 8	
Runs allowed		Earned runs allowed		Walks allowed	
1. 31 Stephen Hansen 0		1. 31 Stephen Hansen 0		1. 45 Matt Gilbertson 0	
36 Dylan Lester 0		36 Dylan Lester 0		36 Dylan Lester 0	
3. 45 Matt Gilbertson 2		3. 45 Matt Gilbertson 1		3. 27 Mitch Myers 1	
4. 27 Mitch Myers 4		4. 27 Mitch Myers 3		31 Stephen Hansen 1	
Doubles allowed		Triples allowed		Home runs allowed	
1. 36 Dylan Lester 0		1. 36 Dylan Lester 0		1. 36 Dylan Lester 0	
31 Stephen Hansen 0		31 Stephen Hansen 0		31 Stephen Hansen 0	
3. 45 Matt Gilbertson 1		45 Matt Gilbertson 0		45 Matt Gilbertson 0	
4. 27 Mitch Myers 2		27 Mitch Myers 0		4. 27 Mitch Myers 1	

**2021 Pitt Baseball
Fielding Leaders for Pitt (as of Feb 23, 2021)
(All games)**

Hitting minimums - 4 Games 25% of Games
Pitching minimums - 1 Games 10% of Games 5 IP 5 BF

Fielding pct

1. 15 Bryce Hulett	1.000
24 David Yann	1.000
5 Jordan Anderson	1.000
1 Nico Popa	1.000
5. 3 Sky Duff	.857

Chances

1. 15 Bryce Hulett	37
2. 33 Riley Wash	33
3. 24 David Yann	23
4. 26 Ramon Padilla	15
5. 3 Sky Duff	14

Putouts

1. 15 Bryce Hulett	36
2. 33 Riley Wash	30
3. 26 Ramon Padilla	14
4. 24 David Yann	10
5. 5 Jordan Anderson	5

Assists

1. 24 David Yann	13
2. 11 Brock Franks	10
3. 3 Sky Duff	9
4. 33 Riley Wash	2
5. 4 tied at.....	1

Errors

1. 3 Sky Duff	2
2. 21 Kyle Hess	1
33 Riley Wash	1

Fielding double plays

1. 15 Bryce Hulett	5
24 David Yann	5
3. 11 Brock Franks	2
3 Sky Duff	2

Stolen bases against

1. 33 Riley Wash	2
2. 27 Mitch Myers	1
12 Chase Smith	1

Caught stealing by

Steal attempts against

1. 33 Riley Wash	2
2. 27 Mitch Myers	1
12 Chase Smith	1

Passed balls

Catchers interference



NICO POPA

#1 OF • R/R • SR • 5-11 • 180
PITTSBURGH, PA • SETON LA-SALLE



POPA'S CAREER HIGHS

Runs.....3.....8x, last vs. Saint Joseph's, 2/14/20
 Hits.....4.....vs. MD Eastern Shore, 5/1/19
 2Bs.....2.....2x, last at Florida State, 5/4/19
 3Bs.....2.....vs. Wake Forest, 4/13/19, G2
 HRs.....1.....10x, last at Jacksonville, 2/24/21
 RBI.....3.....4x, last vs. Central Conn. State, 3/1/20
 Walks.....3.....vs. MD Eastern Shore, 5/3/17
 Steals.....2.....2x, last at Duke, 4/7/19
 Putouts.....6.....2x, last at Virginia, 3/22/19
 Assists.....1.....5x, last vs. Iowa, 4/16/20

#1 Nico Popa - 4 games (All games)

Date	Opponent	Pos	AB	R	H	RBI	2B	3B	HR	BB	SB	CS	HBP	SAC	SF	GDP	K	PO	A	E	Avg
Feb 19	vs Indiana State	*of	4	0	1	0	0	0	0	0	0	0	0	0	0	0	0	1	0	0	.250
Feb 20	vs Indiana State	*of	4	1	3	1	0	0	0	1	0	0	0	0	0	0	1	0	0	0	.500
Feb 21	vs Indiana State	*of	4	2	1	0	0	0	0	1	0	0	0	0	0	0	1	0	0	0	.417
Feb 23	at Jacksonville	*of	5	2	3	2	1	0	1	1	0	0	0	0	0	0	2	1	0	0	.471
Totals		4gs	17	5	8	3	1	0	1	3	0	0	0	0	0	0	4	2	0	0	.471

On base pct. .550 • Slugging pct. .706

POPA'S CAREER STATS

YEAR	AVG	GP-GS	AB	R	H	2B	3B	HR	RBI	TB	SLG%	BB	HP	SO	GDP	OB%	SF	SH	SB	PO	A	E	FLD%
2017	.241	51-50	158	21	38	6	2	0	18	48	.304	22	0	43	2	.333	0	6	10-15	85	0	4	.955
2018	.181	36-31	105	18	19	2	3	2	11	33	.314	8	5	39	2	.269	1	3	4-6	34	1	0	1.000
2019	.353	55-55	215	46	76	15	5	8	39	125	.581	16	12	42	1	.424	2	2	14	102	4	1	.991
2020	.275	16-16	69	16	19	2	0	0	6	21	.304	7	3	17	1	.367	0	0	5	34	1	1	.972
2021	.471	4	4	17	5	8	1	0	1	3	.706	3	0	4	0	.550	0	0	0	2	0	0	1.000
Total	.284	162	564	106	160	26	10	11	77	277	.424	56	20	145	6	.367	3	11	33	257	6	6	.978



SAMUEL FRONTINO

#2

IN • R/R • JR • 5-11 • 183
Painesville, OH • Notre Dame Cathedral



FRONTINO'S CAREER HIGHS

Runs.....	4.....	vs. Lehigh, 2/28/20
Hits.....	3.....	vs. Lehigh, 2/28/20
2Bs.....	--.....	--
3Bs.....	1.....	vs. Saint Joseph's, 2/14/20
HRs.....	1.....	vs. Lehigh, 2/28/20
RBI.....	3.....	vs. Saint Joseph's, 2/14/20
Walks.....	2.....	2x, last vs. Iowa, 2/16/20
Steals.....	1.....	2x, last vs. Saint Joseph's, 2/14/20
Putouts.....	1.....	2x, last vs. Iowa, 2/16/20
Assists.....	3.....	2x, last vs. Central Conn State, 2/28/20

#2 Samuel Frontino - 16 games (All games)

Date	Opponent	Pos	AB	R	H	RBI	2B	3B	HR	BB	SB	CS	HBP	SAC	SF	GDP	K	PO	A	E	Avg
Feb 14	vs Indiana State	*3b	2	1	0	0	0	0	0	2	1	0	0	0	0	0	0	0	1	0	.000
Feb 14	vs Saint Joseph's	*3b	5	1	2	3	0	1	0	1	1	0	1	0	1	0	2	1	1	0	.286
Feb 15	at Ohio State	*3b	3	0	0	0	0	0	0	0	0	0	0	0	0	0	2	0	0	0	.200
Feb 16	vs Iowa	*3b	3	0	0	0	0	0	0	2	0	0	0	0	0	1	2	1	3	0	.154
Feb 21	vs Eastern Michigan	*3b	3	0	0	0	0	0	0	1	0	0	0	0	0	0	0	1	1	0	.125
Feb 22	vs Eastern Michigan	*3b	4	1	2	1	0	0	0	1	0	0	0	0	0	0	1	1	0	0	.200
Feb 23	vs Eastern Michigan	*3b	4	1	2	1	2	0	0	0	0	0	0	0	0	0	1	0	2	1	.250
Feb 28	vs Lehigh	*3b	4	4	3	2	1	0	1	1	0	0	0	0	0	0	0	0	2	0	.321
Feb 28	vs Central Conn. State	*3b	3	0	1	0	0	0	0	1	0	0	0	0	0	0	2	0	3	0	.323
Feb 29	vs Lehigh	*3b	3	1	0	0	0	0	0	1	0	0	0	0	0	0	2	0	0	0	.294
Mar 1	vs Central Conn. State	*3b	3	0	0	0	0	0	0	1	0	0	0	0	0	0	2	0	0	0	.270
Mar 04	YOUNGSTOWN STAT	*3b	1	1	0	1	0	0	0	1	0	0	1	0	1	0	0	0	1	0	.263
Mar 06	at Miami (FL)	*3b	4	2	1	1	1	0	0	1	0	0	0	0	0	0	0	0	3	0	.262
Mar 07	at Miami (FL)	*3b	3	0	0	0	0	0	0	0	0	0	0	0	0	0	3	0	1	0	.244
Mar 08	at Miami (FL)	*3b	4	0	0	0	0	0	0	0	0	0	0	0	0	0	1	2	2	0	.224
Mar 10	at South Florida	*3b	5	2	3	2	0	0	1	0	1	0	0	0	0	0	1	1	1	0	.259
Totals		16gs	54	14	14	11	4	1	2	13	3	0	2	0	2	1	19	7	21	1	.259

On base pct. .408 • Slugging pct. .481

FRONTINO'S CAREER STATS

YEAR	AVG	GP-GS	AB	R	H	2B	3B	HR	RBI	TB	SLG%	BB	HP	SO	GDP	OB%	SF	SH	SB	PO	A	E	FLD%
2020	.224	15-15	49	12	11	4	1	1	9	20	.408	13	2	18	1	.394	2	0	2	6	20	1	.963
Total	.224	15-15	49	12	11	4	1	1	9	20	.408	13	2	18	1	.394	2	0	2	6	20	1	.963



SKY DUFF

#3

INF • L/R • SO • 5-9 • 180
SHAMONG, NJ • BISHOP EUSTACE PREP



DUFF'S CAREER HIGHS

Runs.....	3.....	at Jacksonville, 2/23/21
Hits.....	4.....	vs. Wake Forest, 4/13/19, G1
2Bs.....	2.....	2x, last vs. Indiana State, 2/20/21
3Bs.....	1.....	vs. Saint Peter's, 3/2/19
HRs.....	1.....	vs. Lehigh, 2/28/20
RBI.....	5.....	vs. Saint Peter's 3/2/19
Walks.....	4.....	vs. Villanova 2/15/19
Steals.....	1.....	2x, last at Youngstown State 3/27/19
Putouts.....	4.....	vs. Eastern Michigan, 2/21/20
Assists.....	4.....	2x, last vs. Presbyterian, 4/27/19, G2

#3 Sky Duff - 4 games (All games)

Date	Opponent	Pos	AB	R	H	RBI	2B	3B	HR	BB	SB	CS	HBP	SAC	SF	GDP	K	PO	A	E	Avg
Feb 19	vs Indiana State	*2b	3	0	0	0	0	0	0	1	0	0	0	0	0	0	2	2	3	0	.000
Feb 20	vs Indiana State	*3b	3	1	2	2	0	0	0	2	0	0	0	0	0	0	0	0	0	1	.333
Feb 21	vs Indiana State	*3b	4	1	2	1	0	0	0	1	0	0	0	0	0	0	1	0	3	0	.400
Feb 23	at Jacksonville	*3b	4	3	1	0	1	0	0	2	0	0	0	0	0	0	2	1	3	1	.357
Totals		4gs	14	5	5	3	3	0	0	6	0	0	0	0	0	0	5	3	9	2	.357

On base pct. .550 • Slugging pct. .571

DUFF'S CAREER STATS

YEAR	AVG	GP-GS	AB	R	H	2B	3B	HR	RBI	TB	SLG%	BB	HP	SO	GDP	OB%	SF	SH	SB	PO	A	E	FLD%
2019	.260	52-48	181	29	47	8	1	0	21	57	.315	40	2	37	6	.397	1	1	5	19	49	9	.883
2020	.311	15-15	45	9	14	4	0	1	9	21	.467	18	1	15	1	.516	0	1	0	23	25	1	.980
2021	.357	4-4	14	5	5	3	0	0	3		.571	6	0	5	0	.550	0	0	0	3	9	2	.857
Total	.275	72-68	244	44	67	15	1	1	33		.357	65	3	57	7	.431	1	2	5	48	83	12	.916



JORDAN ANDERSON

#5

OF • R/R • JR • 6-1 • 185
MADISON, AL • JAMES CLEMENS



ANDERSON'S CAREER HIGHS

Runs	2	2x, last vs. Central Conn State, 3/1/20
Hits	3	vs. Iowa, 2/16/20
2Bs	1	3x, last vs. Lehigh, 2/28/20
3Bs	1	vs. Lehigh, 2/28/20
HRs	--	--
RBI	1	2x, last vs. Indiana State, 2/21/21
Walks	2	vs. Central Conn State, 2/28/20
Steals	2	vs. Eastern Michigan, 2/23/20
Putouts	5	vs. Indiana State, 2/14/20
Assists	--	--

#5 Jordan Anderson - 4 games (All games)

Date	Opponent	Pos	AB	R	H	RBI	2B	3B	HR	BB	SB	CS	HBP	SAC	SF	GDP	K	PO	A	E	Avg
Feb 19	vs Indiana State	*of	3	0	0	0	0	0	0	0	0	0	0	0	0	0	0	0	0	0	.000
Feb 20	vs Indiana State	*of	4	1	1	1	0	0	0	0	0	0	0	0	0	0	1	2	0	0	.143
Feb 21	vs Indiana State	*of	3	0	1	1	0	0	0	0	0	0	0	1	0	0	2	2	0	0	.200
Feb 23	at Jacksonville	*of	3	1	1	0	0	0	0	2	1	1	0	0	0	0	1	1	0	0	.231
Totals		4gs	13	2	3	2	0	0	0	2	1	1	0	1	0	0	4	5	0	0	.231

On base pct. .333 • Slugging pct. .231


ANDERSON'S CAREER STATS

YEAR	AVG	GP-GS	AB	R	H	2B	3B	HR	RBI	TB	SLG%	BB	HP	SO	GDP	OB%	SF	SH	SB	PO	A	E	FLD%
2020	.217	15-15	60	10	13	3	1	0	1	18	.300	8	2	13	1	.329	0	1	6	27	0	1	.964
2021	.231	4-4	13	2	3	0	0	0	2		.231	2	0	4	0	.333	0	1	1	5	0	0	1.000
Total	.211	20-20	76	12	16	3	1	0	4		.276	10	2	17	1	.315	1	2	7	36	0	1	.973



DOM POPA

#6 OF • L/L • FR • 5-11 • 170
PITTSBURGH, PA • SETON-LASALLE



POPA'S CAREER HIGHS

Runs	---
Hits	---
2Bs	---
3Bs	---
HRs	---
RBI	---
Walks	---
Steals	---
Putouts	1.....vs. Indiana State, 2/21/21
Assists	---

#6 Dom Popa - 2 games (All games)

Date	Opponent	Pos	AB	R	H	RBI	2B	3B	HR	BB	SB	CS	HBP	SAC	SF	GDP	K	PO	A	E	Avg
Feb 21	vs Indiana State	ph/of	1	0	0	0	0	0	0	0	0	0	0	0	0	0	0	1	0	0	.000
Feb 23	at Jacksonville	c	0	0	0	0	0	0	0	0	0	0	0	0	0	0	0	0	0	0	.000
Totals			0gs	1	0	0	0	0	0	0	0	0	0	0	0	0	0	1	0	0	.000

On base pct. .000 • Slugging pct. .000



BROCK FRANKS

#11

INF • L/R • SO • 6-1 • 180
SAN DIEGO, CALIF. • NORTHWEST FLORIDA STATE



FRANKS' CAREER HIGHS

Runs	2	vs. Indiana State, 3/21/21
Hits	1	2x, last at Jacksonville, 2/23/21
2Bs	--	
3Bs	--	
HRs	--	
RBI	--	2x, last vs. Indiana State, 2/21/21
Walks	1	3x, last at Jacksonville, 2/23/21
Steals	--	
Putouts	1	at Jacksonville, 2/23/21
Assists	5	vs. Indiana State, 2/20/21

#11 Brock Franks - 3 games (All games)

Date	Opponent	Pos	AB	R	H	RBI	2B	3B	HR	BB	SB	CS	HBP	SAC	SF	GDP	K	PO	A	E	Avg
Feb 20	vs Indiana State	*ss	3	1	0	0	0	0	0	1	0	0	0	0	0	0	1	0	5	0	.000
Feb 21	vs Indiana State	*ss	4	2	1	0	0	0	0	1	0	0	0	0	0	0	2	0	1	0	.143
Feb 23	at Jacksonville	*ss	3	0	1	0	0	0	0	1	0	0	0	1	0	0	1	1	4	0	.200
Totals		3gs	10	3	2	0	0	0	0	3	0	0	0	1	0	0	4	1	10	0	.200

On base pct. .385 • Slugging pct. .200



CHASE SMITH

#12 RHP • R/R • JR • 6-2 • 180
MARIETTA, GA • POPE



SMITH'S CAREER HIGHS/LOWS

IP..... 4.0 vs. Presbyterian, 4/27/19, G2
 Hits..... 0 20x, last vs. Indiana State, 2/21/21
 Runs..... 0 33x, last vs. Indiana State, 2/21/21
 ER..... 0 37x, last vs. Indiana State, 2/21/21
 Walks..... 0 27x, last vs. Indiana State, 2/21/21
 Ks..... 7 at Penn State, 4/10/19
 Pitches 52 vs. Indiana State, 2/21/21

SEASON

Wins..... 4 2019
 Saves..... 5 2019

#12 Chase Smith - 2 appearances (All games)

Date	Opponent	GS	IP	H	R	ER	BB	SO	2B	3B	HR	WP	BK	HBP	IBB	Score	W-L	Sv	ERA	NP
Feb 21	vs Indiana State		1.0	0	0	0	0	3	0	0	0	0	0	0	0	10-1	0-0	0	0.00	16
Feb 23	at Jacksonville		2.1	3	2	2	3	3	0	0	0	1	0	0	0	7-2	0-0	0	5.40	52
Totals		0	3.1	3	2	2	3	6	0	0	0	1	0	0	0	17-3	0-0	0	5.40	-

SMITH'S CAREER STATS

YEAR	ERA	W-L	GP	GS	CG	SHO	SV	IP	H	R	ER	BB	SO	2B	3B	HR	BF	BAVG	WP	HBP	BK	SFA	SHA
2018	3.16	1-1	22	0	0	0/1	1	31.1	21	15	11	19	20	3	0	0	139	.191	1	5	0	0	5
2019	2.72	4-6	33	0	0	0	5	59.2	54	23	18	17	55	9	0	2	248	.245	5	3	0	1	7
2020	2.61	1-1	7	0	0	0	1	10.1	8	6	3	9	7	2	0	0	49	.211	2	1	0	1	0
2021	5.40	0-0	2	0	0	0	0	3.1	3	2	2	3	6	0	0	0	15	.250	1	0	0	0	0
Total	2.87	6-8	65	0	0	0	7	106.2	86	46	34	48	90	14	0	2	457	.223	9	9	0	2	12



COREY SAWYER

#13

P • L/L • FR • 5-11 • 187
KEARNY, NJ • SETON HALL



SAWYER'S CAREER HIGHS/LOWS

IP.....	1.0	vs. Indiana State, 2/21/21
Hits.....	0	vs. Indiana State, 2/21/21
Runs.....	0	vs. Indiana State, 2/21/21
ER.....	0	vs. Indiana State, 2/21/21
Walks.....	1	vs. Indiana State, 2/21/21
Ks.....	1	vs. Indiana State, 2/21/21
Pitches	12	vs. Indiana State, 2/21/21

#13 Corey Sawyer - 1 appearance (All games)

Date	Opponent	GS	IP	H	R	ER	BB	SO	2B	3B	HR	WP	BK	HBP	IBB	Score	W-L	Sv	ERA	NP
Feb 21	vs Indiana State		1.0	0	0	0	1	1	0	0	0	0	0	0	0	10-1	0-0	0	0.00	12
Totals		0	1.0	0	0	0	1	1	0	0	0	0	0	0	0	10-1	0-0	0	0.00	-



JACKSON PHINNEY

#14 C • R/R • FR • 6-1 • 225
MARSHFIELD, MASS • NOBLES



PHINNEY'S CAREER HIGHS/LOWS

Runs	1	vs. Indiana State, 2/21/21
Hits	--	
2Bs	--	
3Bs	--	
HRs	--	
RBI	--	
Walks	--	
Steals	--	
Putouts	--	
Assists	--	

#14 Jackson Phinney - 1 game (All games)


Date	Opponent	Pos	AB	R	H	RBI	2B	3B	HR	BB	SB	CS	HBP	SAC	SF	GDP	K	PO	A	E	Avg
Feb 21	vs Indiana State	dh	1	1	0	0	0	0	0	0	0	0	0	0	0	0	0	0	0	0	.000
Totals		Ogs	1	1	0	0	0	0	0	0	0	0	0	0	0	0	0	0	0	0	.000

On base pct. .000 • Slugging pct. .000



BRYCE HULETT

#15 INF · L/L · JR · 6-2 · 200
LAKE WALES, FL · LAKE WALES



HULETT'S CAREER HIGHS/LOWS

Runs	2	vs. Lehigh, 2/28/20
Hits	2	8x, last vs. Indiana State, 2/21/21
2Bs	1	vs. Saint Joseph's, 2/14/20
3Bs	--	
HRs	1	vs. Central Conn. State, 2/28/20
RBI	3	2x, last vs. Indiana State, 2/21/21
Walks	2	vs. Indiana State, 2/21/21
Steals	1	vs. Indiana State, 2/21/21
Putouts	13	vs. Eastern Michigan, 2/23/20
Assists	1	3x, last at Jacksonville, 2/23/21

#15 Bryce Hulett - 4 games (All games)

Date	Opponent	Pos	AB	R	H	RBI	2B	3B	HR	BB	SB	CS	HBP	SAC	SF	GDP	K	PO	A	E	Avg
Feb 19	vs Indiana State	*1b	4	0	0	0	0	0	0	0	0	0	0	0	0	0	2	7	0	0	.000
Feb 20	vs Indiana State	*1b	3	1	1	1	0	0	0	1	1	0	1	0	0	0	1	11	0	0	.143
Feb 21	vs Indiana State	*1b	3	0	2	3	0	0	0	2	0	0	0	0	0	0	0	9	0	0	.300
Feb 23	at Jacksonville	*1b	5	0	1	1	0	0	0	0	0	0	0	0	0	0	1	9	1	0	.267
Totals		4gs	15	1	4	5	0	0	0	3	1	0	1	0	0	0	4	36	1	0	.267

On base pct. .421 • Slugging pct. .267


HULETT'S CAREER STATS

YEAR	AVG	GP-GS	AB	R	H	2B	3B	HR	RBI	TB	SLG%	BB	HP	SO	GDP	OB%	SF	SH	SB	PO	A	E	FLD%
2020	.373	15-14	51	9	19	4	0	1	10	26	.510	4	3	8	0	.448	0	0	0	112	6	2	.983
2021	.267	4-4	15	1	4	0	0	0	5		.267	3	1	4	0	.421	0	0	1	36	1	0	1.000
Total	.324	20-19	71	10	23	4	0	1	15		.423	7	4	16	0	.415	0	0	1	152	8	2	.988



MATT TARABEK

#18 INF • R/R • GR • 6-1 • 205
IRWIN, PA • FORDHAM



TARABEK'S CAREER HIGHS/LOWS

Runs	--
Hits	--
2Bs	--
3Bs	--
HRs	--
RBI	--
Walks	--
Steals	--
Putouts	1.....vs. Indiana State, 2/19/21
Assists	--

#18 Matt Tarabek - 2 games (All games)

Date	Opponent	Pos	AB	R	H	RBI	2B	3B	HR	BB	SB	CS	HBP	SAC	SF	GDP	K	PO	A	E	Avg
Feb 19	vs Indiana State	*3b	4	0	0	0	0	0	0	0	0	0	0	0	0	0	1	1	0	0	.000
Feb 21	vs Indiana State	ph/3b	1	0	0	0	0	0	0	0	0	0	0	0	0	0	1	0	0	0	.000
Totals		1gs	5	0	0	0	0	0	0	0	0	0	0	0	0	0	2	1	0	0	.000

On base pct. .000 • Slugging pct. .000



CAMERON BARTO

#20

INF • S/R • FR • 5-11 • 175
LANCASTER, PA • LANCASTER CATHOLIC

Pitt

ACC

BARTO'S CAREER HIGHS

Runs	3	vs. Central Conn. State, 3/1/20
Hits	1	vs. Central Conn. State, 3/1/20
2Bs	1	vs. Central Conn. State, 3/1/20
3Bs	--	--
HRs	--	--
RBI	1	vs. Lehigh, 2/28/20
Walks	1	2x, last vs. Central Conn. State, 3/1/20
Steals	--	--
Putouts	2	vs. Central Conn. State, 3/1/20
Assists	1	vs. Central Conn. State, 3/1/20

#20 Cameron Barto - 4 games (All games)

Date	Opponent	Pos	AB	R	H	RBI	2B	3B	HR	BB	SB	CS	HBP	SAC	SF	GDP	K	PO	A	E	Avg	
Feb 14	vs Saint Joseph's	pr	0	1	0	0	0	0	0	0	0	0	0	0	0	0	0	0	0	0	0	.000
Feb 28	vs Lehigh	2b	1	0	0	1	0	0	0	1	0	0	0	0	0	0	1	1	0	0	0	.000
Feb 29	vs Lehigh	2b	1	0	0	0	0	0	0	0	0	0	0	0	0	0	0	0	0	0	0	.000
Mar 1	vs Central Conn. State	*ss	2	3	1	0	1	0	0	1	0	0	1	0	0	0	1	1	2	0	0	.250
Totals		1gs	4	4	1	1	1	0	0	2	0	0	1	0	0	0	2	2	2	0	0	.250

On base pct. .571 • Slugging pct. .500

BARTO'S CAREER STATS

YEAR	AVG	GP-GS	AB	R	H	2B	3B	HR	RBI	TB	SLG%	BB	HP	SO	GDP	OB%	SF	SH	SB	PO	A	E	FLD%
2020	.250	4-1	4	4	1	1	0	0	1	2	.500	2	1	2	0	.571	0	0	0	2	2	0	1.000
Total	.250	4-1	4	4	1	1	0	0	1	2	.500	2	1	2	0	.571	0	0	0	2	2	0	1.000



KYLE HESS

#21 OF • L/R • SO • 6-0 • 190
MOUNT JOY, PA • DONEGAL



HESS' CAREER HIGHS

Runs.....2.....5x, last vs. Indiana State, 2/21/21
 Hits.....3.....5x, last at Jacksonville, 2/23/21
 2Bs.....2.....2x, last vs. Indiana State, 2/21/21
 3Bs.....1.....3x, last vs. Lehigh, 2/29/20
 HRs.....1.....4x, last vs. Lehigh, 2/29/20
 RBI.....6..... vs. Lehigh, 2/29/20
 Walks.....2.....2x, last vs. #11 North Carolina 5/11/19, G2
 Steals.....1.....4x, last vs. Indiana State, 2/14/20
 Putouts.....4..... vs. Eastern Michigan, 2/23/20
 Assists.....1.....2x, last vs. Lehigh, 2/28/20

#21 Kyle Hess - 4 games (All games)

Date	Opponent	Pos	AB	R	H	RBI	2B	3B	HR	BB	SB	CS	HBP	SAC	SF	GDP	K	PO	A	E	Avg
Feb 19	vs Indiana State	*of	4	0	2	0	1	0	0	0	0	0	0	0	0	0	2	1	0	0	.500
Feb 20	vs Indiana State	*of	5	0	0	0	0	0	0	0	0	1	0	0	0	0	1	3	0	0	.222
Feb 21	vs Indiana State	*of	5	2	3	3	2	0	0	1	0	0	0	0	0	0	1	0	0	0	.357
Feb 23	at Jacksonville	*of	5	1	3	2	0	0	0	0	0	0	0	0	0	0	0	0	0	1	.421
Totals		4gs	19	3	8	5	3	0	0	1	0	1	0	0	0	0	4	4	0	1	.421

On base pct. .450 • Slugging pct. .579

HESS' CAREER STATS

YEAR	AVG	GP-GS	AB	R	H	2B	3B	HR	RBI	TB	SLG%	BB	HP	SO	GDP	OB%	SF	SH	SB	PO	A	E	FLD%
2019	.254	40-38	138	11	35	6	2	2	33	51	.370	14	7	48	1	.348	2	2	3	0	0	0	.000
2020	.387	15-15	62	12	24	9	1	2	20	41	.661	6	0	16	0	.441	0	0	1	19	2	3	.875
2021	.421	4-4	19	3	8	3	0	0	5		.579	1	0	4	0	.450	0	0	0	4	0	1	.800
Total	.304	60-58	224	27	68	18	3	4	58		.464	21	7	71	1	.378	2	2	4	24	2	4	.867



RON WASHINGTON JR.

#23

OF/1B • R/R • JR • 6-1 • 215
HOUSTON, TX • RIDGE POINT



WASHINGTON JR.'S CAREER HIGHS

Runs	3	3x, last vs. Saint Joseph's, 2/14/20
Hits	4	2x, last at Notre Dame, 5/6/18
2Bs	3	vs. Miami, 3/30/19
3Bs	1	2x, last at Boston College, 4/7/18, G2
HRs	1	11x, last vs. Central Conn. State, 2/28/20
RBI	6	vs. Miami, 3/30/19
Walks	2	7x, last vs. Indiana State, 2/14/20
Steals	1	2x, last vs. Clemson, 5/17/18
Putouts	4	vs. West Virginia, 4/11/18
Assists	1	2x, last vs. Saint Peter's, 3/2/19

#23 Ron Washington - 4 games (All games)

Date	Opponent	Pos	AB	R	H	RBI	2B	3B	HR	BB	SB	CS	HBP	SAC	SF	GDP	K	PO	A	E	Avg
Feb 19	vs Indiana State	*dh	4	0	0	0	0	0	0	0	0	0	0	0	0	0	1	0	0	0	.000
Feb 20	vs Indiana State	*dh	5	2	2	0	0	0	0	0	0	0	0	0	0	0	2	0	0	0	.222
Feb 21	vs Indiana State	*dh	4	0	1	1	0	0	0	0	0	0	0	0	0	0	1	0	0	0	.231
Feb 23	at Jacksonville	*dh	4	0	2	2	0	0	0	1	0	0	0	0	0	0	1	0	0	0	.294
Totals		4gs	17	2	5	3	0	0	0	1	0	0	0	0	0	0	5	0	0	0	.294

On base pct. .333 • Slugging pct. .294

WASHINGTON JR'S CAREER STATS

YEAR	AVG	GP-GS	AB	R	H	2B	3B	HR	RBI	TB	SLG%	BB	HP	SO	GDP	OB%	SF	SH	SB	PO	A	E	FLD%
2018	.284	54-51	201	20	57	7	2	6	33	86	.428	13	3	54	3	.333	2	2	2-2	21	1	0	1.000
2019	.306	39-39	144	23	44	17	0	2	19	67	.465	26	6	40	4	.429	1	0	0-0	53	1	1	.982
2020	.213	15-15	61	13	13	5	0	3	16	27	.443	7	2	26	2	.314	0	0	0	0	0	0	.000
2021																							
Total	.281	108-105	406	56	114	29	2	11	68	180	.443	46	11	120	9	.367	3	2	2	74	2	1	.987



DAVID YANNI

#24

INF • L/R • R-SR • 6-0 • 205
PIPERSVILLE, PA • CENTRAL BUCKS-EAST



YANNI'S CAREER HIGHS

Runs.....	3.....	6x, last vs. Saint Peter's, 3/2/19
Hits.....	3.....	7x, last vs. Saint Joseph's, 2/14/20
2Bs.....	2.....	3x, last vs. Saint Joseph's, 2/14/20
3Bs.....	1.....	6x, last at Florida State, 5/4/19
HRs.....	1.....	11x, last vs. MD Eastern Shore, 5/1/19
RBI.....	6.....	vs. MD Eastern Shore, 5/1/19
Walks.....	4.....	vs. Miami, 3/30/19
Steals.....	2.....	vs. Miami, 3/30/19
Putouts.....	5.....	4x, last vs. Notre Dame, 4/20/19, G1
Assists.....	7.....	4x, last vs. Iowa, 2/14/20

#24 David Yanni - 4 games (All games)

Date	Opponent	Pos	AB	R	H	RBI	2B	3B	HR	BB	SB	CS	HBP	SAC	SF	GDP	K	PO	A	E	Avg
Feb 19	vs Indiana State	*ss	4	0	1	0	1	0	0	0	0	0	0	0	0	0	2	2	3	0	.250
Feb 20	vs Indiana State	*2b	4	1	1	1	0	0	1	1	0	0	0	0	0	0	0	1	3	0	.250
Feb 21	vs Indiana State	*2b	2	0	0	1	0	0	0	2	0	0	1	0	0	0	0	4	3	0	.200
Feb 23	at Jacksonville	*2b	3	0	0	0	0	0	0	1	0	0	1	0	0	0	0	3	4	0	.154
Totals		4gs	13	1	2	2	1	0	1	4	0	0	2	0	0	0	2	10	13	0	.154

On base pct. .421 • Slugging pct. .462

YANNI'S CAREER STATS

YEAR	AVG	GP-GS	AB	R	H	2B	3B	HR	RBI	TB	SLG%	BB	HP	SO	GDP	OB%	SF	SH	SB	PO	A	E	FLD%
2016	.226	50-40	159	23	36	9	1	1	18	50	.314	23	4	32	4	.333	3	1	3-3	85	111	7	.966
2017	.273	6-6	22	1	6	1	0	0	5	7	.318	4	0	7	0	.385	0	1	0-0	7	22	0	1.000
2018	.231	55-55	195	36	45	9	2	5	36	73	.374	43	6	48	1	.378	5	2	2-3	73	167	11	.956
2019	.242	55-54	194	41	47	13	4	9	41	95	.490	35	5	47	2	.369	2	0	5	77	130	23	.900
2020	.304	14-14	56	14	17	5	0	1	14	25	.446	10	1	20	0	.400	3	0	2	23	43	5	.930
2021	.154	4-4	13	1	2	1	0	1	2		.462	4	2	2	0	.421	0	0	0	10	13	0	1.000
Total	.240	185-174	643	117	154	39	7	17	116		.401	120	18	156	7	.368	13	4	12	275	490	46	.943



RAMON PADILLA

#26

C • R/R • GR • 5-10 • 197
TINLEY PARK, IL • LITTLE ROCK



PADILLA'S CAREER HIGHS

Runs.....	2.....	vs. Indiana State, 2/21/21
Hits.....	2.....	vs. Indiana State, 2/21/21
2Bs.....	--	
3Bs.....	--	
HRs.....	--	
RBI.....	--	
Walks.....	1.....	vs. Indiana State, 2/21/21
Steals.....	--	
Putouts.....	11.....	vs. Indiana State, 2/21/21
Assists.....	1.....	vs. Indiana State, 2/21/21

#26 Ramon Padilla - 3 games (All games)

Date	Opponent	Pos	AB	R	H	RBI	2B	3B	HR	BB	SB	CS	HBP	SAC	SF	GDP	K	PO	A	E	Avg
Feb 20	vs Indiana State	c	0	0	0	0	0	0	0	0	0	0	0	0	0	0	0	2	0	0	.000
Feb 21	vs Indiana State	*c	4	2	2	0	0	0	0	1	0	0	0	0	0	0	0	11	1	0	.500
Feb 23	at Jacksonville	c	0	0	0	0	0	0	0	0	0	0	0	0	0	0	0	1	0	0	.500
Totals		1gs	4	2	2	0	0	0	0	1	0	0	0	0	0	0	0	14	1	0	.500

On base pct. .600 • Slugging pct. .500



MITCH MYERS

#27

RHP • R/R • JR • 6-2 • 190
LANETTE, AL • OPELIKA



MYERS' CAREER HIGHS

IP..... 6.1at No. 6 Miami, 3/7/20
 Hits..... 1..... vs. Lehigh, 2/29/20
 Runs..... 0 vs. Lehigh, 2/29/20
 ER..... 0 vs. Lehigh, 2/29/20
 Walks..... 0 2x, last vs. Lehigh, 2/29/20
 Ks..... 10 vs. Lehigh, 2/29/20
 Pitches 100at No. 6 Miami, 3/7/20

#27 Mitch Myers - 1 appearance (All games)

Date	Opponent	GS	IP	H	R	ER	BB	SO	2B	3B	HR	WP	BK	HBP	IBB	Score	W-L	Sv	ERA	NP
Feb 19	vs Indiana State	*	5.0	8	4	3	1	9	2	0	1	0	0	0	0	0-4	0-1	0	5.40	86
Totals		1	5.0	8	4	3	1	9	2	0	1	0	0	0	0	0-4	0-1	0	5.40	-

MYERS' CAREER STATS

YEAR	ERA	W-L	GP	GS	CG	SHO	SV	IP	H	R	ER	BB	SO	2B	3B	HR	BF	BAVG	WP	HBP	BK	SFA	SHA
2020	3.52	2-2	4	4	0	0	0	23.0	20	9	9	4	30	7	0	0	91	.230	2	0	0	0	0
2021	5.40	0-1	1	1	0	0	0	5.0	8	4	3	1	9	2	0	1	25	.333	0	0	0	0	0
Total	3.86	2-3	5	5	0	0	0	28	28	13	12	5	39	9	0	1	116	.252	2	0	0	0	0



JORDAN MCCRUM

#28

P • R/R • GR • 5-11 • 175
DALLAS, PA • MONMOUTH

Pitt

ACC

MCCRUM'S CAREER HIGHS

IP.....2.1..... at Jacksonville, 2/21/21
 Hits.....0.....2x, last at Jacksonville, 2/21/21
 Runs.....0.....2x, last at Jacksonville, 2/21/21
 ER.....0.....2x, last at Jacksonville, 2/21/21
 Walks.....0.....vs. Indiana State, 2/21/21
 Ks.....3..... last at Jacksonville, 2/21/21
 Pitches.....33..... last at Jacksonville, 2/21/21

#28 Jordan McCrum - 2 appearances (All games)

Date	Opponent	GS	IP	H	R	ER	BB	SO	2B	3B	HR	WP	BK	HBP	IBB	Score	W-L	Sv	ERA	NP
Feb 21	vs Indiana State		1.0	0	0	0	0	1	0	0	0	0	0	0	0	10-1	0-0	0	0.00	10
Feb 23	at Jacksonville		2.1	0	0	0	1	3	0	0	0	0	0	0	0	7-2	0-0	0	0.00	33
Totals		0	3.1	0	0	0	1	4	0	0	0	0	0	0	0	17-3	0-0	0	0.00	-



CHRIS POULIOT

#29

LHP • L/L • FR • 6-0 • 175
BOISCHATTEL, QUEBEC, CA • CARDINAL-ROY



POULIOT'S CAREER HIGHS

IP.....	2.0	vs. Indiana State, 2/21/21
Hits.....	2	vs. Indiana State, 2/21/21
Runs.....	1	vs. Indiana State, 2/21/21
ER.....	1	vs. Indiana State, 2/21/21
Walks.....	1	vs. Indiana State, 2/21/21
Ks.....	1	vs. Indiana State, 2/21/21
Pitches.....	27	vs. Indiana State, 2/21/21

#29 Chris Pouliot - 1 appearance (All games)

Date	Opponent	GS	IP	H	R	ER	BB	SO	2B	3B	HR	WP	BK	HBP	IBB	Score	W-L	Sv	ERA	NP
Feb 21	vs Indiana State		2.0	2	1	1	1	1	0	0	0	0	0	1	0	10-1	1-0	0	4.50	27
Totals		0	2.0	2	1	1	1	1	0	0	0	0	0	1	0	10-1	1-0	0	4.50	-



STEPHEN HANSEN

#31

P • R/R • GR • 6-1 • 190
MANALAPAN, NJ • IONA

Pitt

ACC

HANSEN'S CAREER HIGHS

IP..... 4.0.....vs. Indiana State, 2/20/21
 Hits..... 2.....2x, last at Jacksonville, 2/23/21
 Runs..... 0.....2x, last at Jacksonville, 2/23/21
 ER..... 0.....2x, last at Jacksonville, 2/23/21
 Walks..... 0.....at Jacksonville, 2/23/21
 Ks..... 7.....vs. Indiana State, 2/20/21
 Pitches 66.....vs. Indiana State, 2/20/21

#31 Stephen Hansen - 2 appearances (All games)

Date	Opponent	GS	IP	H	R	ER	BB	SO	2B	3B	HR	WP	BK	HBP	IBB	Score	W-L	Sv	ERA	NP
Feb 20	vs Indiana State		4.0	2	0	0	1	7	0	0	0	0	0	0	0	8-2	0-0	1	0.00	66
Feb 23	at Jacksonville		1.0	2	0	0	0	1	0	0	0	0	0	0	0	7-2	0-0	1	0.00	8
Totals		0	5.0	4	0	0	1	8	0	0	0	0	0	0	0	15-4	0-0	1	0.00	-



BILLY CORCORAN

#32

RHP • R/R • SO • 6-7 • 190
RIDLEY, PA • MALVERN PREP



CORCORAN'S CAREER HIGHS/LOWS

IP..... 6.2 vs. #11 North Carolina 5/11/19, G2
 Hits..... 1.....4x, last at #20 NC State 3/10/19
 Runs..... 09x, last vs. Indiana State, 2/21/21
 ER..... 010x, last vs. Indiana State, 2/21/21
 Walks..... 07x, last vs. Eastern Michigan, 2/21/20
 Ks..... 9.....2x, last vs. Central Conn. State, 2/28/20
 Pitches..... 99at Duke 4/6/19, G2

SEASON

Wins..... 2.....2020
 Saves..... n/a..... --

#32 Corcoran, Billy - 1 game (All games)

Date	Opponent	Pos	AB	R	H	RBI	2B	3B	HR	BB	SB	CS	HBP	SAC	SF	GDP	K	PO	A	E	Avg
Feb 21	vs Indiana State	*p	0	0	0	0	0	0	0	0	0	0	0	0	0	0	0	0	1	0	.000
Totals		1gs	0	0	0	0	0	0	0	0	0	0	0	0	0	0	0	0	1	0	.000

On base pct. .000 • Slugging pct. .000

#32 Corcoran, Billy - 1 appearance (All games)

Date	Opponent	GS	IP	H	R	ER	BB	SO	2B	3B	HR	WP	BK	HBP	IBB	Score	W-L	Sv	ERA	NP
Feb 21	vs Indiana State	*	4.0	2	0	0	1	5	0	0	0	0	0	0	0	10-1	0-0	0	0.00	58
Totals		1	4.0	2	0	0	1	5	0	0	0	0	0	0	0	10-1	0-0	0	0.00	-

CORCORAN'S CAREER STATS

YEAR	ERA	W-L	GP	GS	CG	SHO	SV	IP	H	R	ER	BB	SO	2B	3B	HR	BF	BAVG	WP	HBP	BK	SFA	SHA
2019	3.80	2-6	20	11	0	0/0	0	68.2	64	37	29	26	54	15	2	2	305	.247	5	8	1	6	6
2020	3.97	2-0	4	4	0	0	0	22.2	16	11	10	5	28	2	0	4	90	.190	2	0	0	0	1
2021	0.00	0-0	1	1	0	0	0	4.0	2	0	0	1	5	0	0	0	14	.167	0	0	0	0	1
Total	3.68	4-6	25	16	0	0	0	95.1	82	48	39	32	87	17	2	6	409	.231	7	8	1	6	8



RILEY WASH

#33

C • R/R • JR • 6-2 • 192
ALTAMONTE SPRINGS, FL • LAKE BRANT-



WASH'S CAREER HIGHS

Runs.....	2.....	vs. Central Conn. State, 3/1/20
Hits.....	2.....	5x, last at Jacksonville, 2/23/21
2Bs.....	1.....	6x, last at Jacksonville, 2/23/21
3Bs.....	--	
HRs.....	1.....	2x, last vs. Central Conn. State, 3/1/20
RBI.....	3.....	vs. Indiana State, 2/14/20
Walks.....	1.....	3x, last vs. Central Conn. State, 3/1/20
Steals.....	--	
Putouts.....	13.....	vs. Indiana State, 2/19/21
Assists.....	2.....	4x, last at Jacksonville, 2/23/21

#33 Riley Wash - 3 games (All games)

Date	Opponent	Pos	AB	R	H	RBI	2B	3B	HR	BB	SB	CS	HBP	SAC	SF	GDP	K	PO	A	E	Avg
Feb 19	vs Indiana State	*c	3	0	2	0	0	0	0	0	0	0	0	0	0	0	1	13	1	1	.667
Feb 20	vs Indiana State	*c	4	0	0	0	0	0	0	0	0	0	0	0	0	0	1	8	0	0	.286
Feb 23	at Jacksonville	*c	5	0	2	0	1	0	0	0	0	0	0	0	0	1	1	9	1	0	.333
Totals		3gs	12	0	4	0	1	0	0	0	0	0	0	0	0	1	3	30	2	1	.333

On base pct. .333 • Slugging pct. .417

WASH'S CAREER STATS

YEAR	AVG	GP-GS	AB	R	H	2B	3B	HR	RBI	TB	SLG%	BB	HP	SO	GDP	OB%	SF	SH	SB	PO	A	E	FLD%
2020	.324	13-10	37	6	12	6	0	2	10	24	.649	3	1	11	1	.390	0	2	0	90	10	1	.990
2021	.333	3-3	12	0	4	1	0	0	0		.417	0	0	3	1	.333	0	0	0	30	2	1	.970
Total	.333	17-14	54	7	18	7	0	2	10		.574	3	1	15	2	.379	0	2	0	130	12	2	.986



CHRIS GOMEZ

#34

RHP • R/R • SR • 6-2 • 170
MIAMI, FL • SOUTH DADE



GOMEZ'S CAREER HIGHS/LOWS

IP..... 6.0..... vs. Miami, 3/31/19
 Hits..... 0..... 8x, last vs. Indiana State, 2/19/21
 Runs..... 0..... 22x, last vs. Indiana State, 2/19/21
 ER..... 0..... 27x, last vs. Indiana State, 2/19/21
 Walks..... 0..... 27x, Indiana State, 2/19/21
 Ks..... 5..... at Penn State 4/18/17
 Pitches..... 83..... vs. Miami 3/31/19

SEASON

Wins..... 3..... 2017
 Saves..... n/a..... --

#34 Chris Gomez - 1 appearance (All games)

Date	Opponent	GS	IP	H	R	ER	BB	SO	2B	3B	HR	WP	BK	HBP	IBB	Score	W-L	Sv	ERA	NP
Feb 19	vs Indiana State		1.0	1	0	0	0	1	0	0	0	0	0	0	0	0-4	0-0	0	0.00	8
Totals		0	1.0	1	0	0	0	1	0	0	0	0	0	0	0	0-4	0-0	0	0.00	-

GOMEZ'S CAREER STATS

YEAR	ERA	W-L	GP	GS	CG	SHO	SV	IP	H	R	ER	BB	SO	2B	3B	HR	BF	BAVG	WP	HBP	BK	SFA	SHA
2017	4.41	3-2	20	2	0	0/0	0	34.2	38	23	17	16	26	7	0	2	159	.277	1	2	0	1	3
2018	4.85	2-1	12	4	0	0/0	0	29.2	31	17	16	8	20	9	1	1	131	.265	1	4	1	0	2
2019	5.15	0-2	21	2	0	0	0	43.2	64	36	25	16	34	12	0	4	214	.344	4	4	0	4	3
2020	6.23	0-0	5	0	0	0	0	8.2	10	6	6	0	7	4	1	0	37	.278	0	1	0	0	0
2021	0.00	0-0	1	0	0	0	0	1.0	1	0	0	0	1	0	0	0	3	.333	0	0	0	0	0
Total	5.05	5-5	60	8	0	0	0	117.2	147	84	66	40	88	34	2	7	547	.305	6	11	1	5	8



DYLAN LESTER

#36

RHP • R/R • R-JR • 6-1 • 210
BRENHAM, TX • BRENHAM



LESTER'S CAREER HIGHS

IP.....	3.0vs. Indiana State, 2/19/21
Hits.....	02x, last vs. Lehigh, 2/28/20
Runs.....	04x, last at Jacksonville, 2/23/21
ER.....	04x, last at Jacksonville, 2/23/21
Walks.....	03x, last at Jacksonville, 2/23/21
Ks.....	5vs. Indiana State, 2/19/21
Pitches	37vs. Saint Joseph's, 2/14/20

#36 Dylan Lester - 1 game (All games)

Date	Opponent	Pos	AB	R	H	RBI	2B	3B	HR	BB	SB	CS	HBP	SAC	SF	GDP	K	PO	A	E	Avg
Feb 23	at Jacksonville	*p	0	0	0	0	0	0	0	0	0	0	0	0	0	0	0	1	0	0	.000
Totals		1gs	0	0	0	0	0	0	0	0	0	0	0	0	0	0	0	1	0	0	.000

On base pct. .000 • Slugging pct. .000

#36 Dylan Lester - 2 appearances (All games)

Date	Opponent	GS	IP	H	R	ER	BB	SO	2B	3B	HR	WP	BK	HBP	IBB	Score	W-L	Sv	ERA	NP
Feb 19	vs Indiana State		3.0	2	0	0	0	5	0	0	0	0	0	0	0	0-4	0-0	0	0.00	36
Feb 23	at Jacksonville	*	2.0	1	0	0	0	3	0	0	0	0	0	0	0	7-2	0-0	0	0.00	24
Totals		1	5.0	3	0	0	0	8	0	0	0	0	0	0	0	7-6	0-0	0	0.00	-

LESTER'S CAREER STATS

YEAR	ERA	W-L	GP	GS	CG	SHO	SV	IP	H	R	ER	BB	SO	2B	3B	HR	BF	BAVG	WP	HBP	BK	SFA	SHA
2020	2.84	0-0	5	0	0	0	0	6.1	3	2	2	5	4	0	0	27	.167	0	2	0	1	1	
2021	0.00	0-0	2	1	0	0	0	5.0	3	0	0	0	8	0	0	18	.167	0	0	0	0	0	
Total	2.57	0-0	8	1	0	0	0	14	9	4	4	5	16	1	0	56	.191	1	2	0	1	1	



C.J. MCKENNITT

#38

RHP • R/R • SO • 6-2 • 210
CONCORD, MA • ST. MARK'S



MCKENNITT'S CAREER HIGHS

IP.....1.2.....vs. Saint Joseph's, 2/14/20
Hits.....0.....vs. Eastern Michigan, 2/23/20
Runs.....0.....2x, Central Conn. State, 3/1/20
ER.....0.....2x, Central Conn. State, 3/1/20
Walks.....0.....vs. Eastern Michigan, 2/23/20
Ks.....2.....vs. Central Conn. State, 3/1/20
Pitches.....33.....vs. Saint Joseph's, 2/14/20

#38 C.J.McKennitt - 1 game (All games)

Date	Opponent	Pos	AB	R	H	RBI	2B	3B	HR	BB	SB	CS	HBP	SAC	SF	GDP	K	PO	A	E	Avg
Feb 14	vs Saint Joseph's	p	0	0	0	0	0	0	0	0	0	0	0	0	0	0	0	0	1	0	.000
Totals		Ogs	0	0	0	0	0	0	0	0	0	0	0	0	0	0	0	0	1	0	.000

On base pct. .000 • Slugging pct. .000

#38 C.J.McKennitt - 6 appearances (All games)

Date	Opponent	GS	IP	H	R	ER	BB	SO	2B	3B	HR	WP	BK	HBP	IBB	Score	W-L	Sv	ERA	NP
Feb 14	vs Saint Joseph's		1.2	3	3	0	1	1	2	0	0	0	0	0	0	14-8	0-0	0	0.00	33
Feb 16	vs Iowa		0.1	2	3	3	1	1	0	0	0	0	0	0	0	10-8	0-0	0	13.50	12
Feb 23	vs Eastern Michigan		1.0	0	0	0	0	1	0	0	0	0	0	1	0	3-2	0-0	0	9.00	16
Mar 1	vs Central Conn. State		1.0	2	0	0	1	2	0	0	0	0	0	0	0	14-2	0-0	0	6.75	23
Mar 06	at Miami (FL)		2.0	2	1	1	0	1	0	0	1	0	0	0	0	4-5	0-1	0	6.00	25
Mar 10	at South Florida		0.2	1	1	1	0	0	0	0	1	0	0	0	0	8-12	0-1	0	6.75	9
Totals		0	6.2	10	8	5	3	6	2	0	2	0	0	1	0	53-37	0-1	0	6.75	-

MCKENNITT'S CAREER STATS

YEAR	ERA	W-L	GP	GS	CG	SHO	SV	IP	H	R	ER	BB	SO	2B	3B	HR	BF	BAVG	WP	HBP	BK	SFA	SHA
2020	6.00	0-1	5	0	0	0	0	6.0	9	7	4	3	6	2	0	1	32	.321	0	1	0	0	0
Total	6.00	0-1	5	0	0	0	0	6.0	9	7	4	3	6	2	0	1	32	.321	0	1	0	0	0



CJ FUNK

#39

OF • R/R • FR • 6-0 • 215
BELLEFONTE, PA • BELLEFONTE AREA



FUNK'S CAREER HIGHS

Runs.....	--
Hits.....	--
2Bs.....	--
3Bs.....	--
HRs.....	--
RBI.....	--
Walks.....	--
Steals.....	--
Putouts.....	--
Assists.....	--

#39 CJ Funk - 2 games (All games)

Date	Opponent	Pos	AB	R	H	RBI	2B	3B	HR	BB	SB	CS	HBP	SAC	SF	GDP	K	PO	A	E	Avg
Feb 20	vs Indiana State	ph	1	0	0	0	0	0	0	0	0	0	0	0	0	0	1	0	0	0	.000
Feb 21	vs Indiana State	ph/of	1	0	0	0	0	0	0	0	0	0	0	0	0	0	1	0	0	0	.000
Totals		Ogs	2	0	0	0	0	0	0	0	0	0	0	0	0	0	2	0	0	0	.000

On base pct. .000 • Slugging pct. .000



MATT GILBERTSON

#45

RHP • R/R • JR • 6-0 • 190
HENDERSON, NV • GREEN VALLEY



GILBERTSON'S CAREER HIGHS

IP..... 7.0.....vs. Iowa, 2/16/20
Hits..... 3.....vs. Central Conn. State, 3/1/20
Runs..... 0.....2x, last vs. Central Conn. State, 3/1/20
ER..... 0.....3x, last vs. Central Conn. State, 3/1/20
Walks..... 0.....2x, last vs. Indiana State, 2/20/21
Ks..... 7.....vs. Central Conn. State, 3/1/20
Pitches 106.....vs. Central Conn. State, 3/1/20

#45 Matt Gilbertson - 1 game (All games)

Date	Opponent	Pos	AB	R	H	RBI	2B	3B	HR	BB	SB	CS	HBP	SAC	SF	GDP	K	PO	A	E	Avg
Feb 20	vs Indiana State	*p	0	0	0	0	0	0	0	0	0	0	0	0	0	0	0	0	1	0	.000
Totals		1gs	0	0	0	0	0	0	0	0	0	0	0	0	0	0	0	0	1	0	.000

On base pct. .000 • Slugging pct. .000

#45 Matt Gilbertson - 1 appearance (All games)

Date	Opponent	GS	IP	H	R	ER	BB	SO	2B	3B	HR	WP	BK	HBP	IBB	Score	W-L	Sv	ERA	NP
Feb 20	vs Indiana State	*	5.0	4	2	1	0	3	1	0	0	1	0	1	0	8-2	1-0	0	1.80	76
Totals		1	5.0	4	2	1	0	3	1	0	0	1	0	1	0	8-2	1-0	0	1.80	-

GILBERTSON'S CAREER STATS

YEAR	ERA	W-L	GP	GS	CG	SHO	SV	IP	H	R	ER	BB	SO	2B	3B	HR	BF	BAVG	WP	HBP	BK	SFA	SHA
2020	1.12	2-1	4	4	0	0	0	24.0	26	9	3	6	20	1	0	1	102	.271	5	0	0	0	0
2021	1.80	1-0	1	1	0	0	0	5.0	4	2	1	0	3	1	0	0	21	.200	1	1	0	0	0
Total	1.24	3-1	5	5	0	0	0	29	30	11	4	6	23	2	0	1	123	.259	6	1	0	0	0



DAVID FERGUSON

#48

P • R/R • FR • 6-6 • 220
 DOWNINGTOWN, PA • DOWNINGTOWN EAST



FERGUSON'S CAREER HIGHS

IP.....	1.1at Jacksonville, 2/23/21
Hits.....	0at Jacksonville, 2/23/21
Runs.....	0at Jacksonville, 2/23/21
ER.....	0at Jacksonville, 2/23/21
Walks.....	3at Jacksonville, 2/23/21
Ks.....	-at Jacksonville, 2/23/21
Pitches	26at Jacksonville, 2/23/21

#48 David Ferguson - 1 appearance (All games)

Date	Opponent	GS	IP	H	R	ER	BB	SO	2B	3B	HR	WP	BK	HBP	IBB	Score	W-L	Sv	ERA	NP
Feb 23	at Jacksonville		1.1	0	0	0	3	0	0	0	0	0	0	0	0	7-2	1-0	0	0.00	26
Totals		0	1.1	0	0	0	3	0	0	0	0	0	0	0	0	7-2	1-0	0	0.00	-