



Officials: Doug Shows, Kevin Brill, Tony Greene

UNC Greensboro - 54

Record: 21-9

NO.	Name	F	Min	FG	3P	FT	Rebounds			Fouls		TP	AS	TO	ST	Blocks		+/-
				M-A	M-A	M-A	OR	DR	TOT	PF	FD					BS	BA	
4	Mohammed Abdulsalam	F	21:14	0-1	0-0	0-0	1	4	5	2	2	0	0	0	0	0	0	-6
13	Angelo Allegri	F	21:32	2-7	0-4	0-0	1	0	1	2	0	4	2	1	2	0	1	-15
0	Keyshaun Langley	G	30:20	5-10	5-9	1-1	0	1	1	3	3	16	3	2	1	0	0	-4
1	Isaiah Miller	G	35:24	7-18	0-1	3-6	0	5	5	3	4	17	4	4	2	1	1	-10
44	Kaleb Hunter	G	31:27	3-9	1-5	0-0	1	3	4	2	0	7	0	1	0	0	1	-15
2	A.J. McGinnis		10:35	1-5	1-4	1-2	0	1	1	1	1	4	0	0	0	0	0	-3
12	Khyre Thompson		05:08	0-0	0-0	0-0	0	0	0	0	0	0	0	0	0	0	0	0
25	Hayden Koval		18:46	0-6	0-3	4-4	3	1	4	2	5	4	1	0	0	0	2	-4
3	Kobe Langley		09:55	1-4	0-1	0-0	0	0	0	2	0	2	3	0	2	0	1	1
33	Bas Leyte		13:20	0-0	0-0	0-0	1	4	5	0	0	0	0	0	0	0	0	5
32	Jarrett Hensley		02:19	0-0	0-0	0-0	0	0	0	1	0	0	1	0	0	0	0	1
Team							4	2	6			0		2				
Totals				19-60	7-27	9-13	11	21	32	18	15	54	14	10	7	1	6	-10

Shooting By Period		
1 st FG%	11-31	35.5%
3PT%	3-12	25.0%
FT%	1-1	100%
2 nd FG%	8-29	27.6%
3PT%	4-15	26.7%
FT%	8-12	66.7%
GM FG%	19-60	31.7%
3PT%	7-27	25.9%
FT%	9-13	69.2%

Dead Ball Rebounds: 1, 0

Technical Fouls::NONE

Florida St. - 64

Record: 17-6

NO.	Name	F	Min	FG	3P	FT	Rebounds			Fouls		TP	AS	TO	ST	Blocks		+/-
				M-A	M-A	M-A	OR	DR	TOT	PF	FD					BS	BA	
1	RaiQuan Gray	F	31:07	8-13	0-2	1-4	1	6	7	1	3	17	3	0	0	1	0	13
5	Balsa Koprivica	C	24:14	6-9	0-0	1-2	3	6	9	4	3	13	1	4	0	2	0	9
0	RayQuan Evans	G	16:22	0-2	0-0	1-2	0	0	0	0	2	1	2	0	0	0	0	-2
2	Anthony Polite	G	30:07	5-8	0-2	2-2	0	4	4	1	1	12	2	0	1	0	1	18
23	M.J. Walker	G	32:03	2-6	0-2	0-0	0	1	1	2	1	4	6	2	2	1	0	13
4	Scottie Barnes		25:50	2-2	0-0	0-0	0	4	4	2	1	4	1	5	0	1	0	16
24	Sardaar Calhoun		10:36	0-2	0-1	3-4	0	1	1	1	3	3	0	0	0	0	0	-2
10	Malik Osborne		14:05	0-0	0-0	4-4	0	5	5	1	2	4	0	1	0	0	0	-5
34	Tanor Ngom		09:33	2-5	0-1	2-2	1	3	4	3	1	6	0	1	0	1	0	-1
31	Wyatt Wilkes		06:03	0-1	0-1	0-0	0	0	0	0	1	0	0	0	0	0	0	-9
Team							0	3	3			0		2				
Totals				25-48	0-9	14-20	5	33	38	15	18	64	15	15	3	6	1	10

Shooting By Period		
1 st FG%	12-25	48.0%
3PT%	0-8	0.0%
FT%	5-9	55.6%
2 nd FG%	13-23	56.5%
3PT%	0-1	0.0%
FT%	9-11	81.8%
GM FG%	25-48	52.1%
3PT%	0-9	0.0%
FT%	14-20	70.0%

Dead Ball Rebounds: 3, 0

Technical Fouls::NONE

	NCG	FSU
Biggest lead	0 (1 st 20:00)	16 (1 st 7:04)
Best Scoring Run	9(1 st 4:19)	12(2 nd 15:41)
Lead Changes	0	
Times Tied	2	
Time with Lead	00:00	38:10

Points from	NCG	FSU
Turnovers	15	7
Paint	16	44
Second Chance	6	2
Fast Breaks	8	14
Bench	10	17

	Period by Period Scoring		
	1st	2nd	TOT
NCG	26	28	54
FSU	29	35	64



Officials: Doug Shows, Kevin Brill, Tony Greene

Period 1

Quarter Starters:

FSU	0 Evans R	1 Gray R	2 Polite A	5 Koprivica B	23 Walker M
NCG	0 Langley K	1 Miller I	4 Abdulsalam M	13 Allegri A	44 Hunter K

Game Time	FSU	Score	Diff	NCG
20:00	5 KOPRIVICA B jumpball won			4 ABDULSALAM M jumpball lost
19:40	0 EVANS R 2pt FG in the paint, driving layup missed			
19:37				4 ABDULSALAM M defensive rebound (1)
19:21				13 ALLEGRI A 3pt FG , pull up jump shot missed
19:18	1 GRAY R defensive rebound (1)			
18:54	2 POLITE A 2pt FG outside the paint, pull up jump shot made (2)	2-0	2	
18:46				0 LANGLEY K turnover bad pass (1)
18:39	23 WALKER M 3pt FG from turnover, jump shot missed			
18:36				defensive rebound (2)
18:17				1 MILLER I 2pt FG outside the paint, step back jump shot missed
18:14	2 POLITE A defensive rebound (1)			
18:09	2 POLITE A 3pt FG , jump shot missed			
18:06				44 HUNTER K defensive rebound (1)
17:52		2-2	0	1 MILLER I 2pt FG outside the paint, floating jump shot made (2)
17:40	5 KOPRIVICA B 2pt FG in the paint, dunk, made (2)	4-2	2	
17:40	23 WALKER M assist (1)			
17:28	23 WALKER M steal (1)			44 HUNTER K turnover bad pass (1)
17:23	1 GRAY R 2pt FG from turnover in the paint, layup made (2)	6-2	4	
17:23	0 EVANS R assist (1)			
17:22				Timeout 30 Sec
17:22	Timeout media			
17:22	0 EVANS R substitution out			
17:22	2 POLITE A substitution out			
17:22	4 BARNES S substitution in			
17:22	24 CALHOUN S substitution in			
17:06				0 LANGLEY K 3pt FG , jump shot missed
17:02				13 ALLEGRI A offensive rebound (1)
17:00	23 WALKER M steal (2)			13 ALLEGRI A turnover bad pass (1)
16:57	23 WALKER M 2pt FG fast break from turnover in the paint, driving layup made (2)	8-2	6	
16:36				1 MILLER I 3pt FG , step back jump shot missed
16:33				4 ABDULSALAM M offensive rebound (2)
16:33	23 WALKER M foul personal (1 - 1)			4 ABDULSALAM M foul drawn (1)
16:33	1 GRAY R substitution out			
16:33	23 WALKER M substitution out			
16:33	2 POLITE A substitution in			
16:33	10 OSBORNE M substitution in			
16:33				0 LANGLEY K substitution out
16:33				4 ABDULSALAM M substitution out
16:33				13 ALLEGRI A substitution out
16:33				2 MCGINNIS A substitution in
16:33				12 THOMPSON K substitution in
16:33				25 KOVAL H substitution in



Official Basketball Play by Play - First Half
UNC Greensboro at Florida St.
 03/20/21 Bankers Life Fieldhouse, Indianapolis, IN
 NCAA Division I Men's Basketball Championship - First Round

Game Time: 12:45 PM
 Game Duration: 2:13

Officials: Doug Shows, Kevin Brill, Tony Greene

Game Time	FSU	Score	Diff	NCG
16:12				44 HUNTER K 3pt FG second chance, pull up jump shot missed
16:09	5 KOPRIVICA B defensive rebound (1)			
15:42	5 KOPRIVICA B 2pt FG in the paint, hook shot missed			
15:40	5 KOPRIVICA B offensive rebound (2)			
15:40	turnover shot clock (1)			
15:40	Timeout media			
15:40	5 KOPRIVICA B substitution out			
15:40	34 NGOM T substitution in			
15:20				2 MCGINNIS A 3pt FG from turnover, jump shot missed
15:17	24 CALHOUN S defensive rebound (1)			
15:08	34 NGOM T 2pt FG in the paint, layup missed			
15:06				1 MILLER I defensive rebound (1)
15:00				25 KOVAL H 2pt FG in the paint, driving layup blocked
15:00	4 BARNES S block (1)			
14:56	2 POLITE A defensive rebound (2)			
14:51	34 NGOM T 2pt FG fast break in the paint, layup made (2)	10-2	8	
14:51	2 POLITE A assist (1)			
14:28				1 MILLER I turnover travel (1)
14:14	24 CALHOUN S foul drawn (1)			25 KOVAL H foul shooting (1 - 1)
14:14	24 CALHOUN S free throw 1 - 2 made (1)	11-2	9	
14:14	2 POLITE A substitution out			
14:14	23 WALKER M substitution in			
14:14				44 HUNTER K substitution out
14:14				3 LANGLEY K substitution in
14:14	24 CALHOUN S free throw 2 - 2 missed			
14:13				defensive rebound (7)
14:00	23 WALKER M foul drawn (1)			1 MILLER I foul offensive (1 - 2)
14:00				1 MILLER I turnover offensive (2)
14:00				1 MILLER I substitution out
14:00				0 LANGLEY K substitution in
13:42	24 CALHOUN S foul drawn (2)			2 MCGINNIS A foul personal (1 - 3)
13:42				12 THOMPSON K substitution out
13:42				33 LEYTE B substitution in
13:38	4 BARNES S foul offensive (1 - 2)			25 KOVAL H foul drawn (1)
13:38	4 BARNES S turnover offensive (1)			
13:38	34 NGOM T substitution out			
13:38	5 KOPRIVICA B substitution in			
13:13				0 LANGLEY K 3pt FG from turnover, pull up jump shot missed
13:11	defensive rebound (7)			
13:11	4 BARNES S substitution out			
13:11	0 EVANS R substitution in			
12:52	0 EVANS R 2pt FG in the paint, driving layup missed			
12:50				33 LEYTE B defensive rebound (1)
12:46				0 LANGLEY K turnover lost ball (2)
12:46				2 MCGINNIS A substitution out
12:46				32 HENSLEY J substitution in
12:30	24 CALHOUN S 3pt FG from turnover, jump shot missed			
12:26				33 LEYTE B defensive rebound (2)
12:09				25 KOVAL H 3pt FG , jump shot missed



Official Basketball Play by Play - First Half
UNC Greensboro at Florida St.
 03/20/21 Bankers Life Fieldhouse, Indianapolis, IN
 NCAA Division I Men's Basketball Championship - First Round

Game Time: 12:45 PM
Game Duration: 2:13

Officials: Doug Shows, Kevin Brill, Tony Greene

Game Time	FSU	Score	Diff	NCG
12:05	10 OSBORNE M defensive rebound (1)			
12:03	24 CALHOUN S foul drawn (3)			0 LANGLEY K foul shooting (1 - 4)
12:03	24 CALHOUN S free throw fast break 1 - 2 made (2)	12-2	10	
12:03	10 OSBORNE M substitution out			
12:03	1 GRAY R substitution in			
12:03	24 CALHOUN S free throw fast break 2 - 2 made (3)	13-2	11	
12:03	24 CALHOUN S substitution out			
12:03	31 WILKES W substitution in			
12:03				3 LANGLEY K substitution out
12:03				25 KOVAL H substitution out
12:03				1 MILLER I substitution in
12:03				4 ABDULSALAM M substitution in
11:47		13-4	9	1 MILLER I 2pt FG in the paint, floating jump shot made (4)
11:47				32 HENSLEY J assist (1)
11:38	31 WILKES W foul drawn (1)			32 HENSLEY J foul personal (1 - 5)
11:38	Timeout media			
11:31	5 KOPRIVICA B 2pt FG in the paint, alleyoop made (4)	15-4	11	
11:31	23 WALKER M assist (2)			
11:18		15-7	8	0 LANGLEY K 3pt FG , step back jump shot made (3)
11:05	31 WILKES W 3pt FG , jump shot missed			
11:02	1 GRAY R offensive rebound (2)			
11:00	1 GRAY R foul drawn (1)			4 ABDULSALAM M foul shooting (1 - 6)
11:00	1 GRAY R free throw 1 - 2 missed			
11:00	offensive dead ball rebound (1)			
11:00				33 LEYTE B substitution out
11:00				13 ALLEGRI A substitution in
11:00	1 GRAY R free throw 2 - 2 missed			
10:59				4 ABDULSALAM M defensive rebound (3)
10:27				turnover shot clock (7)
10:27	0 EVANS R substitution out			
10:27	31 WILKES W substitution out			
10:27	2 POLITE A substitution in			
10:27	4 BARNES S substitution in			
10:27				32 HENSLEY J substitution out
10:27				44 HUNTER K substitution in
10:05	1 GRAY R 2pt FG from turnover in the paint, pull up jump shot made (4)	17-7	10	
09:43				13 ALLEGRI A 2pt FG in the paint, driving layup missed
09:42				offensive rebound (11)
09:30				0 LANGLEY K 2pt FG second chance outside the paint, pull up jump shot missed
09:28	defensive rebound (10)			
09:28				0 LANGLEY K substitution out
09:28				2 MCGINNIS A substitution in
09:08	5 KOPRIVICA B substitution out			
09:08	34 NGOM T substitution in			
09:00	1 GRAY R 3pt FG , pull up jump shot missed			
08:56				2 MCGINNIS A defensive rebound (1)
08:51				1 MILLER I 2pt FG in the paint, driving layup missed
08:48	34 NGOM T defensive rebound (1)			



Official Basketball Play by Play - First Half
UNC Greensboro at Florida St.
 03/20/21 Bankers Life Fieldhouse, Indianapolis, IN
 NCAA Division I Men's Basketball Championship - First Round

Game Time: 12:45 PM
 Game Duration: 2:13

Officials: Doug Shows, Kevin Brill, Tony Greene

Game Time	FSU	Score	Diff	NCG
08:36	4 BARNES S turnover bad pass (2)			13 ALLEGRI A steal (1)
08:29				2 MCGINNIS A 3pt FG from turnover, jump shot missed
08:26	1 GRAY R defensive rebound (3)			
08:22	34 NGOM T 2pt FG fast break in the paint, dunk, made (4)	19-7	12	
08:22	1 GRAY R assist (1)			
07:59				2 MCGINNIS A 2pt FG in the paint, driving layup missed
07:56	2 POLITE A defensive rebound (3)			
07:32	1 GRAY R 2pt FG outside the paint, pull up jump shot made (6)	21-7	14	
07:26				Timeout 30 Sec
07:26				Timeout media
07:26	1 GRAY R substitution out			
07:26	34 NGOM T substitution out			
07:26	5 KOPRIVICA B substitution in			
07:26	10 OSBORNE M substitution in			
07:26				2 MCGINNIS A substitution out
07:26				4 ABDULSALAM M substitution out
07:26				3 LANGLEY K substitution in
07:26				25 KOVAL H substitution in
07:17				13 ALLEGRI A 3pt FG , jump shot missed
07:13	23 WALKER M defensive rebound (1)			
07:04	10 OSBORNE M foul drawn (1)			13 ALLEGRI A foul personal (1 - 7)
07:04	10 OSBORNE M 1&1 free throw 1 made (1)	22-7	15	
07:04	23 WALKER M substitution out			
07:04	31 WILKES W substitution in			
07:04	10 OSBORNE M 1&1 free throw 2 made (2)	23-7	16	
06:43		23-9	14	44 HUNTER K 2pt FG outside the paint, pull up jump shot made (2)
06:43				1 MILLER I assist (1)
06:28	5 KOPRIVICA B turnover travel (1)			
06:28	4 BARNES S substitution out			
06:28	0 EVANS R substitution in			
06:09		23-11	12	3 LANGLEY K 2pt FG from turnover outside the paint, pull up jump shot made (2)
06:09				13 ALLEGRI A assist (1)
05:56	5 KOPRIVICA B foul offensive (1 - 3)			25 KOVAL H foul drawn (2)
05:56	5 KOPRIVICA B turnover offensive (2)			
05:56				3 LANGLEY K substitution out
05:56				13 ALLEGRI A substitution out
05:56				0 LANGLEY K substitution in
05:56				12 THOMPSON K substitution in
05:39				25 KOVAL H 2pt FG from turnover outside the paint, turnaround jump shot missed
05:37				offensive rebound (13)
05:26		23-13	10	1 MILLER I 2pt FG from turnover second chance outside the paint, pull up jump shot made (6)
05:07	5 KOPRIVICA B foul offensive (2 - 4)			25 KOVAL H foul drawn (3)
05:07	5 KOPRIVICA B turnover offensive (3)			
05:07	5 KOPRIVICA B substitution out			
05:07	1 GRAY R substitution in			
05:07	Timeout 30 Sec			



Official Basketball Play by Play - First Half
UNC Greensboro at Florida St.
 03/20/21 Bankers Life Fieldhouse, Indianapolis, IN
 NCAA Division I Men's Basketball Championship - First Round

Game Time: 12:45 PM
 Game Duration: 2:13

Officials: Doug Shows, Kevin Brill, Tony Greene

Game Time	FSU	Score	Diff	NCG
04:52				44 HUNTER K 2pt FG from turnover in the paint, floating jump shot missed
04:49	10 OSBORNE M defensive rebound (2)			
04:38	10 OSBORNE M turnover bad pass (1)			
04:19		23-16	7	0 LANGLEY K 3pt FG from turnover, jump shot made (6)
04:19				1 MILLER I assist (2)
03:50	2 POLITE A 2pt FG in the paint, driving layup made (4)	25-16	9	
03:39	10 OSBORNE M foul personal (1 - 5)			0 LANGLEY K foul drawn (1)
03:39	Timeout media			
03:39	2 POLITE A substitution out			
03:39	24 CALHOUN S substitution in			
03:39				12 THOMPSON K substitution out
03:39				33 LEYTE B substitution in
03:37		25-18	7	1 MILLER I 2pt FG in the paint, alleyoop made (8)
03:37				0 LANGLEY K assist (1)
03:09	24 CALHOUN S 2pt FG in the paint, driving layup missed			
03:05				25 KOVAL H defensive rebound (1)
02:44				1 MILLER I 2pt FG outside the paint, turnaround jump shot missed
02:41	10 OSBORNE M defensive rebound (3)			
02:37	1 GRAY R 2pt FG fast break in the paint, driving layup made (8)	27-18	9	
02:37	1 GRAY R foul drawn (2)			25 KOVAL H foul shooting (2 - 8)
02:37	0 EVANS R substitution out			
02:37	10 OSBORNE M substitution out			
02:37	31 WILKES W substitution out			
02:37	4 BARNES S substitution in			
02:37	23 WALKER M substitution in			
02:37	34 NGOM T substitution in			
02:37				25 KOVAL H substitution out
02:37				33 LEYTE B substitution out
02:37				4 ABDULSALAM M substitution in
02:37				13 ALLEGRI A substitution in
02:37	1 GRAY R free throw fast break 1 - 1 missed			
02:35				44 HUNTER K defensive rebound (2)
02:07		27-20	7	1 MILLER I 2pt FG in the paint, layup made (10)
02:07				0 LANGLEY K assist (2)
02:00	23 WALKER M 3pt FG , jump shot missed			
01:57				4 ABDULSALAM M defensive rebound (4)
01:52				1 MILLER I 2pt FG outside the paint, floating jump shot missed
01:49	4 BARNES S defensive rebound (1)			
01:32	34 NGOM T 3pt FG , jump shot missed			
01:29				44 HUNTER K defensive rebound (3)
01:23		27-22	5	13 ALLEGRI A 2pt FG in the paint, floating jump shot made (2)
00:58	1 GRAY R 2pt FG in the paint, turnaround jump shot made (10)	29-22	7	
00:37		29-25	4	0 LANGLEY K 3pt FG , pull up jump shot made (9)
00:37				13 ALLEGRI A assist (2)
00:36	24 CALHOUN S foul shooting (1 - 6)			0 LANGLEY K foul drawn (2)
00:36	24 CALHOUN S substitution out			
00:36	2 POLITE A substitution in			
00:36				1 MILLER I substitution out



Official Basketball Play by Play - First Half
UNC Greensboro at Florida St.
 03/20/21 Bankers Life Fieldhouse, Indianapolis, IN
 NCAA Division I Men's Basketball Championship - First Round

Game Time: 12:45 PM
Game Duration: 2:13

Officials: Doug Shows, Kevin Brill, Tony Greene

Game Time	FSU	Score	Diff	NCG
00:36				13 ALLEGRI A substitution out
00:36				3 LANGLEY K substitution in
00:36				33 LEYTE B substitution in
00:36		29-26	3	0 LANGLEY K free throw 1 - 1 made (10)
00:17	4 BARNES S turnover lost ball (3)			3 LANGLEY K steal (1)
00:13				3 LANGLEY K 2pt FG from turnover in the paint, driving layup blocked
00:13	23 WALKER M block (1)			
00:09	4 BARNES S defensive rebound (2)			
00:00	1 GRAY R 3pt FG , jump shot missed			
00:00	offensive dead ball rebound (2)			
END OF PERIOD				
FSU 29-26 NCG				



Officials: Doug Shows, Kevin Brill, Tony Greene

UNC Greensboro - 26

NO.	Name	F	Min	FG			Rebounds			Fouls		TP	AS	TO	ST	Blocks		+/-
				M-A	M-A	M-A	OR	DR	TOT	PF	FD					BS	BA	
4	Mohammed Abdulsalam	F	10:41	0-0	0-0	0-0	1	3	4	1	1	0	0	0	0	0	0	-3
13	Angelo Allegri	F	10:31	1-4	0-2	0-0	1	0	1	1	0	2	2	1	1	0	0	-5
0	Keyshaun Langley	G	13:55	3-6	3-5	1-1	0	0	0	1	2	10	2	2	0	0	0	2
1	Isaiah Miller	G	17:26	5-10	0-1	0-0	0	1	1	1	0	10	2	2	0	0	0	-2
44	Kaleb Hunter	G	16:13	1-3	0-1	0-0	0	3	3	0	0	2	0	1	0	0	0	-4
2	A.J. McGinnis		05:49	0-3	0-2	0-0	0	1	1	1	0	0	0	0	0	0	0	-7
12	Khyre Thompson		05:08	0-0	0-0	0-0	0	0	0	0	0	0	0	0	0	0	0	0
25	Hayden Koval		09:19	0-3	0-1	0-0	0	1	1	2	3	0	0	0	0	0	1	0
3	Kobe Langley		04:18	1-2	0-0	0-0	0	0	0	0	0	2	0	0	1	0	1	1
33	Bas Leyte		04:21	0-0	0-0	0-0	0	2	2	0	0	0	0	0	0	0	0	2
32	Jarrett Hensley		02:19	0-0	0-0	0-0	0	0	0	1	0	0	1	0	0	0	0	1
Team							2	2	4			0		1				
Totals				11-31	3-12	1-1	4	13	17	8	6	26	7	7	2	0	2	-3

Shooting By Period		
1st FG%	11-31	35.5%
3PT%	3-12	25.0%
FT%	1-1	100%
GM FG%	11-31	35.5%
3PT%	3-12	25.0%
FT%	1-1	100.0%

Dead Ball Rebounds: 0, 0

Technical Fouls::NONE

Florida St. - 29

NO.	Name	F	Min	FG			Rebounds			Fouls		TP	AS	TO	ST	Blocks		+/-
				M-A	M-A	M-A	OR	DR	TOT	PF	FD					BS	BA	
1	RaiQuan Gray	F	13:11	5-7	0-2	0-3	1	2	3	0	2	10	1	0	0	0	0	3
5	Balsa Koprivica	C	11:09	2-3	0-0	0-0	1	1	2	2	0	4	0	3	0	0	0	3
0	RayQuan Evans	G	09:13	0-2	0-0	0-0	0	0	0	0	0	0	1	0	0	0	0	-2
2	Anthony Polite	G	12:22	2-3	0-1	0-0	0	3	3	0	0	4	1	0	0	0	0	7
23	M.J. Walker	G	13:14	1-3	0-2	0-0	0	1	1	1	1	2	2	0	2	1	0	6
4	Scottie Barnes		10:47	0-0	0-0	0-0	0	2	2	1	0	0	0	3	0	1	0	5
24	Sardar Calhoun		08:21	0-2	0-1	3-4	0	1	1	1	3	3	0	0	0	0	0	2
10	Malik Osborne		09:19	0-0	0-0	2-2	0	3	3	1	1	2	0	1	0	0	0	-1
34	Tanor Ngom		06:21	2-4	0-1	0-0	0	1	1	0	0	4	0	0	0	0	0	1
31	Wyatt Wilkes		06:03	0-1	0-1	0-0	0	0	0	0	1	0	0	0	0	0	0	-9
Team							0	2	2			0		1				
Totals				12-25	0-8	5-9	2	16	18	6	8	29	5	8	2	2	0	3

Shooting By Period		
1st FG%	12-25	48.0%
3PT%	0-8	0.0%
FT%	5-9	55.6%
GM FG%	12-25	48.0%
3PT%	0-8	0.0%
FT%	5-9	55.6%

Dead Ball Rebounds: 2, 0

Technical Fouls::NONE

	NCG	FSU
Biggest lead	0 (1st 20:00)	16 (1st 7:04)
Best Scoring Run	9(1st 4:19)	11(1st 12:03)
Lead Changes	0	
Times Tied	1	
Time with Lead	00:00	18:42

Points from	NCG	FSU
Turnovers	7	7
Paint	8	20
Second Chance	2	0
Fast Breaks	0	10
Bench	2	9

	Period by Period Scoring		
	1st	2nd	TOT
NCG	26	28	54
FSU	29	35	64



Period 2

Quarter Starters:

FSU	0 Evans R	1 Gray R	2 Polite A	5 Koprivica B	23 Walker M
NCG	0 Langley K	1 Miller I	4 Abdulsalam M	13 Allegri A	44 Hunter K

Game Time	FSU	Score	Diff	NCG
20:00	4 BARNES S substitution out			
20:00	34 NGOM T substitution out			
20:00	0 EVANS R substitution in			
20:00	5 KOPRIVICA B substitution in			
20:00				3 LANGLEY K substitution out
20:00				33 LEYTE B substitution out
20:00				1 MILLER I substitution in
20:00				13 ALLEGRI A substitution in
19:43		29-29	0	0 LANGLEY K 3pt FG , jump shot made (13)
19:43				1 MILLER I assist (3)
19:11	5 KOPRIVICA B 2pt FG in the paint, dunk, made (6)	31-29	2	
19:11	23 WALKER M assist (3)			
18:52				1 MILLER I 2pt FG in the paint, dunk, blocked
18:52	5 KOPRIVICA B block (1)			
18:52				offensive rebound (18)
18:42				44 HUNTER K 2pt FG second chance outside the paint, floating jump shot blocked
18:42	5 KOPRIVICA B block (2)			
18:38	5 KOPRIVICA B defensive rebound (3)			
18:31	5 KOPRIVICA B foul drawn (1)			4 ABDULSALAM M foul personal (2 - 1)
18:14	5 KOPRIVICA B 2pt FG in the paint, driving layup made (8)	33-29	4	
18:14	23 WALKER M assist (4)			
17:46				1 MILLER I 2pt FG in the paint, floating jump shot missed
17:43	5 KOPRIVICA B defensive rebound (4)			
17:30	23 WALKER M turnover lost ball (1)			13 ALLEGRI A steal (2)
17:30	0 EVANS R substitution out			
17:30	4 BARNES S substitution in			
17:06				0 LANGLEY K 3pt FG from turnover, jump shot missed
17:03	5 KOPRIVICA B defensive rebound (5)			
16:54	1 GRAY R 2pt FG in the paint, layup made (12)	35-29	6	
16:54	2 POLITE A assist (2)			
16:54	1 GRAY R foul drawn (3)			1 MILLER I foul shooting (2 - 2)
16:54	1 GRAY R free throw 1 - 1 made (13)	36-29	7	
16:33				1 MILLER I 2pt FG outside the paint, pull up jump shot missed
16:30	1 GRAY R defensive rebound (4)			
16:20	2 POLITE A 2pt FG in the paint, layup made (6)	38-29	9	
16:20	5 KOPRIVICA B assist (1)			
15:51				4 ABDULSALAM M 2pt FG in the paint, layup missed
15:49	5 KOPRIVICA B defensive rebound (6)			
15:41	5 KOPRIVICA B 2pt FG in the paint, dunk, made (10)	40-29	11	
15:41	4 BARNES S assist (1)			
15:41	5 KOPRIVICA B foul drawn (2)			44 HUNTER K foul shooting (1 - 3)
15:41				Timeout media



Official Basketball Play by Play - Second Half
UNC Greensboro at Florida St.
 03/20/21 Bankers Life Fieldhouse, Indianapolis, IN
 NCAA Division I Men's Basketball Championship - First Round

Game Time: 12:45 PM
 Game Duration: 2:13

Officials: Doug Shows, Kevin Brill, Tony Greene

Game Time	FSU	Score	Diff	NCG
15:41				0 LANGLEY K substitution out
15:41				4 ABDULSALAM M substitution out
15:41				13 ALLEGRI A substitution out
15:41				3 LANGLEY K substitution in
15:41				25 KOVAL H substitution in
15:41				33 LEYTE B substitution in
15:41	5 KOPRIVICA B free throw 1 - 1 made (11)	41-29	12	
15:12				3 LANGLEY K 2pt FG outside the paint, pull up jump shot missed
15:08				44 HUNTER K offensive rebound (4)
14:57	2 POLITE A steal (1)			1 MILLER I turnover bad pass (3)
14:48	5 KOPRIVICA B 2pt FG from turnover in the paint, layup missed			
14:46				33 LEYTE B defensive rebound (3)
14:38	5 KOPRIVICA B foul shooting (3 - 1)			25 KOVAL H foul drawn (4)
14:38		41-30	11	25 KOVAL H free throw 1 - 2 made (1)
14:38	5 KOPRIVICA B substitution out			
14:38	34 NGOM T substitution in			
14:38				44 HUNTER K substitution out
14:38				2 MCGINNIS A substitution in
14:38		41-31	10	25 KOVAL H free throw 2 - 2 made (2)
14:25	4 BARNES S foul drawn (1)			1 MILLER I foul personal (3 - 4)
14:25				1 MILLER I substitution out
14:25				0 LANGLEY K substitution in
14:12	34 NGOM T 2pt FG in the paint, layup missed			
14:11	34 NGOM T offensive rebound (2)			
14:11	34 NGOM T foul drawn (1)			3 LANGLEY K foul shooting (1 - 5)
14:11	34 NGOM T free throw 1 - 2 made (5)	42-31	11	
14:11	34 NGOM T free throw 2 - 2 made (6)	43-31	12	
13:46				25 KOVAL H 2pt FG in the paint, dunk, blocked
13:46	34 NGOM T block (1)			
13:40				33 LEYTE B offensive rebound (4)
13:39				2 MCGINNIS A 3pt FG second chance, jump shot missed
13:37	34 NGOM T defensive rebound (3)			
13:30	23 WALKER M turnover lost ball (2)			0 LANGLEY K steal (1)
13:30	1 GRAY R substitution out			
13:30	4 BARNES S substitution out			
13:30	0 EVANS R substitution in			
13:30	10 OSBORNE M substitution in			
13:30				3 LANGLEY K substitution out
13:30				1 MILLER I substitution in
13:19	34 NGOM T foul personal (1 - 2)			0 LANGLEY K foul drawn (3)
13:08		43-34	9	2 MCGINNIS A 3pt FG from turnover, jump shot made (3)
13:08				1 MILLER I assist (4)
12:43	23 WALKER M 2pt FG outside the paint, pull up jump shot missed			
12:40				1 MILLER I defensive rebound (2)
12:37	2 POLITE A foul shooting (1 - 3)			1 MILLER I foul drawn (1)
12:37	23 WALKER M substitution out			
12:37	4 BARNES S substitution in			
12:37				33 LEYTE B substitution out



Official Basketball Play by Play - Second Half
UNC Greensboro at Florida St.
 03/20/21 Bankers Life Fieldhouse, Indianapolis, IN
 NCAA Division I Men's Basketball Championship - First Round

Game Time: 12:45 PM
 Game Duration: 2:13

Officials: Doug Shows, Kevin Brill, Tony Greene

Game Time	FSU	Score	Diff	NCG
12:37				13 ALLEGRI A substitution in
12:37		43-35	8	1 MILLER I free throw fast break 1 - 2 made (11)
12:36				1 MILLER I free throw fast break 2 - 2 missed
12:34	10 OSBORNE M defensive rebound (4)			
12:20	4 BARNES S 2pt FG in the paint, dunk, made (2)	45-35	10	
12:20	0 EVANS R assist (2)			
11:48	34 NGOM T foul shooting (2 - 4)			2 MCGINNIS A foul drawn (1)
11:48	Timeout media			
11:48				25 KOVAL H substitution out
11:48				4 ABDULSALAM M substitution in
11:48		45-36	9	2 MCGINNIS A free throw 1 - 2 made (4)
11:48				2 MCGINNIS A free throw 2 - 2 missed
11:46	34 NGOM T defensive rebound (4)			
11:26	34 NGOM T foul offensive (3 - 5)			4 ABDULSALAM M foul drawn (2)
11:26	34 NGOM T turnover offensive (1)			
11:26	4 BARNES S substitution out			
11:26	34 NGOM T substitution out			
11:26	1 GRAY R substitution in			
11:26	23 WALKER M substitution in			
11:06				13 ALLEGRI A 3pt FG from turnover, jump shot missed
11:03				offensive rebound (23)
10:55				1 MILLER I 2pt FG from turnover second chance in the paint, floating jump shot missed
10:53	10 OSBORNE M defensive rebound (5)			
10:24	2 POLITE A 2pt FG in the paint, layup missed			
10:17				0 LANGLEY K defensive rebound (1)
10:16		45-38	7	1 MILLER I 2pt FG fast break in the paint, pull up jump shot made (13)
10:16				0 LANGLEY K assist (3)
09:52	0 EVANS R foul drawn (1)			0 LANGLEY K foul personal (2 - 6)
09:52	0 EVANS R substitution out			
09:52	2 POLITE A substitution out			
09:52	4 BARNES S substitution in			
09:52	24 CALHOUN S substitution in			
09:52				2 MCGINNIS A substitution out
09:52				44 HUNTER K substitution in
09:52				0 LANGLEY K substitution out
09:52				3 LANGLEY K substitution in
09:44	4 BARNES S 2pt FG in the paint, floating jump shot made (4)	47-38	9	
09:13				3 LANGLEY K 3pt FG , pull up jump shot missed
09:10	4 BARNES S defensive rebound (3)			
09:08	4 BARNES S turnover bad pass (4)			3 LANGLEY K steal (2)
09:04		47-41	6	44 HUNTER K 3pt FG fast break from turnover, jump shot made (5)
09:04				3 LANGLEY K assist (1)
08:44	10 OSBORNE M foul drawn (2)			3 LANGLEY K foul personal (2 - 7)
08:44				13 ALLEGRI A substitution out
08:44				0 LANGLEY K substitution in
08:44				1 MILLER I substitution out
08:44				33 LEYTE B substitution in



Officials: Doug Shows, Kevin Brill, Tony Greene

Game Time	FSU	Score	Diff	NCG
08:44	10 OSBORNE M 1&1 free throw 1 made (3)	48-41	7	
08:44	10 OSBORNE M 1&1 free throw 2 made (4)	49-41	8	
08:44	10 OSBORNE M substitution out			
08:44	5 KOPRIVICA B substitution in			
08:32		49-44	5	0 LANGLEY K 3pt FG , jump shot made (16)
08:32				3 LANGLEY K assist (2)
08:02	23 WALKER M 2pt FG in the paint, driving layup missed			
07:59				33 LEYTE B defensive rebound (5)
07:54		49-46	3	44 HUNTER K 2pt FG fast break in the paint, driving layup made (7)
07:54				3 LANGLEY K assist (3)
07:37	Timeout 30 Sec			
07:37	Timeout media			
07:37	24 CALHOUN S substitution out			
07:37	2 POLITE A substitution in			
07:37				3 LANGLEY K substitution out
07:37				1 MILLER I substitution in
07:21	1 GRAY R 2pt FG outside the paint, floating jump shot missed			
07:18				4 ABDULSALAM M defensive rebound (5)
07:10	Timeout media			
07:10				4 ABDULSALAM M substitution out
07:10				25 KOVAL H substitution in
06:50				44 HUNTER K 3pt FG , pull up jump shot missed
06:48				offensive dead ball rebound (1)
06:48				turnover shot clock (9)
06:18	5 KOPRIVICA B 2pt FG from turnover in the paint, driving layup missed			
06:15				1 MILLER I defensive rebound (3)
06:09				25 KOVAL H 3pt FG , jump shot missed
06:07	1 GRAY R defensive rebound (5)			
05:49	2 POLITE A 3pt FG , jump shot blocked			
05:49				1 MILLER I block (1)
05:44				1 MILLER I defensive rebound (4)
05:38		49-48	1	1 MILLER I 2pt FG in the paint, pull up jump shot made (15)
05:16	2 POLITE A 2pt FG in the paint, dunk, made (8)	51-48	3	
05:16	1 GRAY R assist (2)			
04:52	5 KOPRIVICA B foul shooting (4 - 6)			1 MILLER I foul drawn (2)
04:52		51-49	2	1 MILLER I free throw 1 - 2 made (16)
04:52				0 LANGLEY K substitution out
04:52				33 LEYTE B substitution out
04:52				3 LANGLEY K substitution in
04:52				13 ALLEGRI A substitution in
04:52		51-50	1	1 MILLER I free throw 2 - 2 made (17)
04:43	1 GRAY R 2pt FG in the paint, driving layup made (15)	53-50	3	
04:25				25 KOVAL H 3pt FG , jump shot missed
04:23	defensive rebound (31)			
04:00	1 GRAY R 2pt FG outside the paint, floating jump shot made (17)	55-50	5	
03:41				1 MILLER I turnover bad pass (4)
03:41	Timeout media			



Official Basketball Play by Play - Second Half
UNC Greensboro at Florida St.
 03/20/21 Bankers Life Fieldhouse, Indianapolis, IN
 NCAA Division I Men's Basketball Championship - First Round

Game Time: 12:45 PM
 Game Duration: 2:13

Officials: Doug Shows, Kevin Brill, Tony Greene

Game Time	FSU	Score	Diff	NCG
03:41				3 LANGLEY K substitution out
03:41				13 ALLEGRI A substitution out
03:41				25 KOVAL H substitution out
03:41				0 LANGLEY K substitution in
03:41				4 ABDUSALAM M substitution in
03:41				33 LEYTE B substitution in
03:15	1 GRAY R 2pt FG from turnover outside the paint, pull up jump shot missed			
03:11	5 KOPRIVICA B offensive rebound (7)			
03:09	5 KOPRIVICA B turnover bad pass (4)			1 MILLER I steal (1)
03:09	23 WALKER M foul personal (2 - 7)			1 MILLER I foul drawn (3)
03:09				1 MILLER I 1&1 free throw 1 missed
03:08	1 GRAY R defensive rebound (6)			
02:46	1 GRAY R 2pt FG outside the paint, pull up jump shot missed			
02:44	5 KOPRIVICA B offensive rebound (8)			
02:31	4 BARNES S turnover lost ball (5)			1 MILLER I steal (2)
02:31	4 BARNES S foul personal (2 - 8)			1 MILLER I foul drawn (4)
02:31				1 MILLER I 1&1 free throw 1 missed
02:30	5 KOPRIVICA B defensive rebound (9)			
02:05	5 KOPRIVICA B 2pt FG in the paint, layup made (13)	57-50	7	
02:05	23 WALKER M assist (5)			
02:05	5 KOPRIVICA B foul drawn (3)			0 LANGLEY K foul shooting (3 - 8)
02:05				4 ABDUSALAM M substitution out
02:05				33 LEYTE B substitution out
02:05				13 ALLEGRI A substitution in
02:05				25 KOVAL H substitution in
02:05	5 KOPRIVICA B free throw 1 - 1 missed			
02:04				1 MILLER I defensive rebound (5)
01:51				0 LANGLEY K 3pt FG , pull up jump shot missed
01:49	1 GRAY R defensive rebound (7)			
01:19	turnover shot clock (15)			
01:04				44 HUNTER K 3pt FG from turnover, pull up jump shot missed
01:02				25 KOVAL H offensive rebound (2)
01:01	1 GRAY R foul shooting (1 - 9)			25 KOVAL H foul drawn (5)
01:01		57-51	6	25 KOVAL H free throw 1 - 2 made (3)
01:01	5 KOPRIVICA B substitution out			
01:01	0 EVANS R substitution in			
01:01				13 ALLEGRI A substitution out
01:01				33 LEYTE B substitution in
01:01		57-52	5	25 KOVAL H free throw 2 - 2 made (4)
00:54	23 WALKER M 2pt FG fast break in the paint, driving layup made (4)	59-52	7	
00:54	1 GRAY R assist (3)			
00:38				1 MILLER I 2pt FG in the paint, pull up jump shot missed
00:36	2 POLITE A defensive rebound (4)			
00:34	2 POLITE A foul drawn (1)			44 HUNTER K foul personal (2 - 9)
00:34				33 LEYTE B substitution out
00:34				13 ALLEGRI A substitution in
00:34	2 POLITE A 1&1 free throw 1 made (9)	60-52	8	
00:34	2 POLITE A 1&1 free throw 2 made (10)	61-52	9	



Official Basketball Play by Play - Second Half
UNC Greensboro at Florida St.
 03/20/21 Bankers Life Fieldhouse, Indianapolis, IN
 NCAA Division I Men's Basketball Championship - First Round

Game Time: 12:45 PM
Game Duration: 2:13

Officials: Doug Shows, Kevin Brill, Tony Greene

Game Time	FSU	Score	Diff	NCG
00:24				44 HUNTER K 3pt FG , jump shot missed
00:21				25 KOVAL H offensive rebound (3)
00:20				13 ALLEGRI A 3pt FG second chance, jump shot blocked
00:20	1 GRAY R block (1)			
00:17				25 KOVAL H offensive rebound (4)
00:17		61-54	7	13 ALLEGRI A 2pt FG second chance in the paint, dunk, made (4)
00:17				25 KOVAL H assist (1)
00:16	0 EVANS R foul drawn (2)			13 ALLEGRI A foul personal (2 - 10)
00:16	0 EVANS R free throw 1 - 2 missed			
00:16	offensive dead ball rebound (3)			
00:16	0 EVANS R free throw 2 - 2 made (1)	62-54	8	
00:06				1 MILLER I 2pt FG in the paint, driving layup missed
00:03	4 BARNES S defensive rebound (4)			
00:02	2 POLITE A 2pt FG fast break in the paint, dunk, made (12)	64-54	10	
00:02	23 WALKER M assist (6)			
END OF GAME				
FSU 64-54 NCG				



Officials: Doug Shows, Kevin Brill, Tony Greene

UNC Greensboro - 28

NO.	Name	Min	FG			Rebounds			Fouls		TP	AS	TO	ST	Blocks		+/-
			M-A	M-A	M-A	OR	DR	TOT	PF	FD					BS	BA	
4	Mohammed Abdulsalam	F 10:33	0-1	0-0	0-0	0	1	1	1	1	0	0	0	0	0	0	-3
13	Angelo Allegri	F 11:01	1-3	0-2	0-0	0	0	0	1	0	2	0	0	1	0	1	-10
0	Keyshaun Langley	G 16:25	2-4	2-4	0-0	0	1	1	2	1	6	1	0	1	0	0	-6
1	Isaiah Miller	G 17:58	2-8	0-0	3-6	0	4	4	2	4	7	2	2	2	1	1	-8
44	Kaleb Hunter	G 15:14	2-6	1-4	0-0	1	0	1	2	0	5	0	0	0	0	1	-11
3	Kobe Langley	05:37	0-2	0-1	0-0	0	0	0	2	0	0	3	0	1	0	0	0
25	Hayden Koval	09:27	0-3	0-2	4-4	3	0	3	0	2	4	1	0	0	0	1	-4
33	Bas Leyte	08:59	0-0	0-0	0-0	1	2	3	0	0	0	0	0	0	0	0	3
2	A.J. McGinnis	04:46	1-2	1-2	1-2	0	0	0	0	1	4	0	0	0	0	0	4
Team						2	0	2			0		1				
Totals			8-29	4-15	8-12	7	8	15	10	9	28	7	3	5	1	4	-7

Shooting By Period		
2 nd FG%	8-29	27.6%
3PT%	4-15	26.7%
FT%	8-12	66.7%
GM FG%	8-29	27.6%
3PT%	4-15	26.7%
FT%	8-12	66.7%

Dead Ball Rebounds: 1, 0

Technical Fouls::NONE

Florida St. - 35

NO.	Name	Min	FG			Rebounds			Fouls		TP	AS	TO	ST	Blocks		+/-
			M-A	M-A	M-A	OR	DR	TOT	PF	FD					BS	BA	
1	RaiQuan Gray	F 17:56	3-6	0-0	1-1	0	4	4	1	1	7	2	0	0	1	0	10
5	Balsa Koprivica	C 13:05	4-6	0-0	1-2	2	5	7	2	3	9	1	1	0	2	0	6
0	RayQuan Evans	G 07:09	0-0	0-0	1-2	0	0	0	0	2	1	1	0	0	0	0	0
2	Anthony Polite	G 17:45	3-5	0-1	2-2	0	1	1	1	1	8	1	0	1	0	1	11
23	M.J. Walker	G 18:49	1-3	0-0	0-0	0	0	0	1	0	2	4	2	0	0	0	7
4	Scottie Barnes	15:03	2-2	0-0	0-0	0	2	2	1	1	4	1	2	0	0	0	11
34	Tanor Ngom	03:12	0-1	0-0	2-2	1	2	3	3	1	2	0	1	0	1	0	-2
10	Malik Osborne	04:46	0-0	0-0	2-2	0	2	2	0	1	2	0	0	0	0	0	-4
24	Sardaar Calhoun	02:15	0-0	0-0	0-0	0	0	0	0	0	0	0	0	0	0	0	-4
Team						0	1	1			0		1				
Totals			13-23	0-1	9-11	3	17	20	9	10	35	10	7	1	4	1	7

Shooting By Period		
2 nd FG%	13-23	56.5%
3PT%	0-1	0.0%
FT%	9-11	81.8%
GM FG%	13-23	56.5%
3PT%	0-1	0.0%
FT%	9-11	81.8%

Dead Ball Rebounds: 1, 0

Technical Fouls::NONE

	NCG	FSU
Biggest lead	0 (1 st 20:00)	12 (2 nd 15:41)
Best Scoring Run	7 (2 nd 5:38)	12 (2 nd 15:41)
Lead Changes	0	
Times Tied	1	
Time with Lead	00:00	19:11

Points from	NCG	FSU
Turnovers	8	0
Paint	8	24
Second Chance	4	2
Fast Breaks	8	4
Bench	8	8

	Period by Period Scoring		
	1st	2nd	TOT
NCG	26	28	54
FSU	29	35	64

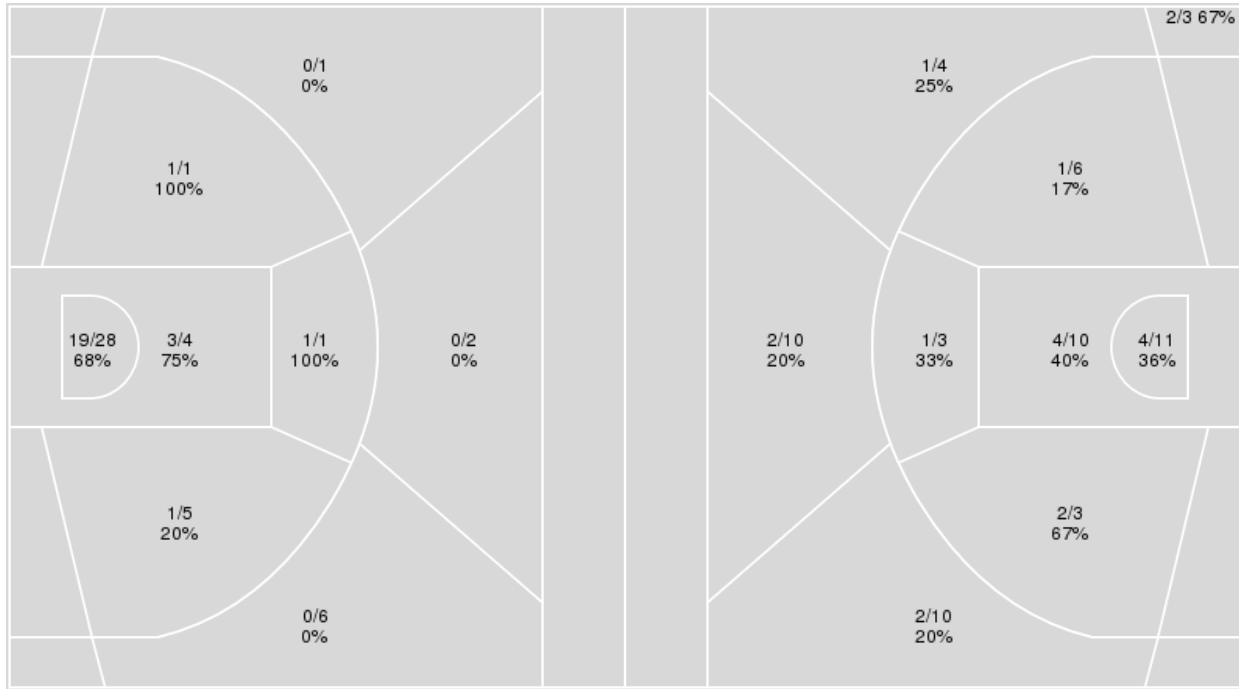


Officials: Doug Shows, Kevin Brill, Tony Greene

{ Players => 0, 1, 2, 4, 5, 10, 11, 12, 15, 20, 23, 24, 30, 31, 33, 34, 40, 42, 44; } FG Types => All; Results => All;

Florida St.

UNC Greensboro



Florida St.	M/A	%
Field Goals	25/48	52
2 Points	25/39	64
3 Points	0/9	0
Free Throws	14/20	70

UNC Greensboro	M/A	%
Field Goals	19/60	32
2 Points	12/33	36
3 Points	7/27	26
Free Throws	9/13	69



UNC Greensboro at Florida St.

03/20/21 Bankers Life Fieldhouse, Indianapolis, IN
 NCAA Division I Men's Basketball Championship - First Round

Officials: Doug Shows, Kevin Brill, Tony Greene

UNC Greensboro

No	Name	Mins		Score		Points Diff		Points per Min		Assists		Rebounds		Steals		Turnovers	
		On	Off	On	Off	On	Off	On	Off	On	Off	On	Off	On	Off	On	Off
0	Keyshaun Langley	30:20	09:40	44 - 48	10 - 16	-4	-6	1.45	1.03	11	3	27	5	5	2	6	4
1	Isaiah Miller	35:24	04:36	48 - 58	6 - 6	-10	0	1.36	1.30	12	2	28	4	5	2	9	1
2	A.J. McGinnis	10:35	29:25	8 - 11	46 - 53	-3	-7	0.76	1.56	2	12	8	24	2	5	3	7
3	Kobe Langley	09:55	30:05	16 - 15	38 - 49	1	-11	1.61	1.26	5	9	7	25	3	4	4	6
4	Mohammed Abdulsalam	21:14	18:46	29 - 35	25 - 29	-6	-4	1.37	1.33	8	6	16	16	6	1	4	6
12	Khyre Thompson	05:08	34:52	5 - 5	49 - 59	0	-10	0.97	1.41	1	13	3	29	0	7	2	8
13	Angelo Allegri	21:32	18:28	27 - 42	27 - 22	-15	5	1.25	1.46	8	6	18	14	3	4	5	5
25	Hayden Koval	18:46	21:14	25 - 29	29 - 35	-4	-6	1.33	1.37	6	8	16	16	1	6	6	4
32	Jarrett Hensley	02:19	37:41	5 - 4	49 - 60	1	-11	2.16	1.30	1	13	2	30	0	7	1	9
33	Bas Leyte	13:20	26:40	22 - 17	32 - 47	5	-15	1.65	1.20	5	9	11	21	4	3	3	7
44	Kaleb Hunter	31:27	08:33	41 - 56	13 - 8	-15	5	1.30	1.52	11	3	24	8	6	1	7	3

Florida St.

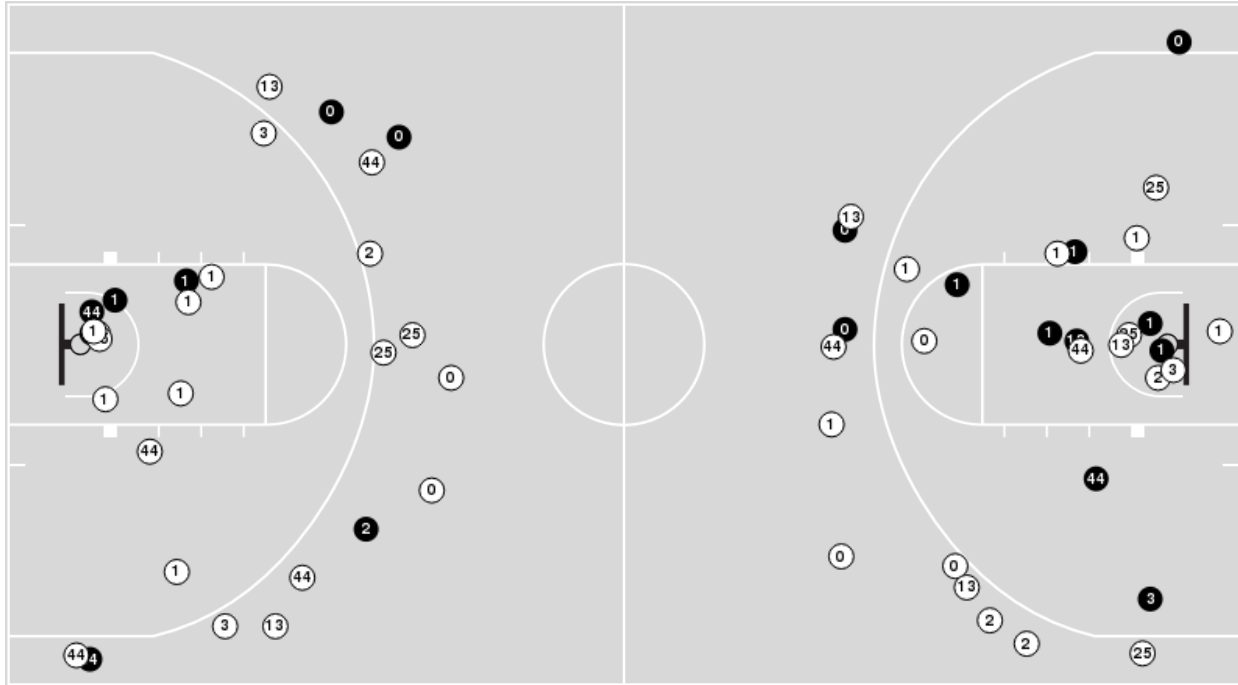
No	Name	Mins		Score		Points Diff		Points per Min		Assists		Rebounds		Steals		Turnovers	
		On	Off	On	Off	On	Off	On	Off	On	Off	On	Off	On	Off	On	Off
0	RayQuan Evans	16:22	23:38	27 - 29	37 - 25	-2	12	1.65	1.57	8	7	13	25	1	2	5	10
1	RaiQuan Gray	31:07	08:53	56 - 43	8 - 11	13	-3	1.80	0.90	13	2	29	9	3	0	9	6
2	Anthony Polite	30:07	09:53	50 - 32	14 - 22	18	-8	1.66	1.42	14	1	32	6	2	1	13	2
4	Scottie Barnes	25:50	14:10	46 - 30	18 - 24	16	-6	1.78	1.27	10	5	29	9	2	1	11	4
5	Balsa Koprivica	24:14	15:46	36 - 27	28 - 27	9	1	1.49	1.78	10	5	21	17	3	0	8	7
10	Malik Osborne	14:05	25:55	16 - 21	48 - 33	-5	15	1.14	1.85	2	13	13	25	0	3	8	7
23	M.J. Walker	32:03	07:57	54 - 41	10 - 13	13	-3	1.68	1.26	13	2	30	8	3	0	9	6
24	Sardaar Calhoun	10:36	29:24	15 - 17	49 - 37	-2	12	1.42	1.67	1	14	9	29	1	2	3	12
31	Wyatt Wilkes	06:03	33:57	7 - 16	57 - 38	-9	19	1.16	1.68	1	14	3	35	0	3	4	11
34	Tanor Ngom	09:33	30:27	13 - 14	51 - 40	-1	11	1.36	1.67	3	12	11	27	0	3	5	10



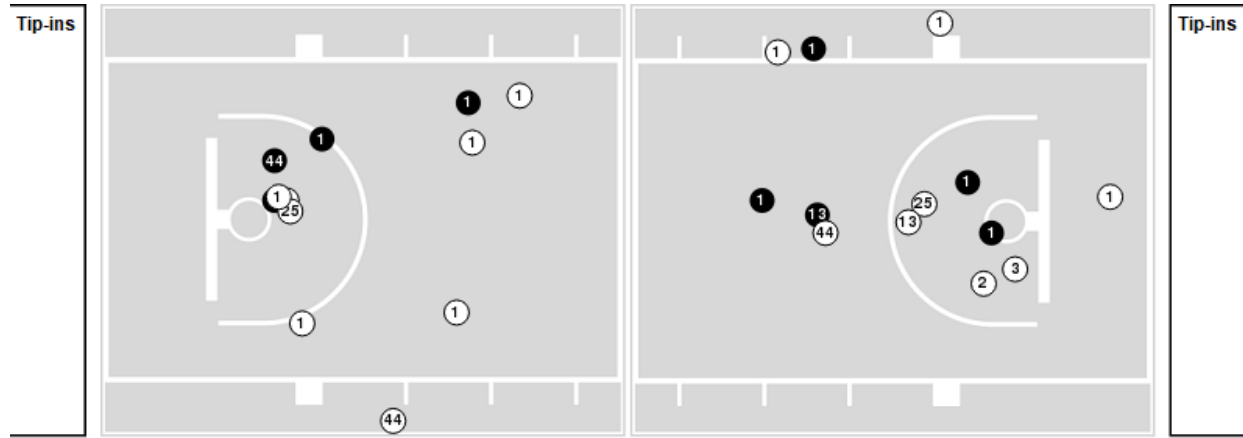
Officials: Doug Shows, Kevin Brill, Tony Greene

Players => AllFG Types=>AllResults=>All
UNC Greensboro

All Field Goals



Blow Up Chart



● Made ○ Missed N - Player Number

UNC Greensboro	M/A	%
Field Goals	19/60	32
2 Points	12/33	36
3 Points	7/27	26
Free Throws	9/13	69

UNC Greensboro	M/A	%
Points in the Paint	16 (8 / 21)	38
Fast Break Points	8 (4/5)	80
Second Chance Points	6 (4/10)	40
Effective FG%	38	

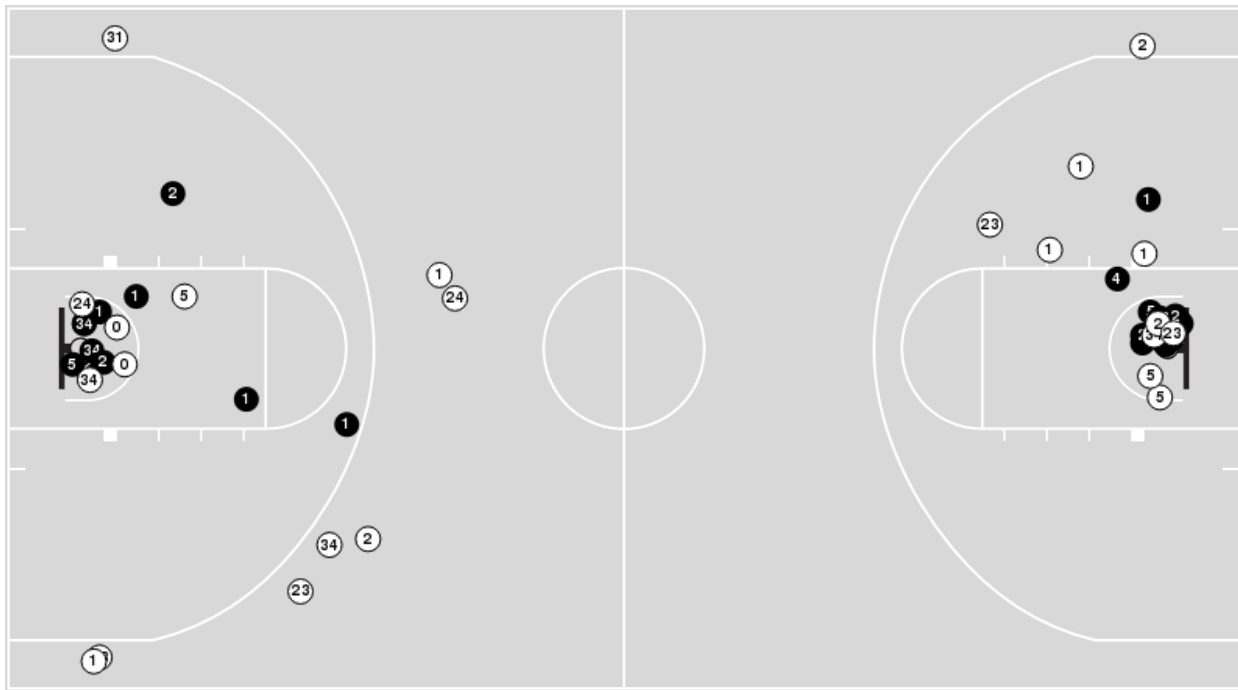


Officials: Doug Shows, Kevin Brill, Tony Greene

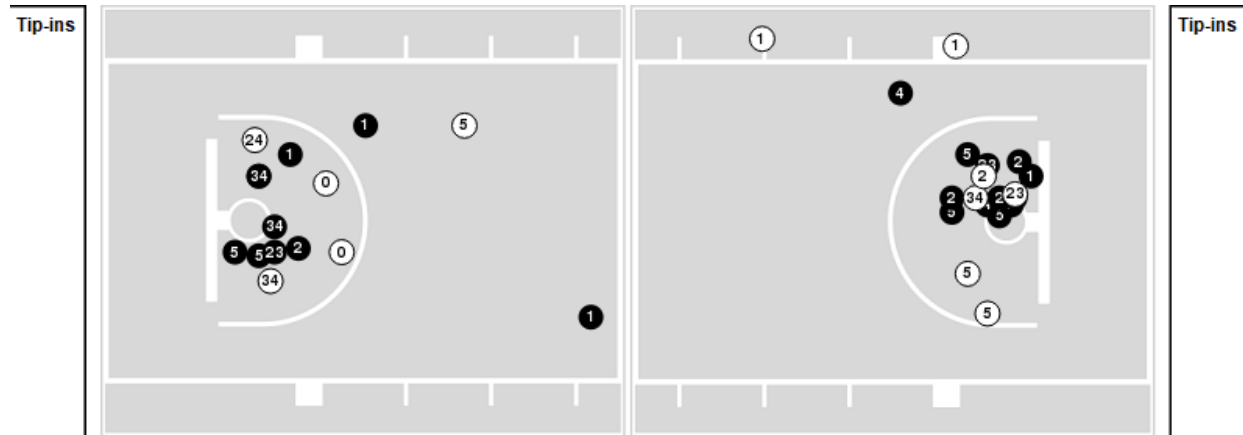
Players => 0, 1, 2, 4, 5, 10, 11, 12, 15, 20, 23, 24, 30, 31, 33, 34, 40, 42, 44FG Types=>AllResults=>All

Florida St.

All Field Goals



Blow Up Chart



● Made ○ Missed N - Player Number

Florida St.	M/A	%
Field Goals	25/48	52
2 Points	25/39	64
3 Points	0/9	0
Free Throws	14/20	70

Florida St.	M/A	%
Points in the Paint	44 (22 / 32)	69
Fast Break Points	14 (8/9)	89
Second Chance Points	2 (2/4)	50
Effective FG%	52	



Officials: Doug Shows, Kevin Brill, Tony Greene

UNC Greensboro

Lineup	Quarter On	Time On	Quarter Off	Time Off	Time on Court	Score	Score Diff	Reb	Stl	Tov	Ass	PPP
0- Langley K/ 1- Miller I/ 4- Abdulsalam M/ 13- Allegri A/ 44- Hunter K/	1	20:00	1	16:33	03:27	2-8	-6	5	0	3	0	0.3333
1- Miller I/ 2- McGinnis A/ 12- Thompson K/ 25- Koval H/ 44- Hunter K/	1	16:33	1	14:14	02:19	0-3	-3	1	0	1	0	0.0000
1- Miller I/ 2- McGinnis A/ 3- Langley K/ 12- Thompson K/ 25- Koval H/	1	14:14	1	14:00	00:14	0-0	0	1	0	1	0	0.0000
0- Langley K/ 2- McGinnis A/ 3- Langley K/ 12- Thompson K/ 25- Koval H/	1	14:00	1	13:42	00:18	0-0	0	0	0	0	0	0.0000
0- Langley K/ 2- McGinnis A/ 3- Langley K/ 25- Koval H/ 33- Leyte B/	1	13:42	1	12:46	00:56	0-0	0	1	0	1	0	0.0000
0- Langley K/ 3- Langley K/ 25- Koval H/ 32- Hensley J/ 33- Leyte B/	1	12:46	1	12:03	00:43	0-2	-2	1	0	0	0	0.0000
0- Langley K/ 1- Miller I/ 4- Abdulsalam M/ 32- Hensley J/ 33- Leyte B/	1	12:03	1	11:00	01:03	5-2	3	0	0	0	1	2.5000
0- Langley K/ 1- Miller I/ 4- Abdulsalam M/ 13- Allegri A/ 32- Hensley J/	1	11:00	1	10:27	00:33	0-0	0	1	0	1	0	0.0000
0- Langley K/ 1- Miller I/ 4- Abdulsalam M/ 13- Allegri A/ 44- Hunter K/	1	10:27	1	09:28	00:59	0-2	-2	1	0	0	0	0.0000
1- Miller I/ 2- McGinnis A/ 4- Abdulsalam M/ 13- Allegri A/ 44- Hunter K/	1	09:28	1	07:26	02:02	0-4	-4	1	1	0	0	0.0000
1- Miller I/ 3- Langley K/ 13- Allegri A/ 25- Koval H/ 44- Hunter K/	1	07:26	1	05:56	01:30	4-2	2	0	0	0	2	1.3333
0- Langley K/ 1- Miller I/ 12- Thompson K/ 25- Koval H/ 44- Hunter K/	1	05:56	1	03:39	02:17	5-2	3	1	0	0	1	1.6667
0- Langley K/ 1- Miller I/ 25- Koval H/ 33- Leyte B/ 44- Hunter K/	1	03:39	1	02:37	01:02	2-2	0	1	0	0	1	1.0000
0- Langley K/ 1- Miller I/ 4- Abdulsalam M/ 13- Allegri A/ 44- Hunter K/	1	02:37	1	00:36	02:00	7-2	5	3	0	0	2	1.7500
0- Langley K/ 3- Langley K/ 4- Abdulsalam M/ 33- Leyte B/ 44- Hunter K/	1	00:36	2	20:00	00:37	1-0	1	0	1	0	0	0.6944
0- Langley K/ 1- Miller I/ 4- Abdulsalam M/ 13- Allegri A/ 44- Hunter K/	2	20:00	2	15:41	04:19	3-11	-8	1	1	0	1	0.5000
1- Miller I/ 3- Langley K/ 25- Koval H/ 33- Leyte B/ 44- Hunter K/	2	15:41	2	14:38	01:03	1-1	0	2	0	1	0	0.6944
1- Miller I/ 2- McGinnis A/ 3- Langley K/ 25- Koval H/ 33- Leyte B/	2	14:38	2	14:25	00:13	1-0	1	0	0	0	0	2.2727
0- Langley K/ 2- McGinnis A/ 3- Langley K/ 25- Koval H/ 33- Leyte B/	2	14:25	2	13:30	00:55	0-2	-2	1	1	0	0	0.0000
0- Langley K/ 1- Miller I/ 2- McGinnis A/ 25- Koval H/ 33- Leyte B/	2	13:30	2	12:37	00:53	3-0	3	1	0	0	1	3.0000
0- Langley K/ 1- Miller I/ 2- McGinnis A/ 13- Allegri A/ 25- Koval H/	2	12:37	2	11:48	00:49	1-2	-1	0	0	0	0	1.1364
0- Langley K/ 1- Miller I/ 2- McGinnis A/ 4- Abdulsalam M/ 13- Allegri A/	2	11:48	2	09:52	01:56	3-0	3	2	0	0	1	1.0417
0- Langley K/ 1- Miller I/ 4- Abdulsalam M/ 13- Allegri A/ 44- Hunter K/	2	09:52	2	09:52	00:00	0-0	0	0	0	0	0	0.0000
1- Miller I/ 3- Langley K/ 4- Abdulsalam M/ 13- Allegri A/ 44- Hunter K/	2	09:52	2	08:44	01:08	3-2	1	0	1	0	1	1.5000
0- Langley K/ 3- Langley K/ 4- Abdulsalam M/ 33- Leyte B/ 44- Hunter K/	2	08:44	2	07:37	01:07	5-2	3	1	0	0	2	2.5000
0- Langley K/ 1- Miller I/ 4- Abdulsalam M/ 33- Leyte B/ 44- Hunter K/	2	07:37	2	07:10	00:27	0-0	0	1	0	0	0	0.0000
0- Langley K/ 1- Miller I/ 25- Koval H/ 33- Leyte B/ 44- Hunter K/	2	07:10	2	04:52	02:18	3-2	1	2	0	1	0	0.6757
1- Miller I/ 3- Langley K/ 13- Allegri A/ 25- Koval H/ 44- Hunter K/	2	04:52	2	03:41	01:11	1-4	-3	0	0	1	0	0.4098
0- Langley K/ 1- Miller I/ 4- Abdulsalam M/ 33- Leyte B/ 44- Hunter K/	2	03:41	2	02:05	01:36	0-2	-2	0	2	0	0	0.0000
0- Langley K/ 1- Miller I/ 13- Allegri A/ 25- Koval H/ 44- Hunter K/	2	02:05	2	01:01	01:04	1-0	1	2	0	0	0	0.6944
0- Langley K/ 1- Miller I/ 25- Koval H/ 33- Leyte B/ 44- Hunter K/	2	01:01	2	00:34	00:27	1-2	-1	0	0	0	0	0.6944
0- Langley K/ 1- Miller I/ 13- Allegri A/ 25- Koval H/ 44- Hunter K/	2	00:34	2	00:00	00:34	2-5	-3	2	0	0	1	1.0000



Officials: Doug Shows, Kevin Brill, Tony Greene

Florida St.

Lineup	Quarter On	Time On	Quarter Off	Time Off	Time on Court	Score	Score Diff	Reb	Stl	Tov	Ass	PPP
0- Evans R/ 1- Gray R/2- Polite A/ 5- Koprivica B/ 23- Walker M/	1	20:00	1	17:22	02:38	6-2	4	2	1	0	2	1.0000
1- Gray R/ 4- Barnes S/ 5- Koprivica B/ 23- Walker M/ 24- Calhoun S/	1	17:22	1	16:33	00:49	2-0	2	0	1	0	0	2.0000
2- Polite A/ 4- Barnes S/ 5- Koprivica B/ 10- Osborne M/ 24- Calhoun S/	1	16:33	1	15:40	00:53	0-0	0	2	0	1	0	0.0000
2- Polite A/ 4- Barnes S/ 10- Osborne M/ 24- Calhoun S/ 34- Ngom T/	1	15:40	1	14:14	01:26	3-0	3	2	0	0	1	1.2295
4- Barnes S/ 10- Osborne M/ 23- Walker M/ 24- Calhoun S/ 34- Ngom T/	1	14:14	1	13:38	00:36	0-0	0	0	0	1	0	0.0000
4- Barnes S/ 5- Koprivica B/ 10- Osborne M/ 23- Walker M/ 24- Calhoun S/	1	13:38	1	13:11	00:27	0-0	0	1	0	0	0	0.0000
0- Evans R/ 5- Koprivica B/ 10- Osborne M/ 23- Walker M/ 24- Calhoun S/	1	13:11	1	12:03	01:08	1-0	1	1	0	0	0	0.4098
0- Evans R/ 1- Gray R/ 5- Koprivica B/ 23- Walker M/ 24- Calhoun S/	1	12:03	1	12:03	00:00	1-0	1	0	0	0	0	2.2727
0- Evans R/ 1- Gray R/ 5- Koprivica B/ 23- Walker M/ 31- Wilkes W/	1	12:03	1	10:27	01:36	2-5	-3	1	0	0	1	1.0638
1- Gray R/ 2- Polite A/ 4- Barnes S/ 5- Koprivica B/ 23- Walker M/	1	10:27	1	09:08	01:19	2-0	2	1	0	0	0	2.0000
1- Gray R/ 2- Polite A/ 4- Barnes S/ 23- Walker M/ 34- Ngom T/	1	09:08	1	07:26	01:42	4-0	4	3	0	1	1	1.0000
2- Polite A/ 4- Barnes S/ 5- Koprivica B/ 10- Osborne M/ 23- Walker M/	1	07:26	1	07:04	00:22	1-0	1	1	0	0	0	2.2727
2- Polite A/ 4- Barnes S/ 5- Koprivica B/ 10- Osborne M/ 31- Wilkes W/	1	07:04	1	06:28	00:36	1-2	-1	0	0	1	0	0.6944
0- Evans R/ 2- Polite A/ 5- Koprivica B/ 10- Osborne M/ 31- Wilkes W/	1	06:28	1	05:07	01:21	0-4	-4	0	0	2	0	0.0000
0- Evans R/ 1- Gray R/ 2- Polite A/ 10- Osborne M/ 31- Wilkes W/	1	05:07	1	03:39	01:28	2-3	-1	1	0	1	0	1.0000
0- Evans R/ 1- Gray R/ 10- Osborne M/ 24- Calhoun S/ 31- Wilkes W/	1	03:39	1	02:37	01:02	2-2	0	1	0	0	0	1.0000
1- Gray R/ 4- Barnes S/ 23- Walker M/ 24- Calhoun S/ 34- Ngom T/	1	02:37	1	00:36	02:00	2-7	-5	1	0	0	0	0.5814
1- Gray R/ 2- Polite A/ 4- Barnes S/ 23- Walker M/ 34- Ngom T/	1	00:36	2	20:00	00:37	0-1	-1	1	0	1	0	0.0000
0- Evans R/ 1- Gray R/ 2- Polite A/ 5- Koprivica B/ 23- Walker M/	2	20:00	2	17:30	02:30	4-3	1	2	0	1	2	1.3333
1- Gray R/ 2- Polite A/ 4- Barnes S/ 5- Koprivica B/ 23- Walker M/	2	17:30	2	14:38	02:52	8-1	7	3	1	0	3	1.6393
1- Gray R/ 2- Polite A/ 4- Barnes S/ 23- Walker M/ 34- Ngom T/	2	14:38	2	13:30	01:08	2-1	1	2	0	1	0	1.0638
0- Evans R/ 2- Polite A/ 10- Osborne M/ 23- Walker M/ 34- Ngom T/	2	13:30	2	12:37	00:53	0-3	-3	0	0	0	0	0.0000
0- Evans R/ 2- Polite A/ 4- Barnes S/ 10- Osborne M/ 34- Ngom T/	2	12:37	2	11:26	01:11	2-2	0	2	0	1	1	1.0000
0- Evans R/ 1- Gray R/ 2- Polite A/ 10- Osborne M/ 23- Walker M/	2	11:26	2	09:52	01:34	0-2	-2	1	0	0	0	0.0000
1- Gray R/ 4- Barnes S/ 10- Osborne M/ 23- Walker M/ 24- Calhoun S/	2	09:52	2	08:44	01:08	4-3	1	1	0	1	0	1.3889
1- Gray R/ 4- Barnes S/ 5- Koprivica B/ 23- Walker M/ 24- Calhoun S/	2	08:44	2	07:37	01:07	0-5	-5	0	0	0	0	0.0000
1- Gray R/ 2- Polite A/ 4- Barnes S/ 5- Koprivica B/ 23- Walker M/	2	07:37	2	01:01	06:36	8-5	3	7	0	3	2	0.7663
0- Evans R/ 1- Gray R/ 2- Polite A/ 4- Barnes S/ 23- Walker M/	2	01:01	2	00:00	01:01	7-3	4	2	0	0	2	1.8617



Officials: Doug Shows, Kevin Brill, Tony Greene

UNC Greensboro

Lineup	Time	Score	Score Diff	Pts/Min	Reb	Stl	Tov	Ass	PPP
0- Langley K/ 1- Miller I/ 4- Abdulsalam M/ 13- Allegri A/ 44- Hunter K/	10:45	12-23	-11	1.1163	10	1	3	3	0.7059
0- Langley K/ 1- Miller I/ 25- Koval H/ 33- Leyte B/ 44- Hunter K/	03:47	6-6	0	1.5859	3	0	1	1	0.7614
1- Miller I/ 3- Langley K/ 13- Allegri A/ 25- Koval H/ 44- Hunter K/	02:41	5-6	-1	1.8634	0	0	1	2	0.9191
1- Miller I/ 2- McGinnis A/ 12- Thompson K/ 25- Koval H/ 44- Hunter K/	02:19	0-3	-3	0.0000	1	0	1	0	0.0000
0- Langley K/ 1- Miller I/ 12- Thompson K/ 25- Koval H/ 44- Hunter K/	02:17	5-2	3	2.1898	1	0	0	1	1.6667
0- Langley K/ 1- Miller I/ 4- Abdulsalam M/ 33- Leyte B/ 44- Hunter K/	02:03	0-2	-2	0.0000	1	2	0	0	0.0000
1- Miller I/ 2- McGinnis A/ 4- Abdulsalam M/ 13- Allegri A/ 44- Hunter K/	02:02	0-4	-4	0.0000	1	1	0	0	0.0000
0- Langley K/ 1- Miller I/ 2- McGinnis A/ 4- Abdulsalam M/ 13- Allegri A/	01:56	3-0	3	1.5517	2	0	0	1	1.0417
0- Langley K/ 2- McGinnis A/ 3- Langley K/ 25- Koval H/ 33- Leyte B/	01:51	0-2	-2	0.0000	2	1	1	0	0.0000
0- Langley K/ 3- Langley K/ 4- Abdulsalam M/ 33- Leyte B/ 44- Hunter K/	01:44	6-2	4	3.4615	1	1	0	2	1.7442
0- Langley K/ 1- Miller I/ 13- Allegri A/ 25- Koval H/ 44- Hunter K/	01:38	3-5	-2	1.8367	4	0	0	1	0.8721
1- Miller I/ 3- Langley K/ 4- Abdulsalam M/ 13- Allegri A/ 44- Hunter K/	01:08	3-2	1	2.6471	0	1	0	1	1.5000
0- Langley K/ 1- Miller I/ 4- Abdulsalam M/ 32- Hensley J/ 33- Leyte B/	01:03	5-2	3	4.7619	0	0	0	1	2.5000
1- Miller I/ 3- Langley K/ 25- Koval H/ 33- Leyte B/ 44- Hunter K/	01:03	1-1	0	0.9524	2	0	1	0	0.6944
0- Langley K/ 1- Miller I/ 2- McGinnis A/ 25- Koval H/ 33- Leyte B/	00:53	3-0	3	3.3962	1	0	0	1	3.0000
0- Langley K/ 1- Miller I/ 2- McGinnis A/ 13- Allegri A/ 25- Koval H/	00:49	1-2	-1	1.2245	0	0	0	0	1.1364
0- Langley K/ 3- Langley K/ 25- Koval H/ 32- Hensley J/ 33- Leyte B/	00:43	0-2	-2	0.0000	1	0	0	0	0.0000
0- Langley K/ 1- Miller I/ 4- Abdulsalam M/ 13- Allegri A/ 32- Hensley J/	00:33	0-0	0	0.0000	1	0	1	0	0.0000
0- Langley K/ 2- McGinnis A/ 3- Langley K/ 12- Thompson K/ 25- Koval H/	00:18	0-0	0	0.0000	0	0	0	0	0.0000
1- Miller I/ 2- McGinnis A/ 3- Langley K/ 12- Thompson K/ 25- Koval H/	00:14	0-0	0	0.0000	1	0	1	0	0.0000
1- Miller I/ 2- McGinnis A/ 3- Langley K/ 25- Koval H/ 33- Leyte B/	00:13	1-0	1	4.6154	0	0	0	0	2.2727



Officials: Doug Shows, Kevin Brill, Tony Greene

Florida St.

Lineup	Time	Score	Score Diff	Pts/Min	Reb	Stl	Tov	Ass	PPP
1- Gray R/ 2- Polite A/ 4- Barnes S/ 5- Koprivica B/ 23- Walker M/	10:47	18-6	12	1.6692	11	1	3	5	1.1029
0- Evans R/ 1- Gray R/ 2- Polite A/ 5- Koprivica B/ 23- Walker M/	05:08	10-5	5	1.9481	4	1	1	4	1.1111
1- Gray R/ 2- Polite A/ 4- Barnes S/ 23- Walker M/ 34- Ngom T/	03:27	6-2	4	1.7391	6	0	3	1	0.7614
1- Gray R/ 4- Barnes S/ 23- Walker M/ 24- Calhoun S/ 34- Ngom T/	02:00	2-7	-5	1.0000	1	0	0	0	0.5814
1- Gray R/ 4- Barnes S/ 5- Koprivica B/ 23- Walker M/ 24- Calhoun S/	01:56	2-5	-3	1.0345	0	1	0	0	1.0000
0- Evans R/ 1- Gray R/ 5- Koprivica B/ 23- Walker M/ 31- Wilkes W/	01:36	2-5	-3	1.2500	1	0	0	1	1.0638
0- Evans R/ 1- Gray R/ 2- Polite A/ 10- Osborne M/ 23- Walker M/	01:34	0-2	-2	0.0000	1	0	0	0	0.0000
0- Evans R/ 1- Gray R/ 2- Polite A/ 10- Osborne M/ 31- Wilkes W/	01:28	2-3	-1	1.3636	1	0	1	0	1.0000
2- Polite A/ 4- Barnes S/ 10- Osborne M/ 24- Calhoun S/ 34- Ngom T/	01:26	3-0	3	2.0930	2	0	0	1	1.2295
0- Evans R/ 2- Polite A/ 5- Koprivica B/ 10- Osborne M/ 31- Wilkes W/	01:21	0-4	-4	0.0000	0	0	2	0	0.0000
0- Evans R/ 2- Polite A/ 4- Barnes S/ 10- Osborne M/ 34- Ngom T/	01:11	2-2	0	1.6901	2	0	1	1	1.0000
0- Evans R/ 5- Koprivica B/ 10- Osborne M/ 23- Walker M/ 24- Calhoun S/	01:08	1-0	1	0.8824	1	0	0	0	0.4098
1- Gray R/ 4- Barnes S/ 10- Osborne M/ 23- Walker M/ 24- Calhoun S/	01:08	4-3	1	3.5294	1	0	1	0	1.3889
0- Evans R/ 1- Gray R/ 10- Osborne M/ 24- Calhoun S/ 31- Wilkes W/	01:02	2-2	0	1.9355	1	0	0	0	1.0000
0- Evans R/ 1- Gray R/ 2- Polite A/ 4- Barnes S/ 23- Walker M/	01:01	7-3	4	6.8852	2	0	0	2	1.8617
2- Polite A/ 4- Barnes S/ 5- Koprivica B/ 10- Osborne M/ 24- Calhoun S/	00:53	0-0	0	0.0000	2	0	1	0	0.0000
0- Evans R/ 2- Polite A/ 10- Osborne M/ 23- Walker M/ 34- Ngom T/	00:53	0-3	-3	0.0000	0	0	0	0	0.0000
4- Barnes S/ 10- Osborne M/ 23- Walker M/ 24- Calhoun S/ 34- Ngom T/	00:36	0-0	0	0.0000	0	0	1	0	0.0000
2- Polite A/ 4- Barnes S/ 5- Koprivica B/ 10- Osborne M/ 31- Wilkes W/	00:36	1-2	-1	1.6667	0	0	1	0	0.6944
4- Barnes S/ 5- Koprivica B/ 10- Osborne M/ 23- Walker M/ 24- Calhoun S/	00:27	0-0	0	0.0000	1	0	0	0	0.0000
2- Polite A/ 4- Barnes S/ 5- Koprivica B/ 10- Osborne M/ 23- Walker M/	00:22	1-0	1	2.7273	1	0	0	0	2.2727
0- Evans R/ 1- Gray R/ 5- Koprivica B/ 23- Walker M/ 24- Calhoun S/	00:00	1-0	1	∞	0	0	0	0	2.2727