



2023 FLORIDA STATE SOFTBALL

1981 & 1982 AIAW National Champions - 2018 NCAA National Champions, 2021 National Runner-Ups
 11 WCWS Appearances (1987, '90, '91, '92, '93, 2002, '04, '14, '16, '18, '21)
 18 Atlantic Coast Conference Championships (1992, '93, '95, '96, '97, '98, '99, 2000, '03, '04, '11, '14, '15, '16, '17, '18, '19, '23)
 34 NCAA Championship Appearances - 34 All-Americans - 54 All-America Honors - 149 All-ACC Honors

2023 SCHEDULE | H: 6-1; A: 0-0; N 0-0

| | | |
|-----------|-------------------------------|------------|
| Feb. 9 | Lipscomb! (ACCNX) | W, 3-0 |
| Feb. 9 | Lipscomb! (ACCNX) | W, 4-1 |
| Feb. 11 | Longwood! (ACCNX) | L, 4-5 |
| Feb. 11 | Purdue! (ACCNX) | W, 8-1 |
| Feb. 12 | Longwood! (ACCNX) | W, 5-0 |
| Feb. 14 | Florida A&M (ACCNX) | 8-0 (5) |
| Feb. 14 | Florida A&M (ACCNX) | 9-1 (6) |
| Feb. 16 | vs. No. 15 Arizona* (ESPN) | 4:00pm |
| Feb. 17 | vs. No. 4 Arkansas* (ESPN) | 1:00pm |
| Feb. 18 | vs. No. 2 UCLA* (ESPN) | 10:00am |
| Feb. 19 | vs. No. 22 Louisiana* (ESPN+) | 1:00pm |
| Feb. 19 | vs. No. 12 Alabama* (ESPN) | 5:00pm |
| Feb. 22 | North Florida | 6:00pm |
| Feb. 23 | Florida Gulf Coast@ | 6:00pm |
| Feb. 24 | Lamar@ | 2:30pm |
| Feb. 24 | Florida Gulf Coast@ | 4:45pm |
| Feb. 25 | Lamar@ | 2:30pm |
| Feb. 25 | Troy@ | 4:45pm |
| Mar. 3 | UMass\$ | 2:30pm |
| Mar. 3 | Colgate\$ | 4:45pm |
| Mar. 4 | Georgia Southern\$ | 12:15 p.m. |
| Mar. 4 | Colgate\$ | 2:30pm |
| Mar. 5 | Georgia Southern\$ | 11:15pm |
| Mar. 10 | at No. 3 Oklahoma State | 7:00 p.m. |
| Mar. 11 | at No. 3 Oklahoma State | 3:00 p.m. |
| Mar. 12 | at No. 3 Oklahoma State | 3:00 p.m. |
| Mar. 14 | at No. 1 Oklahoma | 7:00pm |
| Mar. 17 | Syracuse* | 6:00pm |
| Mar. 18 | Syracuse* | 1:00pm |
| Mar. 19 | Syracuse* | 2:00pm |
| Mar. 24 | at No. 19 Duke* | 6:00pm |
| Mar. 25 | at No. 19 Duke* | 1:00pm |
| Mar. 26 | at No. 19 Duke* | 12:00pm |
| Mar. 31 | Georgia Tech* | 6:00pm |
| Apr. 1 | Georgia Tech* | 1:00pm |
| Apr. 2 | Georgia Tech* | 2:00pm |
| Apr. 6 | at No. 10 Clemson* | 6:00pm |
| Apr. 7 | at No. 10 Clemson* | 7:00pm |
| Apr. 8 | at No. 10 Clemson* | 12:00pm |
| Apr. 12 | Jacksonville | 6:00pm |
| Apr. 14 | Virginia* | 6:00pm |
| Apr. 15 | Virginia* | 1:00pm |
| Apr. 16 | Virginia* | 12:00pm |
| Apr. 18 | at Stetson | 3:00pm |
| Apr. 20 | at No. 11 Virginia Tech* | 7:00pm |
| Apr. 21 | at No. 11 Virginia Tech* | 6:00pm |
| Apr. 22 | at No. 11 Virginia Tech* | 2:00pm |
| Apr. 26 | No. 5 Florida | 6:00pm |
| Apr. 28 | at Notre Dame* | 6:00pm |
| Apr. 29 | at Notre Dame* | 1:00pm |
| Apr. 30 | at Notre Dame* | 12:00pm |
| May 3 | at No. 5 Florida | 6:00pm |
| May 5 | Louisville* | 6:00pm |
| May 6 | Louisville* | 2:00pm |
| May 7 | Louisville* | 12:00pm |
| May 10-13 | ACC Tournament | TBA |

All times listed as eastern time | Home games in bold
 Dates, times and TV designations are subject to change

*ACC Conference Game
 !JoAnne Graf Classic
 # ESPN St. Pete/Clearwater Invitational
 @ Unconquered Invitational
 \$ Dugout Club Classic

Ranking - USA Softball

No. 7 Florida State (6-1)



2023 TaxAct Clearwater Invitational

No. 15 Arizona - Thursday - 4 p.m. - ESPN
 No. 4 Arkansas - Friday - 1 p.m. - ESPN
 No. 2 UCLA - Saturday - 10 a.m. - ESPN
 No. 22 Louisiana - Sunday - 1 p.m. - ESPN+
 No. 12 Alabama - Sunday - 5 p.m. ESPN



No. 7 Florida State (6-1)



No. 15 Arizona (5-0)



No. 4 Arkansas (5-0)



No. 2 UCLA (6-0)



No. 22 Louisiana (4-0)



No. 12 Alabama (2-1)

QUICK HITS

- » Florida State is currently 6-1 after a doubleheader sweep against Florida A&M on Tuesday. The Noles beat the Rattlers 8-0 in five innings in game one and 9-1 in six innings in game two. The Noles improved 117-7 against the Rattlers all-time
- » Florida State is ranked No. 7 by USA Softball and No. 6 by the NFCA. The Noles have been ranked in 141 consecutive polls by USA Softball.
- » FSU returns all but two starters from last year's ACC Championship team that went 55-7, including six out of its top seven hitters.
- » Head Coach Lonni Alameda returns for her 15th season at Florida State and her 20th season overall.
- » Alameda received a long-term contract extension this past offseason.
- » The Noles were picked to win the ACC for the 10th-straight season.
- » Five Seminoles were named to the Preseason All-ACC Team. Devyn Flaherty, Mack Leonard, Kathryn Sandercock, Kaley Mudge and Kalei Harding were each named to the team.
- » Sandercock and Leonard were named to the Top 50 Watch List for USA Softball's Collegiate Player of the Year.
- » This will be the fourth time the Seminoles have been a part of the TaxAct Clearwater Invitational. The Noles hold a 12-5 record at the tournament with eight of those 12 wins being ranked.
- » In 2022, the Seminoles went 5-0 in Clearwater, all against ranked teams and outscored those opponents 32-9.

2023 QUICK FACTS

Location.....Tallahassee, Fla.
Founded..... 1851
Enrollment..... 41,473
Symbol..... Seminoles
Colors..... Garnet and Gold
Conference..... Atlantic Coast
President..... Richard McCullough
Athletics Director..... Michael Alford

Head Coach..... Lonni Alameda
Alma Mater..... Oklahoma '93
Career Record..... 821-346-4 (19 years)
FSU Record..... 664-188-1 (15 years)
Assistant Coach..... Travis Wilson
Alma Mater..... Canterbury '96
Assistant Coach..... Troy Cameron
Alma Mater..... Florida Atlantic '12

Home Field..... JoAnne Graf Field
Dimensions..... Lines - 200', Center - 220'
Capacity..... 1,000

First Year of Softball..... 1978
All-Time Record..... 2,172-695-7
ACC Titles..... 18*
..... *includes tie with Maryland in 1997
National Titles (AIAW)..... 2 (1981, 1982)
National Titles (NCAA)..... 1 (2018)
NCAA Regional Appearances..... 34
NCAA Super Regional Appearances..... 9
WCWS Appearances..... 11
NCAA Tournament Record..... 100-75

2022 Record..... 54-7
2022 ACC Record..... 26-6
2022 ACC Finish..... 1st
Starters Returning..... 8
Pitchers Returning..... 4
Letterwinners R/L..... 15/5
Newcomers..... 6

Softball Oversight..... Cindy Hartmann
Softball SID..... Tim Hofmann
..... thofmann@fsu.edu
..... 402-984-4761
Website..... seminole.com
Mailing Address..... 403 Stadium Drive W.
..... Tallahassee, FL 32306

Twitter..... @FSU_Softball
Facebook..... /FSUSoftball
Instagram..... /fsusoftball

WELCOME TO THE GAUNTLET

» The Seminoles have one of the toughest schedules in the country this season. The Seminoles will play 20 games against teams ranked in the top 25, 19 of those games being away from Tallahassee. 19 out of the Seminoles' 23 road or neutral site games are against teams in the top 25.

A WHOLE LOT OF EXPERIENCE

» The Seminoles will return seven out of its nine starters from last season and six out of its seven top hitters.
» The Noles return eight fourth or fifth year players from last year's ACC Championship team.

HEADING TO THE HALL OF FAME

» This past December, the NFCA announced that Head Coach Lonni Alameda will be inducted into the NFCA Hall of Fame in December of 2023. Alameda picked up her 800th win as a Division I head coach on April 17, 2022, against North Carolina.

PRESEASON ALL-ACC

» For the 10th-straight season, the Seminoles were picked to win the ACC.
» The Seminoles play preseason ranked No. 2, No. 3, No. 4 and No. 5 all on the road
» Sandercock, Harding and Leonard were ranked No. 7, No. 57 and No. 60 on Extra Inning's Preseason Top 100 list.

PRESEASON TOP 100 PLAYERS

» Kathryn Sandercock (No. 7), Kalei Harding (No. 80) and Mack Leonard (No. 84) were all named to D1 Softball's Preseason Top 100 List
» Sandercock, Harding and Leonard were ranked No. 7, No. 57 and No. 60 on Extra Inning's Preseason Top 100 list.

TOP 50 PRESEASON PLAYER OF THE YEAR LIST

» Kathryn Sandercock and Mack Leonard were named to the USA Softball's Top 50 Player of the Year Watch List on Jan. 25.
» It marks the 10th season in a row Florida State placed a student-athlete on the preseason watch list as they join Sandercock and Sherrill in 2022, Sherrill in 2020 and 2021, Meghan King and Sherrill in 2019, King and Jessie Warren in 2018, Jessica Burroughs and Alex Powers in 2017, Burroughs in 2016, Lacey Waldrop and Maddie O'Brien in 2015 and Waldrop in 2014.
» Waldrop won the award in 2014 after leading the NCAA with 38 wins and finished third nationally with a 1.13 ERA. Florida State was the first school in the nation with multiple winners of the USA Softball Player of the Year award, as Jessica van der Linden was given the national award in 2004.

AREA 51 IS BACK

» Michaela Edenfield earned her nickname Area 51 last season after hitting 16 home runs last season for the Noles.
» She has two home runs for the Noles for the season, including one that landed at the beginning of the ramp in front of the parking garage.
» Leads the team in batting average (.429) and is second on the team in RBIs (7).

SANDERCOCK'S DOMINANCE FOR THE SEMINOLES

» On a long list of great Seminole pitchers, Kathryn Sandercock is near the top as she enters her fifth season with the Garnet and Gold.
» Sandercock holds a 81-8 record and a 1.56 ERA in four seasons with the Seminoles.

SANDERCOCK RECORD WATCH

» Kathryn Sandercock has the chance to put her stamp on the Florida State record during the 2023 season.
» Sandercock needs just five saves to be the school record holder in saves.
» She needs 29 wins to be the all-time FSU leader in wins.
» She needs just 40 appearances from being FSU's all-time leader in appearances.

FSU CAREER TOP 10

APPEARANCES

| | | |
|------------------------------|------------|-----------------|
| 1. Leslie Malerich | 179 | 1999-02 |
| 2. Meghan King | 173 | 2016-19 |
| 3. Lacey Waldrop | 170 | 2012-15 |
| 4. Tiffany McDonald | 163 | 2005-08 |
| 5. Jessica Burroughs | 152 | 2014-17 |
| 6. Sarah Hamilton | 149 | 2008-11 |
| 7. Terese Gober | 141 | 2007-10 |
| 8. Kathryn Sandercock | 140 | 2019-Pr. |
| 9. Casey Hunter | 137 | 2002-05 |
| 10. Jen White-Stokes | 135 | 1998-01 |

SAVES

| | | |
|---------------------------|----------|-----------------|
| 1. Leslie Malerich | 12 | 1999-02 |
| 2. Meghan King | 11 | 2016-19 |
| 3. Jessica Burroughs | 9 | 2014-17 |
| Jessica Nori | 9 | 2011-14 |
| 5. Sarah Hamilton | 8 | 2008-11 |
| Tiffany McDonald | 8 | 2005-07 |
| Kathryn Sandercock | 8 | 2019-Pr. |
| 8 Lacey Waldrop | 7 | 2012-15 |
| Casey Hunter | 7 | 2002-05 |
| 10. Bailey Schinella | 5 | 2012-15 |
| Marla Looper | 5 | 1993-94 |
| Terese Gober | 5 | 2007-10 |

WINS

| | | |
|------------------------------|-----------|-----------------|
| 1. Lacey Waldrop | 109 | 2012-15 |
| 2. Meghan King | 108 | 2016-19 |
| 3. Leslie Malerich | 107 | 1999-02 |
| 4. Jessica Burroughs | 92 | 2014-17 |
| 5. Debbie DeJohn | 90 | 1987-90 |
| 6. Casey Hunter | 85 | 2002-05 |
| Julie Larsen | 85 | 1985-88 |
| 7. Kathryn Sandercock | 81 | 2019-Pr. |
| 8. Tiffany McDonald | 79 | 2005-08 |

THE DACK ATTACK

- » Katie Dack has had a phenomenal start for the Seminoles this season
- » Transferred to Florida State from Texas A&M and did not arrive in Tallahassee until January.
- » Dack is hitting .357 with two home runs and a team-high 8 RBIs.
- » Hit home runs in back-to-back games against Longwood and Purdue.

ROYALTY AND MAJESTY

- » Allison Royalty began her career with the Seminoles this past week and did not disappoint.
- » Transferred to Florida State from Arizona State.
- » Royalty has made three appearances and has a 1-0 record and was also credited with a save in the second game of the doubleheader against Florida A&M.
- » Has thrown 10.1 innings and has allowed just one run on four hits while leading the team in strikeouts with 14.
- » Currently holds a 0.68 ERA.

KALEI HARDING DOING KALEI HARDING THINGS

- » Kalei Harding continued to be a consistent part for the Noles lineup in the first weekend of the season
- » She has hit .316 with 6 RBIs.
- » She's hit a single, three doubles, a triple and a home run in seven games for the Noles.

THE HUMAN HIGHLIGHT REEL

- » Josie Muffley has made amazing play after amazing play during her career at Florida State.
- » Muffley made another incredible play against Lipscomb on opening night. Muffley's [diving catch](#) at the shortstop position was the No. 1 play on Sportscenter's Top 10 Plays.

FLYING AROUND THE BASES

- » The Seminoles have always been known for their aggressive base running and this year is no different.
- » The Noles are 16-18 on stolen base attempts this season.
- » Devyn Flaherty leads the way for the Noles going a perfect six-for-six on stolen base attempts this season

| NO-HITTERS UNDER ALAMEDA | | |
|---|-----------------------|----------------|
| Pitcher | Opponent | Date |
| Sarah Hamilton | Indiana | 2/21/09 |
| Sarah Hamilton | at Boston College | 5/2/09 |
| Sarah Hamilton | Mississippi State | 5/16/09 |
| Sarah Hamilton | Hofstra | 2/27/10 |
| Sarah Hamilton | Kent State | 2/28/10 |
| Terese Gober | Boston College | 3/27/10 |
| Terese Gober | at South Alabama | 4/21/10 |
| Sarah Hamilton | Virginia | 4/9/11 |
| Lacey Waldrop | Ole Miss | 2/12/12 |
| Lacey Waldrop | Troy | 3/3/13 |
| Monica Perry | Tennessee State | 3/13/13 |
| Lacey Waldrop/Bailey Schinella | NDSU | 2/15/14 |
| Lacey Waldrop | at Virginia | 3/9/14 |
| Lacey Waldrop | Florida A&M | 3/26/14 |
| Lacey Waldrop/Bailey Schinella | Georgia Southern | 2/8/15 |
| Lacey Waldrop | vs. Coastal Carolina | 3/6/15 |
| Jessica Burroughs | vs. Coastal Carolina | 3/8/15 |
| Jessica Burroughs | Bradley | 2/27/16 |
| Meghan King* | vs. Tulsa | 3/12/16 |
| Jessica Burroughs | Florida A&M | 5/20/16 |
| Jessica Burroughs | at Virginia | 3/26/17 |
| Meghan King/Cassidy Davis* | vs. Northern Iowa | 2/23/18 |
| Kylee Hanson | at NC State | 5/5/18 |
| Kylee Hanson | vs. Jax State | 5/18/18 |
| Kara Bilodeau/Makinzy Herzog | vs. UNCW | 2/10/19 |
| Meghan King | vs. Notre Dame | 3/17/19 |
| Makinzy Herzog/Kara Bilodeau | vs. Florida A&M | 3/19/19 |
| Meghan King | vs. NC State | 3/22/19 |
| Cajlan Arnold/Danielle Watson/Emma Wilson | at Boston College | 3/26/21 |
| Kathryn Sandercock/Emma Wilson | vs. No. 24 UCF | 2/20/22 |
| Danielle Watson | vs. Howard | 5/20/22 |

* - Perfect Game

HEAD COACH LONNI ALAMEDA



- 2005 NFCA West Region Coach of the Year
- 2005 MWC Coach of the Year
- 2007 MWC Coach of the Year
- 2013 ACC Coach of the Year
- 2014 ACC Coach of the Year
- 2015 ACC Coach of the Year
- 2016 ACC Coach of the Year
- 2017 ACC Coach of the Year
- 2018 NFCA National Coaching Staff of the Year

Coaching History

| | |
|------------------------------------|--------------|
| Florida State (Head Coach) | 2009-Present |
| UNLV (Head Coach) | 2004-08 |
| Stanford (Associate Head Coach) | 1996-2004 |
| Barry University (Assistant Coach) | 1994-96 |

Coaching Ledger

| Year | Record | Conf. | Finish | Postseason |
|----------------------|---------|--------|----------------------------------|---------------------|
| UNLV | | | | |
| 2004 | 25-35 | 7-13 | 5th | N/A |
| 2005 | 44-19 | 17-3 | 2nd | NCAA Reg |
| 2006 | 26-37 | 8-12 | 4th | N/A |
| 2007 | 37-27 | 12-8 | 2nd | N/A |
| 2008 | 25-40-1 | 5-15 | 6th | N/A |
| Florida State | | | | |
| 2009 | 44-16 | 17-4 | 2nd | NCAA Reg |
| 2010 | 44-18 | 12-9 | 3rd | NCAA Reg |
| 2011 | 32-28 | 9-11 | 1st | NCAA Reg |
| 2012 | 47-16 | 16-5 | 2nd | NCAA Reg |
| 2013 | 44-19 | 18-2 | 1st(R) | NCAA Supers |
| 2014 | 55-9 | 24-3 | 1st | WCWS |
| 2015 | 49-14 | 20-3 | 1st | NCAA Supers |
| 2016 | 55-10 | 21-2 | 1st | WCWS Semis |
| 2017 | 55-8-1 | 24-0 | 1st | NCAA Supers |
| 2018 | 58-12 | 21-3 | 1st | National Champs |
| 2019 | 55-10 | 19-5 | 1st | NCAA Supers |
| 2020 | 17-7 | 0-0 | Season Cut Short due to COVID-19 | |
| 2021 | 49-13-1 | 26-5-1 | 2nd | National Runner-Ups |
| 2022 | 54-7 | 19-5 | 1st | NCAA Reg |
| 2023 | 6-1 | 0-0 | | |

Overall: **821-346-3** FSU: **664-188-2** ACC: **246-57-1**

Alameda versus the ACC since 2009

| Opponent | Record | Current Streak |
|----------------|---------------|----------------|
| Boston College | 37-2 (.949) | Won 1 |
| Clemson | 4-0 (1.000) | Won 4 |
| Duke | 7-0 (1.000) | Won 7 |
| Georgia Tech | 26-10 (.722) | Won 21 |
| Louisville | 13-5-1 (.733) | Tied 1 |
| North Carolina | 26-9 (.743) | Won 1 |
| NC State | 35-5 (.875) | Won 4 |
| Notre Dame | 19-5 (.750) | Won 5 |
| Pitt | 20-3 (.870) | Lost 1 |
| Syracuse | 23-0 (1.000) | Won 23 |
| Virginia | 30-3 (.909) | Won 16 |
| Virginia Tech | 26-11 (.703) | Won 1 |

FRESHMAN PHENOM

- » A true freshman from Portland, Oregon, Makenna Reid has had nearly a perfect start to her collegiate career.
- » Reid has made two appearances and has pitched 6.2 innings while allowing just two hits and no runs while striking out 11 out of the 22 batters she's faced.

CLEARWATER DOMINANCE

- » The Seminoles have made Clearwater, Fla, its home away from home the past three times the Seminoles have been to the Clearwater Invitational.
- » Just 196 miles from Florida State's campus, the Noles hold a 12-5 record at the Clearwater Tournament.
- » Eight out of the Noles' 12 wins in Clearwater have been against ranked teams.
- » The Noles finished 5-0, all against ranked foes, last season in Clearwater. The Noles capped off the tournament with a walk-off win against UCLA in eight innings.

RAIN. RAIN GO AWAY

- » The weather caused many changes to Florida State's opening tournament, the JoAnne Graf Classic.
- » Weather caused FSU to play Lipscomb in a doubleheader on Thursday.
- » No games were played on Friday due to weather.
- » There was nearly an 8 hour weather delay on Saturday. After being schedule to just play one game, the Seminoles played a doubleheader against Longwood and Purdue.
- » There was a one hour weather delay in FSU's loss to Longwood on Saturday night.

NOLES IN THE SPOTLIGHT

The Florida State softball team will appear on national television 16 times throughout the 2023 season ESPN announced on Wednesday morning. The Seminoles' 16 appearances are the most among preseason top five teams and are six more than the second-most team (Florida - 10).

The Seminoles will begin its TV campaign at the 2023 TaxAct Clearwater Invitational where four out of its five games in Clearwater will be on national TV including a battle with Alabama on Sunday, Feb. 19 that will be aired on ESPN.

The ACC Network will carry 10 of the Seminoles' ACC games this season including matchups with preseason top 25 opponents in Duke, Clemson and Virginia Tech.

ESPN2 will carry two of the Seminoles' games against Clemson on Apr. 7 and Virginia Tech on Apr. 20. The Seminoles' matchup with the Florida Gators on May 3 will be aired on ESPNU.

MAKING HOME A LITTLE MORE COMFORTABLE

- » The Florida State Softball Complex added several features to the facility before the 2023 season.
- » The Noles added a brand new video board that sits in right center field.
- » The Noles added turn in foul territory in the infield.
- » A new deck on what used to be the left field berm now gives fans the opportunity to bring chairs that can sit on a platform while having a drink rail in front of them.
- » In right field, there will now be premium seating where fans will be treated with exclusive food and drinks above the batting cages. Fans will also have a terrific seat with the overhang right above the right field bullpen.

2023 FSU RECORD WHEN..

| | | | | | |
|------------------------------|-----|-----------------------------------|-----|--|-----|
| Overall | 6-1 | Scoring 10+ runs..... | 0-0 | Committed 0 errors | 4-0 |
| Conference | 0-0 | Opponents scores 0-2 runs.. | 6-0 | Committed 1 error..... | 0-1 |
| Non-Conference | 6-1 | Opponents scores 3-5 runs...0-1 | | Committed 2 or more errors.. | 1-0 |
| At home | 6-1 | Opponents scores 6-9 runs..0-0 | | Opponents commits 0 errors.... | 2-0 |
| On the road | 0-0 | Opponents scores 10+ runs..0-0 | | Opponents commits 1 error...1-0 | |
| At neutral sites | 0-0 | Scores in 1st inning..... | 2-0 | Opponents commits 2 or more errors | 3-0 |
| Against ranked teams | 0-0 | Opponent scores in 1st inning.... | 0-1 | In February..... | 6-1 |
| Day games | 3-0 | FSU scores first | 6-0 | In March..... | 0-0 |
| Night games | 3-1 | Opponents scores first..... | 0-1 | In April | 0-0 |
| One-run games..... | 0-1 | FSU out-hits opponent | 6-0 | In May..... | 0-0 |
| Two-run games..... | 0-0 | Out-hit by opponent | 0-1 | In June | 0-0 |
| Five or more run games | 5-0 | Hits are tied | 0-0 | On Sunday | 1-0 |
| Extra innings..... | 0-0 | Had fewer than 5 hits | 0-1 | On Monday | 0-0 |
| Shutouts | 3-0 | Had 5-9 hits | 4-0 | On Tuesday | 0-0 |
| Run-Rule Games..... | 2-0 | Had 10+ hits | 2-0 | On Wednesday | 0-0 |
| vs. Top-25..... | 0-0 | Led after 4 innings | 5-0 | On Thursday | 2-0 |
| Scoring 0-2 runs..... | 0-0 | Led after 5 innings | 4-0 | On Friday | 0-0 |
| Scoring 3-5 runs..... | 3-1 | Led after 6 innings | 5-0 | On Saturday | 1-1 |
| Scoring 6-9 runs..... | 3-0 | Trailed after 4 innings | 0-1 | | |
| | | Trailed after 5 innings | 0-1 | | |
| | | Trailed after 6 innings | 0-1 | | |

USA Softball/ESPN.com Poll (Feb. 14)

| Rk. | Team | Record | PR |
|-----|----------------|--------|----|
| 1. | Oklahoma | 5-0 | 1 |
| 2. | UCLA | 6-0 | 2 |
| 3. | Florida | 3-0 | 5 |
| 4. | Arkansas | 5-0 | 6 |
| 5. | Oklahoma State | 3-1 | 3 |
| 6. | Clemson | 5-0 | 10 |
| 7. | Florida State | 6-1 | 4 |
| 8. | Tennessee | 3-0 | 12 |
| 9. | Virginia Tech | 5-0 | 11 |
| 10. | Georgia | 5-0 | 13 |
| 11. | Northwestern | 2-2 | 8 |
| 12. | Alabama | 2-1 | 7 |
| 13. | Texas | 2-1-1 | 9 |
| 14. | Washington | 4-1 | 16 |
| 15. | Arizona | 5-0 | 15 |
| 16. | Kentucky | 2-0-1 | 17 |
| 17. | Stanford | 3-2 | 14 |
| 18. | LSU | 5-0 | 20 |
| 19. | Duke | 3-2 | 19 |
| 20. | UCF | 3-1 | 18 |
| 21. | Auburn | 4-1 | 21 |
| 22. | Louisiana | 4-0 | 24 |
| 23. | Missouri | 3-2 | 23 |
| 24. | Oregon | 3-2 | 22 |
| 25. | Maryland | 4-1 | NR |

NFCA/USA Today Coaches Poll (Feb. 14)

| Rank | Team | Points | Record | Previous |
|------|----------------|--------|--------|----------|
| 1. | Oklahoma | 800 | 5-0 | 1 |
| 2. | UCLA | 767 | 6-0 | 2 |
| 3. | Florida | 713 | 3-0 | 4 |
| 4. | Arkansas | 667 | 5-0 | 7 |
| 5. | Oklahoma State | 642 | 3-1 | 3 |
| 6. | Florida State | 564 | 6-1 | 5 |
| 7. | Clemson | 557 | 5-0 | 10 |
| 8. | Virginia Tech | 510 | 5-0 | 11 |
| 9. | Texas | 508 | 2-1-1 | 6 |
| 10. | Arizona | 490 | 5-0 | 12 |
| 11. | Tennessee | 480 | 3-0 | 13 |
| 12. | Washington | 476 | 4-1 | 14 |
| 13. | Georgia | 469 | 5-0 | 15 |
| 14. | Northwestern | 420 | 2-2 | 8 |
| 15. | Alabama | 357 | 2-1 | 9 |
| 16. | Duke | 289 | 3-2 | 16 |
| 17. | Kentucky | 267 | 2-0-1 | 20 |
| 18. | LSU | 242 | 5-0 | 25 |
| 19. | Stanford | 237 | 3-2 | 17 |
| 20. | UCF | 229 | 3-1 | 18 |
| 21. | Auburn | 158 | 4-1 | 21 |
| 22. | Arizona State | 112 | 4-1 | 22 |
| 23. | Maryland | 92 | 4-1 | NR |
| 24. | Oregon | 60 | 3-2 | 24 |
| 25. | Michigan | 54 | 4-1 | NR |
| 25. | LSU | 116 | 0-0 | NA |

| Week | USA Softball | NFCA | RPI | Record |
|-----------|--------------|------|-----|--------|
| Preseason | 4 | 5 | - | 0-0 |
| Week 1 | 7 | 6 | - | 6-1 |

**2023 Florida State Softball
Season Game Highs for Florida State (as of Feb 15, 2023)
(All games)**

TEAM GAME HIGHS

Batting

| | | |
|------------------|----|---------------------------------|
| At bats: | 28 | - vs Purdue (Feb 11, 2023) |
| Runs scored: | 9 | - vs Florida A&M (Feb 14, 2023) |
| Hits: | 11 | - vs Florida A&M (Feb 14, 2023) |
| RBI's: | 8 | - vs Florida A&M (Feb 14, 2023) |
| | 8 | - vs Purdue (Feb 11, 2023) |
| | 8 | - vs Florida A&M (Feb 14, 2023) |
| Doubles: | 5 | - vs Purdue (Feb 11, 2023) |
| Triples: | 1 | - (5 times) |
| Home runs: | 2 | - vs Purdue (Feb 11, 2023) |
| Total bases: | 21 | - vs Purdue (Feb 11, 2023) |
| Walks: | 8 | - vs Longwood (Feb 11, 2023) |
| Strikeouts: | 6 | - vs Longwood (Feb 11, 2023) |
| Sac hits: | 1 | - vs Florida A&M (Feb 14, 2023) |
| Sac flies: | 1 | - vs LIPSCOMB (Feb 09, 2023) |
| | 1 | - vs Longwood (Feb 11, 2023) |
| | 1 | - vs Longwood (Feb 12, 2023) |
| Stolen bases: | 4 | - vs Florida A&M (Feb 14, 2023) |
| Hit by pitch: | 1 | - vs LIPSCOMB (Feb 09, 2023) |
| | 1 | - vs Longwood (Feb 12, 2023) |
| Caught stealing: | 2 | - vs LIPSCOMB (Feb 09, 2023) |
| Runners LOB: | 8 | - vs Purdue (Feb 11, 2023) |
| Hit into DP: | 1 | - vs Florida A&M (Feb 14, 2023) |
| | 1 | - vs LIPSCOMB (Feb 09, 2023) |

Fielding

| | | |
|---------------|----|---------------------------------|
| Putouts: | 21 | - (5 times) |
| Assists: | 9 | - vs LIPSCOMB (Feb 09, 2023) |
| | 9 | - vs Florida A&M (Feb 14, 2023) |
| Errors: | 2 | - vs Florida A&M (Feb 14, 2023) |
| Passed balls: | 1 | - vs Longwood (Feb 12, 2023) |
| DPs turned: | 1 | - vs Florida A&M (Feb 14, 2023) |

Pitching

| | | |
|------------------|-----|---------------------------------|
| Innings pitched: | 7.0 | - (5 times) |
| Runs allowed: | 5 | - vs Longwood (Feb 11, 2023) |
| Earned runs: | 3 | - vs Longwood (Feb 11, 2023) |
| Walks allowed: | 3 | - vs Longwood (Feb 12, 2023) |
| Strikeouts: | 10 | - vs Longwood (Feb 12, 2023) |
| Hits allowed: | 12 | - vs Longwood (Feb 11, 2023) |
| Homers allowed: | 1 | - vs LIPSCOMB (Feb 09, 2023) |
| Wild pitches: | 1 | - vs Purdue (Feb 11, 2023) |
| | 1 | - vs Florida A&M (Feb 14, 2023) |
| Hit batters: | 1 | - vs Longwood (Feb 11, 2023) |
| | 1 | - vs Purdue (Feb 11, 2023) |

Honors and Awards:

Extra Innings Softball Preseason Top 100

Kathryn Sandercock - 7
Kalei Harding - 57
Mack Leonard - 60

Softball America Preseason Top 100

Kathryn Sandercock - 7
Kalei Harding - 80
Mack Leonard - 84

Preseason All-ACC

Devyn Flaherty
Mack Leonard
Kalei Harding
Kaley Mudge
Kathryn Sandercock

USA Softball Top 50 Watch List

Kathryn Sandercock
Mack Leonard

D1 Softball Preseason All-Americans

Kathryn Sandercock - First Team

Softball America Preseason All-Americans

Kathryn Sandercock - First Team
Mack Leonard - Third Team

2023 Florida State Softball
Overall Statistics for Florida State (as of Feb 15, 2023)
(All games Sorted by Batting avg)

Record: 6-1 Home: 6-1 Away: 0-0 ACC: 0-0

| Player | avg | gp-gs | ab | r | h | 2b | 3b | hr | rbi | tb | slg% | bb | hp | so | gdp | ob% | sf | sh | sb-att | po | a | e | fld% | |
|-----------------------|-------|-------|-----|----|----|----|----|----|-----|----|-------|----|----|----|-----|-------|----|----|--------|-----|----|---|-------|--|
| 51 Michaela Edenfield | .429 | 7-7 | 14 | 5 | 6 | 2 | 0 | 2 | 7 | 14 | 1.000 | 5 | 1 | 3 | 0 | .600 | 0 | 0 | 0-0 | 35 | 3 | 1 | .974 | |
| 77 Katie Dack | .357 | 7-6 | 14 | 3 | 5 | 0 | 1 | 2 | 8 | 13 | .929 | 3 | 0 | 2 | 0 | .444 | 1 | 0 | 2-2 | 3 | 1 | 0 | 1.000 | |
| 9 Devyn Flaherty | .333 | 7-7 | 18 | 4 | 6 | 2 | 1 | 0 | 2 | 10 | .556 | 4 | 0 | 1 | 0 | .455 | 0 | 0 | 6-6 | 6 | 9 | 0 | 1.000 | |
| 8 Kalei Harding | .316 | 7-7 | 19 | 7 | 6 | 3 | 1 | 1 | 6 | 14 | .737 | 4 | 0 | 2 | 0 | .435 | 0 | 0 | 0-1 | 5 | 1 | 1 | .857 | |
| 6 Kaley Mudge | .278 | 7-7 | 18 | 6 | 5 | 2 | 1 | 0 | 1 | 9 | .500 | 3 | 0 | 0 | 0 | .381 | 0 | 1 | 2-2 | 8 | 0 | 1 | .889 | |
| 13 Mack Leonard | .278 | 7-7 | 18 | 3 | 5 | 4 | 0 | 0 | 6 | 9 | .500 | 4 | 0 | 0 | 0 | .409 | 0 | 0 | 1-1 | 19 | 3 | 0 | 1.000 | |
| 1 Hallie Wacaser | .235 | 6-3 | 17 | 2 | 4 | 2 | 0 | 0 | 1 | 6 | .353 | 0 | 0 | 0 | 0 | .235 | 0 | 0 | 1-1 | 6 | 0 | 0 | 1.000 | |
| ----- | | | | | | | | | | | | | | | | | | | | | | | | |
| 14 Autumn Belviy | 1.000 | 7-0 | 4 | 4 | 4 | 2 | 0 | 0 | 2 | 6 | 1.500 | 0 | 0 | 0 | 0 | 1.000 | 0 | 0 | 1-1 | 2 | 0 | 0 | 1.000 | |
| 20 Kaia LoPreste | .500 | 4-0 | 2 | 0 | 1 | 0 | 0 | 0 | 0 | 1 | .500 | 0 | 0 | 0 | 0 | .500 | 0 | 0 | 0-0 | 11 | 1 | 0 | 1.000 | |
| 30 Avery Weisbrook | .250 | 5-1 | 4 | 1 | 1 | 0 | 0 | 0 | 1 | 1 | .250 | 0 | 0 | 0 | 0 | .250 | 0 | 0 | 0-0 | 0 | 1 | 0 | 1.000 | |
| 10 Josie Muffley | .182 | 7-7 | 11 | 2 | 2 | 0 | 1 | 0 | 2 | 4 | .364 | 2 | 0 | 0 | 0 | .286 | 1 | 0 | 1-1 | 4 | 13 | 0 | 1.000 | |
| 3 Bethaney Keen | .167 | 7-4 | 6 | 0 | 1 | 1 | 0 | 0 | 1 | 2 | .333 | 2 | 1 | 0 | 1 | .400 | 1 | 0 | 0-0 | 29 | 0 | 0 | 1.000 | |
| 12 Amaya Ross | .125 | 7-1 | 8 | 2 | 1 | 0 | 0 | 0 | 0 | 1 | .125 | 2 | 0 | 4 | 0 | .300 | 0 | 0 | 2-2 | 2 | 1 | 0 | 1.000 | |
| 4 Jahni Kerr | .125 | 5-2 | 8 | 0 | 1 | 0 | 0 | 0 | 1 | 1 | .125 | 0 | 0 | 1 | 0 | .125 | 0 | 0 | 0-0 | 4 | 0 | 0 | 1.000 | |
| 27 Krystina Hartley | .000 | 6-4 | 3 | 1 | 0 | 0 | 0 | 0 | 0 | 0 | .000 | 3 | 0 | 0 | 0 | .500 | 0 | 0 | 0-1 | 4 | 5 | 0 | 1.000 | |
| 24 Madi Frey | .000 | 4-0 | 0 | 1 | 0 | 0 | 0 | 0 | 0 | 0 | .000 | 0 | 0 | 0 | 0 | .000 | 0 | 0 | 1-1 | 0 | 0 | 0 | .000 | |
| Totals | .293 | 7 | 164 | 41 | 48 | 18 | 5 | 5 | 38 | 91 | .555 | 32 | 2 | 13 | 1 | .408 | 3 | 1 | 17-19 | 138 | 46 | 3 | .984 | |
| Opponents | .156 | 7 | 160 | 8 | 25 | 0 | 0 | 1 | 6 | 28 | .175 | 7 | 2 | 50 | 1 | .201 | 0 | 2 | 1-1 | 121 | 49 | 8 | .955 | |

LOB - Team (40), Opp (25). DPs turned - Team (1), Opp (2).

(All games Sorted by Earned run avg)

| Player | era | w-l | app | gs | cg | sho | sv | ip | h | r | er | bb | so | 2b | 3b | hr | b/avg | wp | hp | bk | sfa | sha | | |
|-----------------------|------|-----|-----|----|----|-----|----|------|----|----|----|----|----|----|----|----|-------|----|----|----|-----|-----|--|--|
| 31 Makenna Reid | 0.00 | 1-0 | 3 | 0 | 0 | 0/1 | 0 | 7.2 | 2 | 0 | 0 | 0 | 14 | 0 | 0 | 0 | .080 | 0 | 0 | 0 | 0 | 0 | | |
| 32 Kathryn Sandercock | 0.56 | 1-0 | 4 | 2 | 2 | 1/1 | 1 | 16.0 | 7 | 1 | 1 | 1 | 13 | 0 | 0 | 0 | .132 | 1 | 1 | 0 | 0 | 2 | | |
| 5 Allison Royalty | 0.87 | 1-0 | 3 | 1 | 0 | 0/1 | 1 | 10.1 | 4 | 2 | 1 | 4 | 14 | 0 | 0 | 1 | .114 | 0 | 0 | 0 | 0 | 0 | | |
| ----- | | | | | | | | | | | | | | | | | | | | | | | | |
| 13 Mack Leonard | 0.00 | 0-0 | 2 | 2 | 0 | 0/1 | 0 | 4.2 | 1 | 0 | 0 | 1 | 3 | 0 | 0 | 0 | .067 | 0 | 0 | 0 | 0 | 0 | | |
| 21 Madi Balk | 0.00 | 0-0 | 1 | 0 | 0 | 0/0 | 0 | 1.0 | 1 | 0 | 0 | 1 | 1 | 0 | 0 | 0 | .333 | 1 | 0 | 0 | 0 | 0 | | |
| 16 Ali DuBois | 4.15 | 1-1 | 2 | 2 | 0 | 0/1 | 0 | 4.1 | 5 | 4 | 2 | 0 | 3 | 0 | 0 | 0 | .278 | 0 | 1 | 0 | 0 | 0 | | |
| 17 Emma Wilson | 4.50 | 0-0 | 2 | 0 | 0 | 0/1 | 0 | 2.0 | 5 | 1 | 1 | 0 | 2 | 0 | 0 | 0 | .455 | 0 | 0 | 0 | 0 | 0 | | |
| Totals | 0.98 | 4-1 | 7 | 7 | 2 | 3/2 | 2 | 46.0 | 25 | 8 | 5 | 7 | 50 | 0 | 0 | 1 | .156 | 2 | 2 | 0 | 0 | 2 | | |
| Opponents | 8.03 | 1-6 | 7 | 7 | 0 | 0/0 | 1 | 40.1 | 48 | 41 | 36 | 32 | 13 | 18 | 5 | 5 | .293 | 5 | 2 | 0 | 3 | 1 | | |

PB - Team (1), Edenfield 1, Opp (4). Pickoffs - Team (1), Edenfield 1. SBA/ATT - Wilson (1-1), Edenfield (1-1).

2023 LINEUP BY BATTING ORDER

| Team | 1 | 2 | 3 | 4 | 5 | 6 | 7 | 8 | 9 | Flex |
|-------------|----------|----------|-----------|-----------|-----------|-----------|---------|---------|-----------|------------|
| Lipscomb | Mudge | Leonard | Harding | Flaherty | Wacaser | Edenfield | Dack | Kerr | Muffley | Sandercock |
| Lipscomb | Flaherty | Harding | Leonard | Edenfield | Wacaser | Mudge | Hartley | Keen | Muffley | Royalty |
| Longwood | Leonard | Harding | Edenfield | Dack | Wacaser | Flaherty | Mudge | Ross | Muffley | DuBois |
| Purdue | Mudge | Flaherty | Harding | Leonard | Edenfield | Dack | Kerr | Hartley | Muffley | Sandercock |
| Longwood | Mudge | Leonard | Harding | Edenfield | Flaherty | Dack | Keen | Hartley | Muffley | Royalty |
| Florida AGM | Mudge | Leonard | Harding | Edenfield | Flaherty | Dack | Keen | Muffley | Hartley | DuBois |
| Florida AGM | Mudge | Leonard | Harding | Edenfield | Flaherty | Dack | Keen | Muffley | Weisbrook | Royalty |

2023 STARTERS SUMMARY

| Player | GS | P | C | 1B | 2B | Position | | | | Batting Order | | | | | | | | | | | | |
|--------------------|----|---|---|----|----|----------|----|----|----|---------------|----|-----|-----|-----|-----|-----|-----|-----|-----|-----|---|---|
| | | | | | | 3B | SS | LF | CF | RF | DP | 1st | 2nd | 3rd | 4th | 5th | 6th | 7th | 8th | 9th | | |
| Devyn Flaherty | 7 | - | - | - | 7 | - | - | - | - | - | - | 1 | - | 1 | - | 3 | 1 | - | - | - | - | - |
| Kalei Harding | 7 | - | - | - | - | 2 | - | 1 | - | 4 | - | - | 2 | 5 | - | - | - | - | - | - | - | - |
| Kaley Mudge | 7 | - | - | - | - | - | - | 2 | 5 | - | - | 5 | - | - | - | - | 1 | 1 | - | - | - | |
| Mack Leonard | 7 | 2 | - | 4 | - | - | - | - | - | - | 1 | 1 | 4 | 1 | - | - | - | - | - | - | - | |
| Hallie Wacaser | 3 | - | - | - | - | - | - | 2 | - | 1 | - | - | - | - | 5 | - | - | - | - | - | - | |
| Michaela Edenfield | 7 | - | 7 | - | - | - | - | - | - | - | - | - | - | 1 | 4 | 1 | 1 | - | - | - | - | |
| Katie Dack | 6 | - | - | - | - | - | - | 1 | - | 2 | 3 | - | - | 1 | - | 4 | 1 | - | - | - | - | |
| Avery Weisbrook | 1 | - | - | - | - | 1 | - | - | - | - | - | - | - | - | - | - | - | - | - | - | 1 | |
| Josie Muffley | 7 | - | - | - | - | - | - | 7 | - | - | - | - | - | - | - | - | - | - | - | - | 2 | |
| Bethaney Keen | 4 | - | - | 3 | - | - | - | - | - | - | - | - | - | - | - | - | - | 3 | 1 | - | - | |
| Jahni Kerr | 1 | - | - | - | - | - | - | - | 2 | - | - | - | - | - | - | - | - | 1 | 1 | - | - | |
| Amaya Ross | 1 | - | - | - | - | - | - | - | - | 1 | - | - | - | - | - | - | - | - | - | 1 | - | |
| Krystina Hartley | 4 | - | - | - | - | 4 | - | - | - | - | - | - | - | - | - | - | - | 1 | 2 | 1 | - | |
| Kathryn Sandercock | 2 | 2 | - | - | - | - | - | - | - | - | - | - | - | - | - | - | - | - | - | - | - | |
| Allison Royalty | 1 | 1 | - | - | - | - | - | - | - | - | - | - | - | - | - | - | - | - | - | - | - | |
| Ali DuBois | 2 | 2 | - | - | - | - | - | - | - | - | - | - | - | - | - | - | - | - | - | - | - | |

2023 Florida State Softball
Individual Game-by-Game for Florida State (as of Feb 15, 2023)

#21 Madi Balk - 1 game (All games)

| Date | Opponent | Pos | AB | R | H | RBI | 2B | 3B | HR | BB | SO | CS | HBP | SAC | SF | GDP | K | PO | A | E | Avg | |
|--------|---------------|-----|----|---|---|-----|----|----|----|----|----|----|-----|-----|----|-----|---|----|---|---|-------|-------|
| Feb 14 | FLORIDA A&M-2 | of | 0 | 0 | 0 | 0 | 0 | 0 | 0 | 0 | 0 | 0 | 0 | 0 | 0 | 0 | 0 | 0 | 0 | 0 | 0.000 | |
| Totals | | ogs | 0 | 0 | 0 | 0 | 0 | 0 | 0 | 0 | 0 | 0 | 0 | 0 | 0 | 0 | 0 | 0 | 0 | 0 | 0 | 0.000 |

On base pct. .000 • Slugging pct. .000

#21 Madi Balk - 1 appearance (All games)

| Date | Opponent | GS | IP | H | R | ER | BB | SO | 2B | 3B | HR | WP | BK | HBP | IBB | Score | WL | Sv | ERA | NP |
|--------|---------------|----|-----|---|---|----|----|----|----|----|----|----|----|-----|-----|-------|-----|----|------|----|
| Feb 14 | FLORIDA A&M-2 | 0 | 1.0 | 1 | 0 | 0 | 1 | 1 | 0 | 0 | 0 | 1 | 0 | 0 | 0 | 9-1 | 0-0 | 0 | 0.00 | 20 |
| Totals | | 0 | 1.0 | 1 | 0 | 0 | 1 | 1 | 0 | 0 | 0 | 1 | 0 | 0 | 0 | 9-1 | 0-0 | 0 | 0.00 | 20 |

2023 Florida State Softball
Individual Game-by-Game for Florida State (as of Feb 15, 2023)

#77 Katie Dack - 7 games (All games)

| Date | Opponent | Pos | AB | R | H | RBI | 2B | 3B | HR | BB | SO | CS | HBP | SAC | SF | GDP | K | PO | A | E | Avg |
|--------|---------------|------|----|---|---|-----|----|----|----|----|----|----|-----|-----|----|-----|---|----|---|---|-------|
| Feb 14 | FLORIDA A&M-1 | of/c | 2 | 1 | 2 | 2 | 0 | 0 | 0 | 1 | 1 | 0 | 0 | 0 | 0 | 0 | 0 | 2 | 1 | 0 | 1.000 |
| Feb 09 | LIPSCOMB | of | 3 | 0 | 1 | 0 | 0 | 0 | 0 | 0 | 0 | 0 | 0 | 0 | 0 | 0 | 0 | 0 | 0 | 0 | 0.400 |
| Feb 09 | LIPSCOMB | ph | 1 | 0 | 1 | 0 | 0 | 0 | 0 | 0 | 0 | 0 | 0 | 0 | 0 | 0 | 0 | 0 | 0 | 0 | 0.500 |
| Feb 11 | LONGWOOD | of | 3 | 1 | 1 | 3 | 0 | 0 | 0 | 1 | 1 | 0 | 0 | 0 | 0 | 0 | 0 | 1 | 0 | 0 | 0.444 |
| Feb 11 | PURDUE | of | 3 | 1 | 1 | 2 | 0 | 0 | 0 | 0 | 0 | 0 | 0 | 0 | 0 | 0 | 1 | 0 | 0 | 0 | 0.417 |
| Feb 12 | LONGWOOD | of | 1 | 0 | 0 | 1 | 0 | 0 | 0 | 0 | 0 | 0 | 0 | 0 | 0 | 0 | 1 | 0 | 0 | 0 | 0.385 |
| Feb 14 | FLORIDA A&M-2 | of | 1 | 0 | 0 | 0 | 0 | 0 | 0 | 0 | 0 | 0 | 0 | 0 | 0 | 0 | 0 | 1 | 0 | 0 | 0.357 |
| Totals | | ogs | 14 | 3 | 5 | 8 | 0 | 0 | 0 | 2 | 3 | 0 | 0 | 0 | 0 | 0 | 2 | 3 | 1 | 0 | 0.357 |

On base pct. .444 • Slugging pct. .929

2023 Florida State Softball
Individual Game-by-Game for Florida State (as of Feb 15, 2023)

#51 Michaela Edenfield - 7 games (All games)

| Date | Opponent | Pos | AB | R | H | RBI | 2B | 3B | HR | BB | SO | CS | HBP | SAC | SF | GDP | K | PO | A | E | Avg |
|--------|---------------|-----|----|---|---|-----|----|----|----|----|----|----|-----|-----|----|-----|---|----|---|---|-------|
| Feb 14 | FLORIDA A&M-1 | c | 1 | 1 | 1 | 3 | 0 | 0 | 1 | 1 | 0 | 0 | 0 | 0 | 0 | 0 | 0 | 2 | 0 | 0 | 1.000 |
| Feb 09 | LIPSCOMB | c | 2 | 1 | 1 | 1 | 0 | 0 | 0 | 0 | 0 | 0 | 0 | 0 | 0 | 0 | 0 | 0 | 0 | 0 | 0.667 |
| Feb 09 | LIPSCOMB | c | 3 | 1 | 3 | 2 | 1 | 0 | 0 | 0 | 0 | 0 | 0 | 0 | 0 | 0 | 0 | 8 | 1 | 0 | 0.833 |
| Feb 11 | LONGWOOD | c | 4 | 1 | 0 | 0 | 0 | 0 | 0 | 0 | 0 | 0 | 0 | 0 | 0 | 0 | 2 | 9 | 0 | 0 | 0.500 |
| Feb 11 | PURDUE | c | 1 | 0 | 0 | 0 | 0 | 0 | 0 | 0 | 0 | 0 | 0 | 0 | 0 | 0 | 0 | 1 | 3 | 0 | 0.455 |
| Feb 12 | LONGWOOD | cph | 2 | 0 | 1 | 0 | 0 | 0 | 0 | 0 | 0 | 0 | 0 | 0 | 0 | 0 | 0 | 8 | 0 | 0 | 0.462 |
| Feb 14 | FLORIDA A&M-2 | cph | 1 | 1 | 0 | 0 | 0 | 0 | 0 | 2 | 0 | 0 | 0 | 0 | 0 | 0 | 0 | 3 | 2 | 1 | 0.429 |
| Totals | | ogs | 14 | 5 | 6 | 7 | 2 | 0 | 2 | 5 | 0 | 0 | 0 | 0 | 0 | 0 | 3 | 35 | 3 | 1 | 0.429 |

On base pct. .600 • Slugging pct. 1.000

2023 Florida State Softball
Individual Game-by-Game for Florida State (as of Feb 15, 2023)

#24 Madi Frey - 4 games (All games)

| Date | Opponent | Pos | AB | R | H | RBI | 2B | 3B | HR | BB | SO | CS | HBP | SAC | SF | GDP | K | PO | A | E | Avg |
|--------|---------------|-----|----|---|---|-----|----|----|----|----|----|----|-----|-----|----|-----|---|----|---|---|-------|
| Feb 09 | LIPSCOMB | pr | 0 | 0 | 0 | 0 | 0 | 0 | 0 | 0 | 0 | 0 | 0 | 0 | 0 | 0 | 0 | 0 | 0 | 0 | 0.000 |
| Feb 11 | LONGWOOD | pr | 0 | 0 | 0 | 0 | 0 | 0 | 0 | 0 | 0 | 0 | 0 | 0 | 0 | 0 | 0 | 0 | 0 | 0 | 0.000 |
| Feb 12 | LONGWOOD | pr | 0 | 0 | 0 | 0 | 0 | 0 | 0 | 0 | 0 | 0 | 0 | 0 | 0 | 0 | 0 | 0 | 0 | 0 | 0.000 |
| Feb 14 | FLORIDA A&M-2 | pr | 0 | 0 | 0 | 0 | 0 | 0 | 0 | 0 | 0 | 0 | 0 | 0 | 0 | 0 | 0 | 0 | 0 | 0 | 0.000 |
| Totals | | ogs | 0 | 0 | 0 | 0 | 0 | 0 | 0 | 0 | 0 | 0 | 0 | 0 | 0 | 0 | 0 | 0 | 0 | 0 | 0.000 |

On base pct. .000 • Slugging pct. .000

2023 Florida State Softball
Individual Game-by-Game for Florida State (as of Feb 15, 2023)

#27 Krystina Hartley - 6 games (All games)

| Date | Opponent | Pos | AB | R | H | RBI | 2B | 3B | HR | BB | SO | CS | HBP | SAC | SF | GDP | K | PO | A | E | Avg |
|--------|---------------|-------|----|---|---|-----|----|----|----|----|----|----|-----|-----|----|-----|---|----|---|---|-------|
| Feb 14 | FLORIDA A&M-1 | *3b | 0 | 0 | 0 | 0 | 0 | 0 | 0 | 0 | 0 | 0 | 0 | 0 | 0 | 0 | 0 | 0 | 0 | 0 | 0.000 |
| Feb 09 | LIPSCOMB | pr | 0 | 0 | 0 | 0 | 0 | 0 | 0 | 0 | 0 | 0 | 0 | 0 | 0 | 0 | 0 | 0 | 0 | 0 | 0.000 |
| Feb 09 | LIPSCOMB | 3b/pr | 2 | 0 | 0 | 0 | 0 | 0 | 0 | 0 | 0 | 0 | 0 | 0 | 0 | 0 | 0 | 3 | 1 | 0 | 0.000 |
| Feb 11 | LONGWOOD | 3b | 0 | 0 | 0 | 0 | 0 | 0 | 0 | 0 | 0 | 0 | 0 | 0 | 0 | 0 | 0 | 0 | 0 | 0 | 0.000 |
| Feb 11 | PURDUE | 3b | 0 | 0 | 0 | 0 | 0 | 0 | 0 | 0 | 0 | 0 | 0 | 0 | 0 | 0 | 0 | 0 | 0 | 0 | 0.000 |
| Feb 12 | LONGWOOD | 3b | 0 | 0 | 0 | 0 | 0 | 0 | 0 | 0 | 0 | 0 | 0 | 0 | 0 | 0 | 0 | 0 | 0 | 0 | 0.000 |
| Feb 14 | FLORIDA A&M-2 | pr/3b | 3 | 1 | 0 | 0 | 0 | 0 | 0 | 0 | 0 | 0 | 0 | 0 | 0 | 0 | 0 | 0 | 0 | 0 | 0.000 |
| Totals | | ogs | 3 | 1 | 0 | 0 | 0 | 0 | 0 | 0 | 0 | 0 | 0 | 0 | 0 | 0 | 0 | 0 | 0 | 0 | 0.000 |

On base pct. .500 • Slugging pct. .000

2023 Florida State Softball
Individual Game-by-Game for Florida State (as of Feb 15, 2023)

#14 Autumn Belvly - 7 games (All games)

| Date | Opponent | Pos | AB | R | H | RBI | 2B | 3B | HR | BB | SO | CS | HBP | SAC | SF | GDP | K | PO | A | E | Avg |
|--------|---------------|-------|----|---|---|-----|----|----|----|----|----|----|-----|-----|----|-----|---|----|---|---|-------|
| Feb 14 | FLORIDA A&M-1 | pr/of | 1 | 1 | 0 | 1 | 0 | 0 | 0 | 0 | 0 | 0 | 0 | 0 | 0 | 0 | 0 | 0 | 1 | 0 | 1.000 |
| Feb 09 | LIPSCOMB | of | 0 | 0 | 0 | 0 | 0 | 0 | 0 | 0 | 0 | 0 | 0 | 0 | 0 | 0 | 0 | 0 | 0 | 0 | 0.000 |
| Feb 09 | LIPSCOMB | pr | 0 | 1 | 0 | 0 | 0 | 0 | 0 | 0 | 0 | 0 | 0 | 0 | 0 | 0 | 0 | 0 | 0 | 0 | 0.000 |
| Feb 11 | LONGWOOD | of | 0 | 0 | 0 | 0 | 0 | 0 | 0 | 0 | 0 | 0 | 0 | 0 | 0 | 0 | 0 | 0 | 0 | 0 | 0.000 |
| Feb 11 | PURDUE | of | 1 | 1 | 1 | 0 | 0 | 0 | 0 | 0 | 0 | 0 | 0 | 0 | 0 | 0 | 0 | 0 | 0 | 0 | 0.000 |
| Feb 12 | LONGWOOD | pr/of | 1 | 1 | 1 | 0 | 0 | 0 | 0 | 0 | 0 | 0 | 0 | 0 | 0 | 0 | 0 | 0 | 0 | 0 | 0.000 |
| Feb 14 | FLORIDA A&M-2 | pr/of | 1 | 0 | 1 | | | | | | | | | | | | | | | | |

LAST TIME IT HAPPENED

TEAM

| | |
|---|---|
| Defeated a No. 1 team | vs. No. 1 Oklahoma (8-4) - WCWS, June 8, 2021 |
| Defeated a top-five team | vs. No. 5 Virginia Tech (8-6), April 10, 2022 |
| Defeated a top-10 team | vs. No. 7 Oklahoma State (2-1), April 29, 2022 |
| Defeated a top-25 team | vs. No. 15 Clemson (8-6), May 14, 2022 |
| Won when trailing after six innings | at No. 15 LSU (4-3), May 28, 2021 |
| Lost when leading after six innings | vs. No. 21 Duke (Led 3-2 after 6), May 14, 2021 |
| Scored 10-14 runs | at NC State (10-6), May 7, 2022 |
| Scored 15-19 runs | vs. Detroit Mercy (16-0), March 8, 2020 |
| Scored 20 or more runs | vs. Detroit Mercy (22-0), February 8, 2020 |
| Allowed 5-9 runs | vs. Longwood (4-5), February 11, 2023 |
| Allowed 10-14 runs | at Louisville (9-10), April 8, 2019 |
| Allowed 15 or more runs | vs. No. 5 Virginia Tech (9-23), April 9, 2022 |
| Recorded 10-14 hits | vs. Florida A&M (8-0), February 14, 2023 |
| Recorded 15 or more hits | vs. Detroit Mercy (15), February 8, 2020 |
| Hit five doubles | at Virginia, April 3, 2022 |
| Hit six doubles | vs. Samford, February 24, 2019 |
| Hit seven or more doubles | at Georgia Tech (7), April 1, 2018 |
| Hit two triples | vs. Mercer, February 11, 2022 |
| Hit three or more triples | vs. No. 19 Louisiana (3), April 4, 2018 |
| Hit three home runs | at Troy (12-0), March 23, 2022 |
| Hit four home runs | at North Carolina (4), February 17, 2022 |
| Hit five or more home runs | at NC State (7), May 7-8, 2022 |
| Hit back-to-back home runs | at NC State (Sydney Sherrill and Kalei Harding), May 7, 2022 |
| Hit three consecutive home runs | vs. USF - NCAA Regionals (Cali Harrod, Carsyn Gordon and Sydney Sherrill), May 18, 2019 |
| Hit four consecutive home runs | vs. USF - NCAA Regionals (Zoe Casas, Cali Harrod, Carsyn Gordon and Sydney Sherrill), May 18, 2019 |
| Hit three home runs in an inning | at Syracuse (Anna Shelnutt, Cassidy Davis and Devyn Flaherty), April 17, 2021 |
| Hit four home runs in an inning | vs. USF - NCAA Regionals (Zoe Casas, Cali Harrod, Carsyn Gordon and Sydney Sherrill - fifth inning), May 18, 2019 |
| Stole six bases | vs. South Alabama, February 16, 2022 |
| Stole seven bases | vs. Toledo, March 2, 2019 |
| Stole eight or more bases | 8 vs. No. 20 Duke, April 11, 2021 |
| Drew 10 or more walks | vs. Florida A&M (10), February 23, 2022 |
| Did not draw a walk | vs. NC State, May 1, 2021 |
| Did not strikeout | vs. Florida A&M, February 14, 2023 |
| Shutout a team | vs. Longwood, February 12, 2022 |
| Was shutout | vs. Mississippi State (0-5), May 22, 2022 |
| Pitched a no-hitter | vs. No. 24 UCF (Kathryn Sandercock, Emma Wilson), February 20, 2022 |
| Pitched a perfect game | vs. Northern Iowa (Meghan King & Cassidy Davis), 9-0 in five innings, February 23, 2018 |
| Was no-hit | vs. No. 6 Oregon (Megan Kleist), FSU won 2-1, March 4, 2018 |

INDIVIDUAL

| | |
|--|--|
| Recorded five or more at bats | Kalei Mudge and Sydney Sherrill (5), at NC State (10-6), May 7-8, 2022 |
| Scored four or more runs in a game | Sydney Sherrill (4), vs. Detroit Mercy, February 8, 2020 |
| Had four or more hits in a game | Kalei Mudge (5), vs. No. 1 Oklahoma June 8, 2021 |
| Had at least a 10-game hitting streak | Devyn Flaherty (14), February 11-26, 2022 |
| Had at least a 15-game hitting streak | Makinzy Herzog (15), March 2-20, 2019 |
| Hit two doubles in a game | Kalei Harding (2) vs. Purdue, February 11, 2023 |
| Hit three or more doubles in a game | Carsyn Gordon (3), at Georgia Tech, April 1, 2018 |
| Hit two or more triples in a game | Dani Morgan (2), at Syracuse, April 8, 2017 |
| Hit two or more home runs in a game | Sydney Sherrill (3) at NC State (10-6), May 7-8, 2022 |
| Hit two or more home runs in an inning | Anna Shelnutt (three-run, grand slam - third inning), vs. Virginia - ACC, May 11, 2017 |
| Hit a grand slam | Kalei Harding vs. No. 5 Virginia Tech (9-23), April 9, 2022 |
| Hit for the cycle | Ashley Stager, vs. Virginia, May 1, 2010 |
| Hit a walk-off home run | Jahni Kerr vs. No. 11 Florida (2-1), May 4, 2022 |
| Hit an inside-the-park home run | Carsyn Gordon (solo), vs. Auburn (2-1 in 8 inn) - NCAA Regionals, May 19, 2018 |
| Stole home | Morgan Noah, vs. Toledo, March 2, 2019 |
| Stole three bases in a game | Josie Muffley at Georgia Tech, February 19, 2021 |
| Stole four bases or more in a game | Cali Harrod (4), at North Florida, March 10, 2018 |
| Drew three walks in a game | Sydney Sherrill at Virginia April 2, 2022 |
| Drew four or more walks in a game | Sydney Sherrill (4), at No. 22 UCF, March 4, 2020 |
| Was hit by at least two pitches in a game | Josie Muffley (2), vs. Auburn, March 21, 2021 |
| Recorded five RBIs in a game | Mack Leonard (5) vs. UNF, March 30, 2022 |
| Recorded six RBIs in a game | Cassidy Davis, vs. Troy, March 21, 2018 |
| Recorded seven or more RBI in a game | Anna Shelnutt (7), vs. Virginia - ACC, May 11, 2017 |
| Two players had four or more RBI in a game | Cassidy Davis (6) and Sydney Sherrill (4), vs. Troy, March 21, 2018 |
| Three players had four or more RBI in a game | Ellie Cooper (5), Alex Powers (4) and Carsyn Gordon (4), at Syracuse, April 8, 2017 |
| First career hit was a home run | Emma Wilson, vs. Louisville, April 23, 2021 |
| Pitched a no-hitter | Danielle Watson, vs. Howard, May 20, 2023 |
| Pitched a perfect game | Meghan King and Cassidy Davis, vs. Northern Iowa, February 23, 2018 |
| Had 10-14 strikeouts | Kathryn Sandercock (10) at Georgia Tech (3-2), March 13, 2022 |
| Had 15 or more strikeouts | Lacey Waldrop (18), at Florida, March 27, 2013 |
| Won 10-14 consecutive decisions | Kathryn Sandercock (14), February 26, 2021 to April 18, 2021 |
| Won 15-20 consecutive decisions | Kathryn Sandercock (19), February 11, 2022 to April 7, 2022 |
| Won 20 or more consecutive decisions | Meghan King (22), April 28, 2018 to March 6, 2019 |

#FSACC

FIVE CORE VALUES OF FLORIDA STATE SOFTBALL

F

FAMILY - When you play softball at Florida State, you don't just play for a team, you play for a family. Each person cares for their teammates as if they were a sister, committing to each other through thick and thin. As members of an extended softball family, each one motivates the other and enjoys seeing them succeed. When issues arise, communication is key and allows for a loving relationship that creates a bond that results in an entire team of student-athletes fighting for each other, both on and off the field to be the best they can be.

S

SMART - Being smart, in a wide variety of disciplines, is a cornerstone of the Florida State softball program. In school, it allows you to achieve a degree and plan for a future after softball. At practice, it means training with a purpose, honing your skills and gaining experience by not just going through the motions. In the game, it means having a plan at plate offensively or a pitching and defensive shift plan for opposing hitters based on various scouting reports. Off the field, it means making wise decisions with time management and other activities to be able to be at your best.

A

AGGRESSIVE - You aren't just given things in life, you must aggressively pursue your dreams in order to achieve them. Being aggressive means taking that extra base on a ball in the gap, stealing second when you need to get a runner into scoring position, heading to your teacher's office hours to talk about things you may not have understood in class, going after a hitter with your best pitch in the best location and challenging yourself to become the best you can be because you are passionate about helping the team succeed.

C

COMPETITIVE - A team-based sport is one of the most competitive dynamic there is in life. To be successful, you need to be competitive in many areas. We strive to be competitive on the field, winning individual games, along with conference and national championships. We are competitive with each other on the team, knowing that we make each other better as each one raises their level of skill and accomplishments. We are also competitive off the field, in the classroom and in the workforce as there are many who would seek to be where we are, but only few will attain it.

C

COMMITTED - The previous four core values mean nothing unless everyone is committed to it. Obstacles and challenges will come up. Losses on the field and issues off of it will occur and cause problems that will need to be addressed. But when we are committed - to each other, to the team, to the goals that have been set - very little can disrupt our goals and pursuits. A unified force with a united passion is very difficult to stop and our commitment to the vision and the process will enable us to be successful.



Core Values Shape Culture

- The Seminole Softball team has incorporated these values into all areas of team life, both on and off the field.
- Each fall since 2015, FSU has experienced "The Program", a two-day boot camp event where the team has worked on communication, problem solving, endurance, perseverance, paying attention to details and teamwork while accomplishing tasks on the field, at a pool, on the beach, in the woods, among others.
- Each year, the team has been able to build trust within the team by attaining goals and going through the physical and mental adversity that The Program imposes on them as a collective team and unit.
- The Seminole also start each game and practice at "The GATE", which at JoAnne Graf Field is a physical gate, but it helps to focus on being present for the team, allowing outside distractions to stay outside and to "Give your **A**ll to the **T**eam **E**veryday."

“PLAY FOR THOSE WHO CAN’T”

One of the foundational principles that Florida State softball is built on is, “Play for those who can’t.” The Seminoles have displayed that throughout the years, including recently with people like Taylor Foster, Madison Marshall, Hayden Stone and Monk Bonasorte.

Taylor Foster became part of the FSU family in 2013 through a connection with the ACC, and despite growing up in North Carolina, dreamed of playing softball for the Seminoles. Foster was diagnosed with bone cancer in at the age of 13 and her passion and enthusiasm in the face of such adversity never faltered. The Noles would routinely stop by to see Taylor and her family when playing NC area schools and the players and coaches would often keep touch via calls, texts and video chats. After her passing in April of 2014, an annual memorial tournament and camp was started and organized by FSU softball players, coaches and support staff for youth in North Carolina to share Taylor’s passion for the game and tell of her legacy.


In 2016, and through a partnership with The Friends of Jaclyn Foundation, FSU softball adopted Madison Marshall who had been diagnosed with a brain tumor in 2014 at the age of 14. The Friends of Jaclyn Foundation was created in 2005 and pairs children with pediatric brain tumors with collegiate sports teams, as they have seen the symbiotic relationships that are formed help both the child going through such a difficult situation, but also the teams that are able to come along side a family and help them fight and learn a new appreciation and perspective on life.

In 2019, again in partnership with the Friends of Jaclyn Foundation, the Seminoles adopted Hayden Stone, who had been diagnosed with a soft tissue cancer and lives in Tallahassee. Hayden and her family come to nearly every home game and during the 2019 season, the FSU players drew smiley faces on their necks in honor of Hayden as a way for her reduce the stigma of a scar on her neck.

Monk Bonasorte, one of the main FSU athletic administrators responsible for hiring Lonni Alameda as head coach in the fall of 2008, had played football at FSU in the late 70s, and was voted into the FSU Athletics Hall of Fame in 1995. As a result, he bled Garnet and Gold and became a significant supporter of FSU softball, as well as all of the other sports on campus. In October of 2015, Bonasorte was diagnosed with brain cancer, yet never wavered in his passion for FSU and life. Right up to his passing in November of 2016, he continued to give his life to this university and be an example of the Florida State “Unconquered” spirit.

In 2017, the Lonni Alameda Softball Camps began the annual Monk Bonasorte Camp (Camp MB42), where the young players in attendance not only learn about the skills of softball, but also about life and who Monk was, what he meant to Florida State and how he battled through such adversity. All of the proceeds of the annual camp go to the FSU Monk Bonasorte Scholarship, and to date, the camp has raised over \$8,500.

There are numerous other relationships that have been formed over the years with young fans like Amber Howard and Maddie Briscoe, and even former players such as Dana Bailey that have battled cancer, the FSU players and staff know that there is much more to life than just this game. Though several are now gone, they are certainly not forgotten and remain a significant part of Seminole softball to this day.



2023 SOFTBALL ROSTER

NUMERICAL

| No. | Name | B/T | Pos. | Ht. | Yr. | Hometown/Prev. School |
|-----|--------------------|-----|-------|------|-----|---|
| 1 | Hallie Wacaser | R/R | OF | 5-4 | So. | Centerton, Ark. / Bentonville West |
| 3 | Bethaney Keen | L/L | INF | 5-6 | Sr. | Bradenton, Fla. / USF |
| 4 | Jahni Kerr | L/L | OF | 5-3 | So. | Mableton, Ga. / Wesleyan |
| 5 | Allison Royalty | R/R | P | 5-7 | Jr. | Corinth, Texas / Arizona State |
| 6 | Kaley Mudge | L/L | OF | 5-6 | Jr. | Winter Springs, Fla. / Winter Springs |
| 8 | Kalei Harding | R/R | C/UT | 5-10 | Jr. | Murfreesboro, Tenn. / Blackman |
| 9 | Devyn Flaherty | L/R | INF | 5-7 | Jr. | Sarasota, Fla. / Riverview Sarasota |
| 10 | Josie Muffley | R/R | INF | 5-5 | Sr. | Portage, Mich. / Central/Tulsa |
| 12 | Amaya Ross | R/R | INF | 5-10 | So. | Jacksonville, Fla. / Trinity Christian |
| 13 | Mack Leonard | R/R | P/INF | 5-11 | Sr. | Normal, Ill. / Illinois State University |
| 14 | Autumn Belviy | L/R | OF | 5-11 | So. | Arlington High School / San Diego, Calif. |
| 16 | Ali DuBois | R/R | P | 5-5 | Sr. | Torrington, Conn. / Boston University |
| 17 | Emma Wilson | R/R | P/UT | 5-9 | Jr. | Dallas, Ga. / North Paulding |
| 20 | Kaia LoPreste | R/R | C | 5-6 | Sr. | Brandon, Fla. / Riverview |
| 21 | Madi Balk | R/R | P | 5-9 | Fr. | Lancaster, N.Y. / Lancaster |
| 24 | Madi Frey | R/R | C/UT | 5-7 | Fr. | Lutz, Fla. / George Steinbrenner |
| 27 | Krystina Hartley | R/R | INF | 5-4 | So. | St. Petersburg, Fla. / Northeast |
| 30 | Avery Weisbrook | R/R | INF | 5-6 | Fr. | Torrance, Calif. / South Torrance |
| 31 | Makenna Reid | L/L | P | 5-9 | Fr. | Portland, Ore. / Tigard |
| 32 | Kathryn Sandercock | R/R | P | 5-10 | Sr. | McLean, Va. / Bishop O'Connell |
| 51 | Michaela Edenfield | R/R | C | 6-1 | So. | Sneads, Fla. / Sneads |
| 77 | Katie Dack | R/R | C/OF | 5-8 | So. | Parker, Colo. / Texas AGM |

ALPHABETICAL

| No. | Name | B/T | Pos. | Ht. | Yr. | Hometown/Prev. School |
|-----|--------------------|-----|-------|------|-----|---|
| 21 | Madi Balk | R/R | P | 5-9 | Fr. | Lancaster, N.Y. / Lancaster |
| 14 | Autumn Belviy | L/R | OF | 5-11 | So. | Arlington High School / San Diego, Calif. |
| 77 | Katie Dack | R/R | C/UT | 5-8 | So. | Parker, Colo. / Texas AGM |
| 16 | Ali DuBois | R/R | P | 5-5 | Sr. | Torrington, Conn. / Boston University |
| 51 | Michaela Edenfield | R/R | C | 6-1 | So. | Sneads, Fla. / Sneads |
| 9 | Devyn Flaherty | L/R | INF | 5-7 | Jr. | Sarasota, Fla. / Riverview Sarasota |
| 24 | Madi Frey | R/R | C/UT | 5-7 | Fr. | Lutz, Fla. / George Steinbrenner |
| 8 | Kalei Harding | R/R | C/UT | 5-10 | Jr. | Murfreesboro, Tenn. / Blackman |
| 27 | Krystina Hartley | R/R | INF | 5-4 | So. | St. Petersburg, Fla. / Northeast |
| 3 | Bethaney Keen | L/L | INF | 5-6 | Sr. | Bradenton, Fla. / USF |
| 4 | Jahni Kerr | L/L | OF | 5-3 | So. | Mableton, Ga. / Wesleyan |
| 13 | Mack Leonard | R/R | P/INF | 5-11 | Sr. | Normal, Ill. / Illinois State University |
| 20 | Kaia LoPreste | R/R | C | 5-6 | Sr. | Brandon, Fla. / Riverview |
| 6 | Kaley Mudge | L/L | OF | 5-6 | Jr. | Winter Springs, Fla. / Winter Springs |
| 10 | Josie Muffley | R/R | INF | 5-5 | Sr. | Portage, Mich. / Central/Tulsa |
| 31 | Makenna Reid | L/L | P | 5-9 | Fr. | Portland, Ore. / Tigard |
| 12 | Amaya Ross | R/R | INF | 5-10 | So. | Jacksonville, Fla. / Trinity Christian |
| 5 | Allison Royalty | R/R | P | 5-7 | Jr. | Corinth, Texas / Arizona State |
| 32 | Kathryn Sandercock | R/R | P | 5-10 | Sr. | McLean, Va. / Bishop O'Connell |
| 3 | Hallie Wacaser | R/R | OF | 5-4 | So. | Centerton, Ark. / Bentonville West |
| 30 | Avery Weisbrook | R/R | INF | 5-6 | Fr. | Torrance, Calif. / South Torrance |
| 17 | Emma Wilson | R/R | P/UT | 5-9 | Jr. | Dallas, Ga. / North Paulding |

Head Coach - Lonni Alameda (Oklahoma, 1993)

Assistant Coach - Travis Wilson (University of Canterbury, 1996)

Assistant Coach - Troy Cameron (Florida Atlantic University, 2012)

Volunteer Assistant Coach - Kaleigh Rafter (Florida State, 2009)

Pronunciation guide

| | | | | | |
|----|----------------|------------------------------|----|--------------------------|-----------------------|
| 1 | Hallie Wacaser | Hal-Eee Way-Case-Er | 20 | Kaia LoPreste | Ky-uh Low-press-tee |
| 4 | Jahni Kerr | Ja-Nye | 24 | Madi Frey | Fry (Like French Fry) |
| 8 | Kalei Harding | Kay-Lee | 51 | Michaela Edenfield | Ed-en-field |
| 14 | Autumn Belviy | Aww-Tum Bell-Veye (Like Eye) | | Head Coach Lonni Alameda | Al-uh-mee-duh |
| 16 | Ali DuBois | Do-Bwa | | | |

ALL-TIME TOP 10

BATTING RECORDS

GAMES

| | | | |
|-----|------------------------|-----|---------|
| 1. | Sydney Sherrill | 283 | 2018-22 |
| 2. | Kristy Hull | 281 | 1995-98 |
| 3. | Brandi Stuart | 280 | 2000-03 |
| 4. | Jessica van der Linden | 275 | 2001-04 |
| 5. | Tami Post | 273 | 1996-99 |
| | Veronica Wootson | 273 | 2004-07 |
| 7. | Kimmy Carter | 272 | 1999-02 |
| 8. | Myssi Calkins | 271 | 1994-97 |
| 9. | Jesse McGregor | 267 | 1996-99 |
| 10. | Dani Morgan | 266 | 2017-21 |

BATTING AVERAGE

| | | | |
|-----|------------------------|------|---------|
| 1. | Jessie Warren | .391 | 2015-18 |
| 2. | Shamalene Wilson | .366 | 1993-96 |
| | Danielle Cox | .366 | 1998-99 |
| 4. | Morgan Klaevemann | .361 | 2015-18 |
| | Jessica van der Linden | .361 | 2001-04 |
| 6. | Brandi Stuart | .357 | 2000-03 |
| 7. | Tiffany Daniels | .357 | 1986-89 |
| 8. | Carly Wynn | .355 | 2007-10 |
| 9. | Cindy Lawton | .354 | 1994-95 |
| 10. | Sydney Sherrill | .352 | 2018-22 |

RUNS

| | | | |
|-----|-------------------|-----|---------|
| 1. | Jessie Warren | 229 | 2015-18 |
| 2. | Sydney Sherrill | 225 | 2018-22 |
| 3. | Shamalene Wilson | 223 | 1993-96 |
| 4. | Cali Harrod | 211 | 2016-19 |
| 5. | Tiffani Brown | 207 | 2010-14 |
| 6. | Carsyn Gordon | 199 | 2016-19 |
| | Veronica Wootson | 199 | 2004-07 |
| 8. | Morgan Klaevemann | 193 | 2015-18 |
| 9. | Brandi Stuart | 192 | 2000-03 |
| 10. | Courtney Senas | 180 | 2011-14 |

HITS

| | | | |
|-----|------------------------|-----|---------|
| 1. | Shamalene Wilson | 310 | 1993-96 |
| 2. | Jessie Warren | 288 | 2015-18 |
| 3. | Brandi Stuart | 287 | 2000-03 |
| 4. | Tiffani Brown | 285 | 2010-14 |
| 5. | Veronica Wootson | 282 | 2004-07 |
| 6. | Sydney Sherrill | 281 | 2018-22 |
| 7. | Jessica van der Linden | 277 | 2001-04 |
| 8. | Kristy Hull | 275 | 1995-98 |
| 9. | Natasha Jacob | 271 | 2003-06 |
| 10. | Myssi Calkins | 253 | 1994-97 |

DOUBLES

| | | | |
|----|------------------------|----|---------|
| 1. | Sydney Sherrill | 82 | 2018-22 |
| 2. | Jessie Warren | 51 | 2015-18 |
| | Alex Powers | 51 | 2014-17 |
| 4. | Jessica van der Linden | 50 | 2001-04 |
| 5. | Carly Wynn | 45 | 2007-10 |
| 6. | Cali Harrod | 41 | 2016-19 |
| | Maddie O'Brien | 41 | 2012-15 |
| | Veronica Wootson | 41 | 2004-07 |
| 9. | Victoria East | 39 | 2013-16 |
| | Brandi Stuart | 39 | 2000-03 |

TRIPLES

| | | | |
|----|------------------------|----|---------|
| 1. | Shamalene Wilson | 30 | 1993-96 |
| 2. | Tiffani Brown | 22 | 2010-14 |
| | Veronica Wootson | 22 | 2004-07 |
| 4. | Tiffany Daniels | 21 | 1986-89 |
| 5. | Lisa Davidson | 19 | 1991-94 |
| 6. | Kimmy Carter | 18 | 1999-02 |
| 7. | Jessica van der Linden | 17 | 2001-04 |
| | Brandi Stuart | 17 | 2000-03 |
| 9. | Leslie Barton | 16 | 1990-93 |
| | Susan Buttery | 16 | |

HOME RUNS

| | | | |
|-----|-----------------|----|---------|
| 1. | Jessie Warren | 83 | 2015-18 |
| 2. | Maddie O'Brien | 55 | 2012-15 |
| 3. | Sydney Sherrill | 43 | 2018-22 |
| 4. | Carsyn Gordon | 38 | 2016-19 |
| 5. | Courtney Senas | 36 | 2011-14 |
| 6. | Alex Powers | 35 | 2014-17 |
| 7. | Cali Harrod | 34 | 2016-19 |
| 8. | Cassidy Davis | 32 | 2017-21 |
| | Elizabeth Mason | 32 | 2018-21 |
| 10. | Anna Shelnut | 31 | 2017-21 |

RBI

| | | | |
|-----|------------------------|-----|---------|
| 1. | Jessie Warren | 273 | 2015-18 |
| 2. | Maddie O'Brien | 216 | 2012-15 |
| 3. | Sydney Sherrill | 209 | 2018-22 |
| 4. | Carsyn Gordon | 174 | 2016-19 |
| 5. | Alex Powers | 171 | 2014-17 |
| 6. | Jessica van der Linden | 161 | 2001-04 |
| 7. | Courtney Senas | 158 | 2011-14 |
| 8. | Dani Morgan | 157 | 2017-21 |
| 9. | Brandi Stuart | 151 | 2000-03 |
| 10. | Elizabeth Mason | 146 | 2018-21 |

STOLEN BASES

| | | | |
|-----|-------------------|-----|---------|
| 1. | Myssi Calkins | 185 | 1994-97 |
| 2. | Shamalene Wilson | 164 | 1993-96 |
| 3. | Brandi Stuart | 161 | 2000-03 |
| 4. | Morgan Klaevemann | 126 | 2015-18 |
| 5. | Cali Harrod | 124 | 2016-19 |
| 6. | Tiffani Brown | 109 | 2010-14 |
| 7. | Serita Brooks | 97 | 2000-01 |
| 8. | Danielle Cox | 93 | 1998-99 |
| 9. | Veronica Wootson | 79 | 2004-07 |
| 10. | Whitney Buckmon | 75 | 2005-08 |

WALKS

| | | | |
|-----|------------------------|-----|---------|
| 1. | Maddie O'Brien | 198 | 2012-15 |
| 2. | Sydney Sherrill | 186 | 2018-22 |
| 3. | Cali Harrod | 155 | 2016-19 |
| 4. | Carsyn Gordon | 153 | 2016-19 |
| 5. | Jessica van der Linden | 144 | 2001-04 |
| 6. | Alex Powers | 133 | 2014-17 |
| | Brandi Stuart | 133 | 2000-03 |
| 8. | Morgan Klaevemann | 123 | 2015-18 |
| 9. | Jessie Warren | 121 | 2015-18 |
| 10. | Ashley Stager | 113 | 2008-11 |

SLUGGING PERCENTAGE

| | | | |
|-----|-----------------|------|---------|
| 1. | Jessie Warren | .820 | 2015-18 |
| 2. | Maddie O'Brien | .645 | 2012-15 |
| 3. | Yuruby Alicart | .622 | 2006-07 |
| | Sydney Sherrill | .622 | 2018-22 |
| 5. | Alex Powers | .612 | 2014-17 |
| 6. | Tiffany Daniels | .592 | 1986-89 |
| 7. | Kaleigh Rafter | .582 | 2009 |
| 8. | Carsyn Gordon | .558 | 2016-19 |
| 9. | Courtney Senas | .547 | 2011-14 |
| 10. | Carly Wynn | .543 | 2007-10 |

PITCHING RECORDS

APPEARANCES

| | | | |
|-----|---------------------------|------------|-----------------|
| 1. | Leslie Malerich | 179 | 1999-02 |
| 2. | Meghan King | 173 | 2016-19 |
| 3. | Lacey Waldrop | 170 | 2012-15 |
| 4. | Tiffany McDonald | 163 | 2005-08 |
| 5. | Jessica Burroughs | 152 | 2014-17 |
| 6. | Sarah Hamilton | 149 | 2008-11 |
| 7. | Terese Gober | 141 | 2007-10 |
| 8. | Casey Hunter | 137 | 2002-05 |
| 9. | Kathryn Sandercock | 136 | 2019-Pr. |
| 10. | Jen White-Stokes | 135 | 1998-01 |

INNINGS PITCHED

| | | | |
|-----|------------------|-------|---------|
| 1. | Leslie Malerich | 988.2 | 1999-02 |
| 2. | Tiffany McDonald | 898.1 | 2005-08 |
| 3. | Lacey Waldrop | 859.2 | 2012-15 |
| 4. | Debbie DeJohn | 798.0 | 1987-90 |
| 5. | Meghan King | 791.0 | 2016-19 |
| 6. | Casey Hunter | 759.1 | 2002-05 |
| 7. | Julie Larsen | 759.0 | 1985-88 |
| 8. | Jen White-Stokes | 756.1 | 1998-01 |
| 9. | Christy Larsen | 706.1 | 1988-91 |
| 10. | Sarah Hamilton | 704.2 | 2008-11 |

WINS

| | | | |
|-----|---------------------------|-----------|-----------------|
| 1. | Lacey Waldrop | 109 | 2012-15 |
| 2. | Meghan King | 108 | 2016-19 |
| 3. | Leslie Malerich | 107 | 1999-02 |
| 4. | Jessica Burroughs | 92 | 2014-17 |
| 5. | Debbie DeJohn | 90 | 1987-90 |
| 6. | Casey Hunter | 85 | 2002-05 |
| | Julie Larsen | 85 | 1985-88 |
| 8. | Tiffany McDonald | 79 | 2005-08 |
| | Kathryn Sandercock | 79 | 2019-Pr. |
| 10. | Christy Larsen | 77 | 1988-91 |

STRIKEOUTS

| | | | |
|-----|------------------------|-------|---------|
| 1. | Sarah Hamilton | 1,005 | 2008-11 |
| 2. | Tiffany McDonald | 939 | 2005-08 |
| 3. | Lacey Waldrop | 917 | 2012-15 |
| 4. | Jessica van der Linden | 899 | 2001-04 |
| 5. | Casey Hunter | 893 | 2002-05 |
| 6. | Jessica Burroughs | 845 | 2014-17 |
| 7. | Julie Larsen | 834 | 1985-88 |
| 8. | Christy Larsen | 758 | 1988-91 |
| 9. | Leslie Malerich | 751 | 1999-02 |
| 10. | Terese Gober | 692 | 2007-10 |

EARNED RUN AVERAGE

(MINIMUM 300 IP)

| | | | |
|-----|------------------------|------|---------|
| 1. | Shelley Berrube | 0.38 | 1984-85 |
| 2. | Toni Gutierrez | 0.47 | 1990-93 |
| 3. | Tina Kyler | 0.50 | 1984-85 |
| 4. | Julie Larsen | 0.68 | 1985-88 |
| 5. | Debbie DeJohn | 0.69 | 1987-90 |
| 6. | Marla Looper | 0.78 | 1993-94 |
| 7. | Rebecca Aase | 0.84 | 1991-94 |
| 8. | Jessica van der Linden | 0.96 | 2001-04 |
| 9. | Christy Larsen | 0.98 | 1988-91 |
| 10. | Renee Espinoza | 1.06 | 1995-96 |

SHUTOUTS

| | | | |
|-----|------------------------|----|---------|
| 1. | Toni Gutierrez | 52 | 1990-93 |
| 2. | Julie Larsen | 51 | 1988-91 |
| 3. | Leslie Malerich | 47 | 1999-02 |
| 4. | Debbie DeJohn | 43 | 1987-90 |
| 5. | Rebecca Aase | 42 | 1991-94 |
| 6. | Jessica van der Linden | 39 | 2001-04 |
| 7. | Christy Larsen | 37 | 1988-91 |
| 8. | Casey Hunter | 36 | 2002-05 |
| 9. | Renee Espinoza | 29 | 1995-96 |
| 10. | Kristy Fuentes | 28 | 1994-97 |
| | Meghan King | 28 | 2016-19 |

SAVES

| | | | |
|-----|---------------------------|----------|-----------------|
| 1. | Leslie Malerich | 12 | 1999-02 |
| 2. | Meghan King | 11 | 2016-19 |
| 3. | Jessica Burroughs | 9 | 2014-17 |
| | Jessica Nori | 9 | 2011-14 |
| 5. | Sarah Hamilton | 8 | 2008-11 |
| | Tiffany McDonald | 8 | 2005-07 |
| | Kathryn Sandercock | 8 | 2019-Pr. |
| 8 | Lacey Waldrop | 7 | 2012-15 |
| | Casey Hunter | 7 | 2002-05 |
| 10. | Bailey Schinella | 5 | 2012-15 |
| | Marla Looper | 5 | 1993-94 |
| | Terese Gober | 5 | 2007-10 |

FIELDING RECORDS

ASSISTS

| | | | |
|-----|------------------|-----|---------|
| 1. | Tami Post | 591 | 1996-99 |
| 2. | Sydney Sherrill | 555 | 2018-22 |
| 3. | Jesse McGregor | 523 | 1996-99 |
| 4. | Jessie Warren | 515 | 2015-18 |
| 5. | Michelle Snyder | 491 | 2006-09 |
| 6. | Cali Harrod | 451 | 2016-19 |
| 7. | Brandi Stuart | 445 | 2000-03 |
| 8. | Veronica Wootson | 422 | 2004-07 |
| 9. | Shannan Mitchem | 418 | 1990-92 |
| 10. | Maddie O'Brien | 405 | 2012-15 |

PUTOUTS

| | | | |
|-----|-----------------|------|---------|
| 1. | Anna Shelnut | 1211 | 2017-21 |
| 2. | Wendy Braye | 1209 | 1994-97 |
| 3. | Brittany Osmon | 1203 | 2005-08 |
| 4. | Corrie Williams | 1152 | 1996-99 |
| 5. | Alex Powers | 1124 | 2014-17 |
| 6. | Beth Wade | 1117 | 2001-04 |
| 7. | Heather Feltman | 1013 | 1993-95 |
| 8. | Elisa Vasquez | 1006 | 2001-04 |
| 9. | Carsyn Gordon | 923 | 2016-19 |
| 10. | Victoria East | 901 | 2013-16 |

Returning Players in BOLD

SINGLE SEASON TOP 10

BATTING RECORDS

AT BATS

| | | | |
|-----|------------------|-----|------|
| 1. | Natasha Jacob | 252 | 2006 |
| 2. | Veronica Wootson | 248 | 2004 |
| 3. | Serita Brooks | 242 | 2000 |
| 4. | Susan Buttery | 240 | 1991 |
| 5. | Brandi Stuart | 233 | 2000 |
| 6. | Kristy Hull | 232 | 1995 |
| 7. | Shamalene Wilson | 229 | 1996 |
| 8. | Danielle Cox | 227 | 1999 |
| | Cindy Lawton | 227 | 1995 |
| 10. | Whitney Buckmon | 222 | 2006 |

BATTING AVERAGE

| | | | |
|----|------------------------|------|------|
| 1. | Danielle Cox | .432 | 1999 |
| 2. | Maddie O'Brien | .424 | 2014 |
| 3. | Jessie Warren | .413 | 2017 |
| 4. | Jessica van der Linden | .412 | 2003 |
| 5. | Morgan Klavemann | .410 | 2017 |
| 6. | Sydney Sherrill | .405 | 2019 |
| 7. | Jessie Warren | .404 | 2018 |
| 8. | Shamalene Wilson | .402 | 1996 |
| 9. | Jessica van der Linden | .401 | 2004 |
| | Serita Brooks | .401 | 2000 |

RUNS

| | | | |
|----|------------------|----|------|
| 1. | Cali Harrod | 73 | 2019 |
| 2. | Shamalene Wilson | 72 | 1996 |
| 3. | Jessie Warren | 71 | 2016 |
| 4. | Veronica Wootson | 70 | 2004 |
| 5. | Morgan Klavemann | 69 | 2016 |
| 6. | Carsyn Gordon | 66 | 2019 |
| 7. | Tiffani Brown | 65 | 2014 |
| | Courtney Senas | 65 | 2014 |
| 9. | Brandi Stuart | 63 | 2002 |
| | Tiffany Daniels | 63 | 1987 |

HITS

| | | | |
|-----|------------------|----|------|
| 1. | Serita Brooks | 99 | 2000 |
| 2. | Danielle Cox | 98 | 1999 |
| 3. | Natasha Jacob | 94 | 2006 |
| 4. | Shamalene Wilson | 91 | 1996 |
| 5. | Kristy Hull | 87 | 1995 |
| | Cindy Lawton | 87 | 1995 |
| 7. | Susan Buttery | 84 | 1991 |
| 8. | Veronica Wootson | 83 | 2004 |
| 9. | Myssi Calkins | 82 | 1997 |
| 10. | Sydney Sherrill | 81 | 2018 |
| | Brandi Stuart | 81 | 2002 |
| | Shamalene Wilson | 81 | 1994 |

DOUBLES

| | | | |
|----|-----------------|----|------|
| 1. | Sydney Sherrill | 29 | 2018 |
| 2. | Alex Powers | 19 | 2017 |
| | Yuruby Alicart | 19 | 2006 |
| 4. | Sydney Sherrill | 18 | 2019 |
| | Carly Wynn | 18 | 2010 |
| 6. | Maddie O'Brien | 17 | 2014 |
| | Yuruby Alicart | 17 | 2007 |
| 8. | Sydney Sherrill | 16 | 2022 |
| | Alex Powers | 16 | 2016 |
| | Victoria East | 16 | 2013 |
| | Cindy Lawton | 16 | 1995 |

TRIPLES

| | | | |
|-----|------------------|----|------|
| 1. | Tiffany Daniels | 11 | 1987 |
| | Shamalene Wilson | 11 | 1995 |
| 3. | Veronica Wootson | 9 | 2006 |
| | Susan Buttery | 9 | 1991 |
| | Lisa Davidson | 9 | 1993 |
| | Shamalene Wilson | 9 | 1994 |
| 7. | Carly Wynn | 8 | 2010 |
| | Serita Brooks | 8 | 1996 |
| | Laurie Holler | 8 | 1995 |
| 10. | Veronica Wootson | 7 | 2004 |
| | Brandi Stuart | 7 | 2002 |
| | Shamalene Wilson | 7 | 1996 |
| | Lisa Donaldson | 7 | 1991 |

HOME RUNS

| | | | |
|----|---------------------------|-----------|-------------|
| 1. | Maddie O'Brien | 24 | 2014 |
| 2. | Jessie Warren | 23 | 2017 |
| 3. | Jessie Warren | 21 | 2018 |
| 4. | Jessie Warren | 20 | 2016 |
| 5. | Jessie Warren | 19 | 2015 |
| 6. | Michaela Edenfield | 16 | 2022 |
| | Sydney Sherrill | 16 | 2019 |
| | Alex Powers | 16 | 2016 |
| 9. | Kalei Harding | 15 | 2022 |
| | Carsyn Gordon | 15 | 2019 |
| | Cali Harrod | 15 | 2019 |
| | Courtney Senas | 15 | 2014 |

RBI

| | | | |
|----|-----------------|----|------|
| 1. | Maddie O'Brien | 83 | 2014 |
| 2. | Jessie Warren | 78 | 2016 |
| 3. | Jessie Warren | 70 | 2018 |
| 4. | Jessie Warren | 68 | 2017 |
| 5. | Alex Powers | 63 | 2016 |
| 6. | Sydney Sherrill | 60 | 2019 |
| 7. | Dani Morgan | 58 | 2019 |
| | Sydney Sherrill | 58 | 2018 |
| 9. | Elizabeth Mason | 57 | 2019 |
| | Jessie Warren | 57 | 2015 |
| | Courtney Senas | 57 | 2014 |

STOLEN BASES

| | | | |
|----|------------------|----|------|
| 1. | Danielle Cox | 73 | 1999 |
| 2. | Shamalene Wilson | 69 | 1996 |
| 3. | Myssi Calkins | 61 | 1997 |
| 4. | Serita Brooks | 55 | 2001 |
| 5. | Brandi Stuart | 54 | 2002 |
| | Myssi Calkins | 54 | 1996 |
| 7. | Morgan Klavemann | 53 | 2016 |
| 8. | Myssi Calkins | 44 | 1994 |
| 9. | Cali Harrod | 43 | 2019 |
| | Tiffani Brown | 43 | 2012 |
| | Serita Brooks | 43 | 2000 |

WALKS

| | | | |
|-----|------------------|----|------|
| 1. | Maddie O'Brien | 73 | 2015 |
| 2. | Cali Harrod | 57 | 2019 |
| 3. | Alex Powers | 56 | 2015 |
| | Maddie O'Brien | 56 | 2014 |
| 5. | Carsyn Gordon | 54 | 2018 |
| 6. | Erika Leonard | 52 | 2012 |
| 7. | Morgan Klavemann | 51 | 2016 |
| | Sydney Sherrill | 51 | 2021 |
| | Sydney Sherrill | 51 | 2022 |
| 10. | Brandi Stuart | 49 | 2002 |

SLUGGING PERCENTAGE

| | | | |
|-----|-----------------|------|------|
| 1. | Maddie O'Brien | .942 | 2014 |
| 2. | Jessie Warren | .922 | 2017 |
| 3. | Jessie Warren | .836 | 2018 |
| 4. | Jessie Warren | .765 | 2016 |
| 5. | Sydney Sherrill | .762 | 2019 |
| 6. | Jessie Warren | .761 | 2015 |
| 7. | Alex Powers | .721 | 2016 |
| 8. | Dani Morgan | .694 | 2019 |
| 9. | Sydney Sherrill | .676 | 2018 |
| 10. | Tiffany Daniels | .673 | 1987 |

PITCHING RECORDS

APPEARANCES

| | | | |
|----|------------------|----|------|
| 1. | Leslie Malerich | 58 | 2000 |
| 2. | Tiffany McDonald | 57 | 2006 |
| 3. | Leslie Malerich | 55 | 2002 |
| 4. | Lacey Waldrop | 48 | 2014 |
| | Kristy Fuentes | 48 | 1997 |
| 6. | Meghan King | 47 | 2016 |
| | Lacey Waldrop | 47 | 2013 |
| | Casey Hunter | 47 | 2005 |
| 9. | Sarah Hamilton | 45 | 2011 |
| | Sarah Hamilton | 45 | 2010 |

INNINGS PITCHED

| | | | |
|-----|------------------------|-------|------|
| 1. | Tiffany McDonald | 329.1 | 2006 |
| 2. | Leslie Malerich | 323.0 | 2000 |
| 3. | Leslie Malerich | 315.1 | 2002 |
| 4. | Kristy Fuentes | 310.0 | 1997 |
| 5. | Toni Gutierrez | 285.1 | 1992 |
| 6. | Christy Larsen | 275.0 | 1991 |
| 7. | Casey Hunter | 268.1 | 2005 |
| 8. | Lacey Waldrop | 266.1 | 2014 |
| 9. | Renee Espinoza | 253.0 | 1996 |
| 10. | Jessica van der Linden | 246.1 | 2004 |

WINS

| | | | |
|----|---------------------------|-----------|-------------|
| 1. | Lacey Waldrop | 38 | 2014 |
| 2. | Leslie Malerich | 35 | 2002 |
| | Leslie Malerich | 35 | 2000 |
| | Toni Gutierrez | 35 | 1992 |
| 5. | Casey Hunter | 33 | 2004 |
| | Christy Larsen | 33 | 1991 |
| 7. | Kristy Fuentes | 32 | 1997 |
| 7. | Kathryn Sandercock | 32 | 2022 |
| | Meghan King | 30 | 2019 |
| | Kylee Hanson | 30 | 2018 |
| | Tiffany McDonald | 30 | 2006 |
| | Renee Espinoza | 30 | 1996 |

STRIKEOUTS

| | | | |
|-----|------------------------|-----|------|
| 1. | Jessica van der Linden | 378 | 2004 |
| 2. | Casey Hunter | 338 | 2005 |
| 3. | Sarah Hamilton | 326 | 2010 |
| 4. | Tiffany McDonald | 312 | 2006 |
| 5. | Sarah Hamilton | 311 | 2009 |
| 6. | Christy Larsen | 307 | 1991 |
| 7. | Toni Gutierrez | 295 | 1992 |
| 8. | Sarah Hamilton | 289 | 2011 |
| 9. | Lacey Waldrop | 287 | 2014 |
| 10. | Casey Hunter | 277 | 2004 |

EARNED RUN AVERAGE

(MINIMUM 100 INNINGS PITCHED)

| | | | |
|-----|----------------|------|------|
| 1. | Julie Larsen | 0.29 | 1985 |
| 2. | Christy Larsen | 0.35 | 1990 |
| 3. | Julie Larsen | 0.37 | 1986 |
| 4. | Marla Looper | 0.42 | 1993 |
| 5. | Toni Gutierrez | 0.46 | 1993 |
| | Tina Kyler | 0.46 | 1985 |
| 7. | Toni Gutierrez | 0.47 | 1992 |
| 8. | Rebecca Aase | 0.51 | 1993 |
| | Debbie DeJohn | 0.51 | 1987 |
| 10. | Debbie DeJohn | 0.53 | 1989 |
| | Shelly Berube | 0.53 | 1985 |

SHUTOUTS

| | | | |
|----|------------------------|----|------|
| 1. | Toni Gutierrez | 23 | 1992 |
| 2. | Jessica van der Linden | 20 | 2004 |
| | Julie Larsen | 20 | 1986 |
| 4. | Leslie Malerich | 16 | 2000 |
| | Julie Larsen | 16 | 1987 |
| 6. | Rene Espinoza | 15 | 1995 |
| | Christy Larsen | 15 | 1990 |
| 8. | Casey Hunter | 14 | 2004 |
| | Toni Gutierrez | 14 | 1991 |
| | Debbie DeJohn | 14 | 1990 |
| | Tina Kyler | 14 | 1985 |

SAVES

| | | | |
|----|---------------------------|----------|-------------|
| 1. | Leslie Malerich | 5 | 1995 |
| 2. | Jessica Burroughs | 4 | 2017 |
| | Jessica Nori | 4 | 2014 |
| | Jessica Nori | 4 | 2012 |
| | Bailey Schinella | 4 | 2012 |
| | Tiffany McDonald | 4 | 2006 |
| | Marla Looper | 4 | 1994 |
| 9. | Kathryn Sandercock | 3 | 2022 |
| | Meghan King | 3 | 2019 |
| | Meghan King | 3 | 2018 |
| | Meghan King | 3 | 2017 |
| | Jessica Burroughs | 3 | 2015 |
| | Sarah Hamilton | 3 | 2010 |
| | Tiffany McDonald | 3 | 2007 |
| | Casey Hunter | 3 | 2005 |
| | Niki Zenger | 3 | 1995 |

FIELDING RECORDS

ASSISTS

| | | | |
|-----|------------------|-----|------|
| 1. | Cindy Lawton | 189 | 1995 |
| 2. | Natalie Bennett | 173 | 2000 |
| 3. | Tami Post | 171 | 1998 |
| 4. | Shannan Mitchem | 165 | 1992 |
| 5. | Natalie Bennett | 156 | 2001 |
| 6. | Jesse McGregor | 153 | 1998 |
| 7. | Jessie Warren | 150 | 2016 |
| 8. | Veronica Wootson | 149 | 2007 |
| 9. | Shannan Mitchem | 148 | 1991 |
| 10. | Jessie Warren | 147 | 2017 |

PUTOUTS

| | | | |
|-----|------------------|-----|------|
| 1. | Kaleigh Rafter | 540 | 2009 |
| 2. | Becky Wallace | 498 | 2000 |
| 3. | Jen Lapicki | 489 | 2010 |
| 4. | Heather Feltmann | 480 | 1994 |
| 5. | Heather Feltmann | 463 | 1995 |
| 6. | Elizabeth Mason | 446 | 2021 |
| 7. | Leslie Adams | 443 | 1992 |
| 8. | Carsyn Gordon | 431 | 2018 |
| 9. | Alex Powers | 421 | 2016 |
| 10. | Victoria East | 418 | 2013 |



1 • HALLIE WACASER

Outfield • Sophomore • Centerton, Ark. • Bentonville West

| CAREER HIGHS | | | | | |
|--------------|---|---------------------------|---------------|---|--------------------------------------|
| Hits: | 2 | vs. Oakland (3/2/22) | RBI: | 2 | vs. Florida A&M (2/23/22) |
| Doubles: | 1 | 3x, last at FIU (3/26/22) | Runs: | 1 | 6x, last vs. Virginia Tech (4/10/22) |
| Triples: | - | | Walks: | 2 | last vs. Pitt (3/6/22) |
| Home Runs: | 1 | vs. Lipscomb (3/15/22) | Stolen Bases: | 1 | 5x, last at Virginia (4/3/22) |



3 • BETHANEY KEEN

Infielder • Senior • Bradenton, Fla. • USF

| CAREER HIGHS | | | | | |
|--------------|---|-------------------------------------|---------------|---|-------------------------------------|
| Hits: | 4 | at New Mexico State (3/10/21) | RBI: | 3 | 6x, last vs. Kennesaw St. (2/12/22) |
| Doubles: | 2 | 2x, last at FGCU (4/18/21) | Runs: | 2 | 5x, last vs. Memphis (5/13/21) |
| Triples: | 1 | 3x, last at North Florida (3/24/21) | Walks: | 3 | at Florida (2/9/20) |
| Home Runs: | 2 | 13x, last vs. Memphis (5/13/21) | Stolen Bases: | 1 | 2x, last at FGCU (4/17/21) |



4 • JAHNI KERR

Outfield • Sophomore • Mableton, Ga. • Wesleyan

| CAREER HIGHS | | | | | |
|--------------|---|---|---------------|---|--|
| Hits: | 3 | vs. Loyola Chicago (2/12/22) | RBI: | 3 | 4x, last vs. Howard (5/20/22) |
| Doubles: | 1 | 10x, last vs. Mississippi State (5/22/22) | Runs: | 1 | 2x, last vs. Pittsburgh (3/5/22) |
| Triples: | 2 | 2x, last vs. Loyola Chicago (2/12/22) | Walks: | 2 | vs. Clemson (5/14/22) |
| Home Runs: | 1 | 5x, last vs. Florida on 5/4/22 | Stolen Bases: | 1 | 4x, last vs. Mississippi State (5/22/22) |



5 • ALLISON ROYALTY

Pitcher • Junior • Corinth, Texas • Arizona State

| CAREER HIGHS | | | | | |
|------------------|-----|-----------------------------------|----------------|----|---------------------------|
| Innings Pitched: | 6.2 | at Oregon State (5/9/22) | Walks Allowed: | 5 | at Utah (4/2/22) |
| Runs Allowed: | 6 | at Utah (4/2/22) | Strikeouts: | 11 | 4x, last at FIU (3.26/22) |
| Earned Runs: | 5 | 3x, last at Oregon State (5/9/22) | Hits Allowed: | 8 | at Oregon State (5/9/22) |



6 • KALEY MUDGE

Outfielder • Junior • Winter Springs, Fla. • Winter Springs

| CAREER HIGHS | | | | | |
|--------------|---|-------------------------------|---------------|---|--------------------------------|
| Hits: | 5 | at Alabama (6/7/21) | RBI: | 3 | at Alabama (6/7/21) |
| Doubles: | 2 | at Pittsburgh (5/8/21) | Runs: | 3 | 2x, last at NC State (5/7/22) |
| Triples: | 1 | 5x las vs. Lipscomb (2/9/23) | Walks: | 2 | 4x, vs. Virginia Tech (4/8/22) |
| Home Runs: | 1 | 4x, last at NC State (5/7/22) | Stolen Bases: | 2 | 2x, last at Oklahoma (6/8/21) |



8 • KALEI HARDING

Catcher/Utility • Junior • Murfreesboro, Tenn. • Blackman

| CAREER HIGHS | | | | | |
|--------------|---|--------------------------------------|---------------|---|--------------------------------------|
| Hits: | 4 | at Georgia Tech (2/18/21) | RBI: | 4 | 5x, last at North Carolina (4/17/22) |
| Doubles: | 2 | 2x, last vs. Lipscomb (2/9/23) | Runs: | 3 | 3x, last vs. Clemson (5/14/22) |
| Triples: | 1 | 4x, last Florida A&M (2/14/23) | Walks: | 2 | 8x, last vs. Howard (5/20/22) |
| Home Runs: | 2 | 3x, last at North Carolina (4/17/22) | Stolen Bases: | 2 | 2x, last vs. Duke (4/11/21) |



9 • DEVYN FLAHERTY

Infield • Junior • Sarasota, Fla. • Riverview Sarasota

| CAREER HIGHS | | | | | |
|--------------|---|---------------------------------|---------------|---|------------------------------------|
| Hits: | 3 | 5x, last at Florida (4/6/22) | RBI: | 4 | at Pittsburgh (5/8/21) |
| Doubles: | 2 | 2x, last at Pittsburgh (5/8/21) | Runs: | 3 | 2x, last vs. Missouri (2/12/21) |
| Triples: | 1 | 5x, last vs. Longwood (2/12/23) | Walks: | 2 | 7x, last at NC State (5/7/22) |
| Home Runs: | 2 | at Syracuse (4/17/21) | Stolen Bases: | 2 | 5x, last at Georgia Tech (2/18/21) |



10 • JOSIE MUFFLEY

INF • Senior • Portage, Mich. • Tulsa

| CAREER HIGHS | | | | | |
|--------------|---|----------------------------|---------------|---|---------------------------------|
| Hits: | 3 | vs. Florida A&M (2/23/22) | Home Runs: | 2 | last vs. Syracuse (4/17/21) |
| Doubles: | 1 | last vs. USF (5/21/22) | RBI: | 3 | last vs. Florida (3/6/21) |
| Triples: | 1 | last vs. Indiana (2/26/22) | Runs: | 3 | last vs. Missouri (2/12/21) |
| | | | Walks: | 2 | vs. Virginia Tech (4/10/22) |
| | | | Stolen Bases: | 1 | last vs. Virginia Tech (4/8/22) |



13 • MACK LEONARD

Pitcher/1B • Senior • Normal, Ill. • Normal Community/Illinois State

| CAREER HIGHS | | | | | |
|------------------|-----|-------------------------------------|----------------|---|-------------------------------------|
| Innings Pitched: | 7.0 | 9x, last at Valparaiso (5/7/21) | Walks Allowed: | 6 | 3x, last vs. Northern Iowa (5/1/21) |
| Runs Allowed: | 11 | 2x, last vs. Virginia Tech (4/9/22) | Strikeouts: | 9 | at FAU (3/7/21) |
| Earned Runs: | 9 | vs. Virginia Tech (4/9/22) | Hits Allowed: | 8 | 4x, last vs. Virginia Tech (4/9/22) |



14 • AUTUMN BELVIY

Outfield • Sophomore • San Diego, Calif. • Arlington

| CAREER HIGHS | | | | | |
|--------------|---|-----------------------------------|---------------|---|----------------------------------|
| Hits: | 1 | vs. Longwood (2/12/23) | RBI: | 2 | vs. Florida A&M (2/14/22) |
| Doubles: | 1 | 2x, last vs Florida A&M (2/14/23) | Runs: | 1 | 12x, last at Pittsburgh (5/8/21) |
| Triples: | - | | Walks: | | |
| Home Runs: | - | | Stolen Bases: | 1 | 2x, last at Lipscomb (3.15/22) |



16 • ALI DUBOIS
Pitcher • Senior • Torrington, Conn. • Torrington/Boston University

| CAREER HIGHS | | | | |
|------------------|-----|--------------------------------|----------------|-----------------------------------|
| Innings Pitched: | 8.0 | 3x, last at Lehigh (4/6/19) | Walks Allowed: | 6 at Providence (3/7/21) |
| Runs Allowed: | 6 | 2x, last at Arkansas (2/22/20) | Strikeouts: | 14 at Merrimack College (3/10/21) |
| Earned Runs: | 6 | at Arkansas (2/22/20) | Hits Allowed: | 11 vs. UConn (2/15/19) |



17 • EMMA WILSON
Pitcher • Junior • Dallas, Ga. • North Paulding

| CAREER HIGHS | | | | |
|------------------|-----|------------------------------|----------------|---------------------------------------|
| Innings Pitched: | 5.2 | vs. Loyola Chicago (2/12/22) | Walks Allowed: | 3 vs Mississippi State (5/22/22) |
| Runs Allowed: | 4 | vs. Virginia Tech (4/9/22) | Strikeouts: | 3 4x, last at FIU (3.26/22) |
| Earned Runs: | 4 | vs. Virginia Tech (4/9/22) | Hits Allowed: | 5 2x, last vs. Virginia Tech (4/9/22) |



20 • KAIA LOPRESTE
Catcher • Senior • Brandon, Fla. • Riverview

| CAREER HIGHS | | | | |
|--------------|---|---------------------------------------|---------------|---------------------------------------|
| Hits: | 2 | 6x, last at Boston College (3/27/21) | RBI: | 2 2x, last vs. Detroit Mercy (3/8/20) |
| Doubles: | 1 | 8x, last vs. Loyola Chicago (2/12/22) | Runs: | 1 6x, last vs. Detroit Mercy (3/8/20) |
| Triples: | - | - | Walks: | 2 vs. Florida A&M (2/23/22) |
| Home Runs: | 1 | vs. Longwood (3/6/20) | Stolen Bases: | - |




21 • MADI BALK
Pitcher • Freshman • Lancaster, N.Y. • Lancaster

| CAREER HIGHS | | | | |
|------------------|-----|--------------------|----------------|----------------------|
| Innings Pitched: | 1.0 | vs. FAMU (2/14/23) | Walks Allowed: | 1 vs. FAMU (2/14/23) |
| Runs Allowed: | 0 | vs. FAMU (2/14/23) | Strikeouts: | 1 vs. FAMU (2/14/23) |
| Earned Runs: | 0 | vs. FAMU (2/14/23) | Hits Allowed: | 0 vs. FAMU (2/14/23) |



24 • MADI FREY
Catcher/Utility • Freshman • Lutz, Fla. • George Steinbrenner

| CAREER HIGHS | | | | |
|--------------|---|---|---------------|---|
| Hits: | - | - | RBI: | - |
| Doubles: | - | - | Runs: | - |
| Triples: | - | - | Walks: | - |
| Home Runs: | - | - | Stolen Bases: | - |



27 • KRYSTINA HARTLEY

Infield • Sophomore • St. Petersburg, Fla. • Northeast

| CAREER HIGHS | | | |
|--------------|---|---------------------------|--|
| Hits: | 1 | 2x, last at FIU (3/26/22) | RBI: 1 at Troy (3/23/22) |
| Doubles: | 1 | at FIU (3/26/22) | Runs: 1 6x, last vs. Virginia Tech (4/9/22) |
| Triples: | - | | Walks: - |
| Home Runs: | - | | Stolen Bases: 1 2x last vs. Lipscomb (2/12/23) |



30 • AVERY WEISBROOK

Infielder • Freshman • Torrance, Calif. • South Torrance

| CAREER HIGHS | | RBI: - | |
|--------------|---|---------------|---|
| Hits: | - | Runs: | - |
| Doubles: | - | Walks: | - |
| Triples: | - | Stolen Bases: | - |
| Home Runs: | - | | |



31 • MAKENNA REID

Pitcher • Freshman • Portland, Ore. • Tigard

| CAREER HIGHS | | Walks Allowed: - | |
|------------------|-----|-------------------|----------------------|
| Innings Pitched: | 3.2 | Lipscomb (2/9/23) | Strikeouts: 6 |
| Runs Allowed: | - | Hits Allowed: - | 2 Longwood (2/11/23) |
| Earned Runs: | - | | |



32 • KATHRYN SANDERCOCK

Pitcher • Senior • McLean, Va. • Bishop O'Connell

| CAREER HIGHS | | | |
|------------------|-----|--------------------------------------|--|
| Innings Pitched: | 8.1 | vs. Virginia Tech (4/8/22) | Walks Allowed: 4 2x last at Georgia Tech (3/11/22) |
| Runs Allowed: | 6 | 2x, Last vs. Virginia Tech (4/10/22) | Strikeouts: 10 at Georgia Tech (3/13/22) |
| Earned Runs: | 6 | vs. Missouri 92/13/21) | Hits Allowed: 10 vs. Florida Atlantic (2/17) |



51 • MICHAELA EDENFIELD

Catcher • Sophomore • Sneads, Fla. • Sneads

| CAREER HIGHS | | | |
|--------------|-------------------------------|--------------------------------|-------------------------------------|
| Hits: | 3 | 2x, last vs. Lipscomb (2/9/23) | RBI: 5 at Troy (3/23/22) |
| Doubles: | 1 | 6x, last vs. Lipscomb (2/9/23) | Runs: 3 at Troy (3/23/22) |
| Triples: | - | Home Runs: 2 | Walks: 3 at North Florida (3/30/22) |
| Home Runs: | 2x, last at Virginia (4/1/22) | | Stolen Bases: - |



77 • KATIE DACK

Catcher/UT • Sophomore • Parker, Colo. • Rock Canyon

| CAREER HIGHS | | | |
|--------------|---|----------------------------------|--|
| Hits: | 3 | 2x, last vs. Minnesota (5/21/22) | RBI: 4 3x, last at Georgia (3/27/22) |
| Doubles: | 2 | vs. Kansas (2/20/22) | Runs: 3 last vs. Abilene Christian (4/1/22) |
| Triples: | 1 | 2x last vs. Lipscomb (2/9/23) | Walks: 3 vs. Abilene Christian (4/2/22) |
| Home Runs: | 1 | 14x, last vs. Purdue (2/11/23) | Stolen Bases: 1 2x, last at Auburn (3/13/22) |

2023 TEAM PHOTO ROSTER



1

Hallie Wacaser
SO - OF
Centerton, Ark.



3

Bethaney Keen
SR - INF
Bradenton, Fla.



4

Jahni Kerr
SO - OF
Mableton, Ga.



5

Allison Royalty
JR - P
Corinth, Texas



6

Kaley Mudge
JR - OF
Winter Springs, Fla.



8

Kalei Harding
JR - UT
Murfreesboro, Tenn.



9

Devyn Flaherty
JR - INF
Sarasota, Fla.




10

Josie Muffley
SR - INF
Portage, Mich.



12

Amaya Ross
SO - INF
Jacksonville, Fla.



13

Mack Leonard
SR - P/1B
Normal, Ill.



14

Autumn Belviy
SO - OF
San Diego, Calif.



16

Ali DuBois
SR - P
Torrington, Conn.



17

Emma Wilson
SR - P
Dallas, Ga.



20

Kaia LoPreste
SR - C
Brandon, Fla.



21

Madi Balk
FR - P
Lancaster, New York



24

Madi Frey
FR - C/UT
Lutz, Fla.



27

Krystina Hartley
SO - INF
St. Petersburg, Fla.



30

Avery Weisbrook
FR - INF
Torrance, Calif.



31

Makenna Reid
FR - P
Portland, Ore.



32

Kathryn Sandercock
SR - P
McLean, Va.



51

Michaela Edenfield
SO - C
Sneads, Fla.



77

Katie Dack
SO - C/UT
Parker, Colorado



HG

Lonni Alameda
Head Coach



AG

Travis Wilson
Assistant Coach



AG

Troy Cameron
Assistant Coach



AG

Kaleigh Rafter
Volunteer Assistant Coach