



2023 FLORIDA STATE SOFTBALL

1981 & 1982 AIAW National Champions - 2018 NCAA National Champions, 2021 National Runner-Ups
 11 WCWS Appearances (1987, '90, '91, '92, '93, 2002, '04, '14, '16, '18, '21)
 18 Atlantic Coast Conference Championships (1992, '93, '95, '96, '97, '98, '99, 2000, '03, '04, '11, '14, '15, '16, '17, '18, '19, '23)
 34 NCAA Championship Appearances - 34 All-Americans - 54 All-America Honors - 149 All-ACC Honors

2023 SCHEDULE | H: O-O; A; O-O; N O-O

Feb. 9	Lipscomb! (ACCNX)	4:00pm
Feb. 09	Lipscomb! (ACCNX)	6:00pm
Feb. 10	Longwood! (ACCNX)	1:30pm
Feb. 11	Longwood! (ACCNX)	2:30pm
Feb. 11	Purdue! (ACCNX)	4:45pm
Feb. 14	Florida A&M (ACCNX)	6:00pm
Feb. 16	vs. No. 15 Arizona* (ESPNU)	4:00pm
Feb. 17	vs. No. 6 Arkansas* (ESPNU)	1:00pm
Feb. 18	vs. No. 2 UCLA* (ESPNU)	10:00am
Feb. 19	vs. No. 24 Louisiana* (ESPN+)	1:00pm
Feb. 19	vs. No. 7 Alabama* (ESPN)	5:00pm
Feb. 22	North Florida	6:00pm
Feb. 23	Florida Gulf Coast@	6:00pm
Feb. 24	Lamar@	2:30pm
Feb. 24	Florida Gulf Coast@	4:45pm
Feb. 25	Lamar@	2:30pm
Feb. 25	Troy@	4:45pm
Mar. 3	UMass\$	2:30pm
Mar. 3	Colgate\$	4:45pm
Mar. 4	Georgia Southern\$	12:15 p.m.
Mar. 4	Colgate\$	2:30pm
Mar. 5	Georgia Southern\$	11:15pm
Mar. 10	at No. 3 Oklahoma State	7:00 p.m.
Mar. 11	at No. 3 Oklahoma State	3:00 p.m.
Mar. 12	at No. 3 Oklahoma State	3:00 p.m.
Mar. 14	at No. 1 Oklahoma	7:00pm
Mar. 17	Syracuse*	6:00pm
Mar. 18	Syracuse*	1:00pm
Mar. 19	Syracuse*	2:00pm
Mar. 24	at No. 19 Duke*	6:00pm
Mar. 25	at No. 19 Duke*	1:00pm
Mar. 26	at No. 19 Duke*	12:00pm
Mar. 31	Georgia Tech*	6:00pm
Apr. 1	Georgia Tech*	1:00pm
Apr. 2	Georgia Tech*	2:00pm
Apr. 6	at No. 10 Clemson*	6:00pm
Apr. 7	at No. 10 Clemson*	7:00pm
Apr. 8	at No. 10 Clemson*	12:00pm
Apr. 12	Jacksonville	6:00pm
Apr. 14	Virginia*	6:00pm
Apr. 15	Virginia*	1:00pm
Apr. 16	Virginia*	12:00pm
Apr. 18	at Stetson	3:00pm
Apr. 20	at No. 11 Virginia Tech*	7:00pm
Apr. 21	at No. 11 Virginia Tech*	6:00pm
Apr. 22	at No. 11 Virginia Tech*	2:00pm
Apr. 26	No. 5 Florida	6:00pm
Apr. 28	at Notre Dame*	6:00pm
Apr. 29	at Notre Dame*	1:00pm
Apr. 30	at Notre Dame*	12:00pm
May 3	at No. 5 Florida	6:00pm
May 5	Louisville*	6:00pm
May 6	Louisville*	2:00pm
May 7	Louisville*	12:00pm
May 10-13	ACC Tournament	TBA

All times listed as eastern time | Home games in bold
 Dates, times and TV designations are subject to change

*ACC Conference Game
 ! JoAnne Graf Classic
 # ESPN St. Pete/Clearwater Invitational
 @ Unconquered Invitational
 \$ Dugout Club Classic

Ranking - USA Softball

JOANNE GRAF CLASSIC



4 Florida State
 (2022 Record: 54-7, 19-5)



Longwood
 (2022 Record: 34-24, 21-16)



Lipscomb
 (2022 Record: 20-32, 10-14)



Purdue
 (2022 Record: 24-31, 7-15)

QUICK HITS

- » Florida State is ranked No. 4 by USA Softball and No. 5 by the NFCA. The Noles have been ranked in 140 consecutive polls by USA Softball.
- » FSU returns all but two starters from last year's ACC Championship team that went 55-7, including six out of its top seven hitters.
- » Head Coach Lonni Alameda returns for her 15th season at Florida State and her 20th season overall. Alameda received a long-term contract extension this past offseason.
- » The Noles were picked to win the ACC for the 10th-straight season.
- » Five Seminoles were named to the Preseason All-ACC Team. Devyn Flaherty, Mack Leonard, Kathryn Sandercock, Kaley Mudge and Kalei Harding were each named to the team.
- » Sandercock and Leonard were named to the Top 50 Watch List for USA Softball's Collegiate Player of the Year.
- » The Seminoles have a combined all-time record of 12-1 against Lipscomb, Longwood and Purdue.
- » This will be the 5th time the Seminoles have hosted the JoAnne Graf Classic. The Seminoles are 18-1 in the JoAnne Graf Classic.
- » The Seminoles have not lost a season opener since 2014.
- » The Seminoles have not missed an NCAA Tournament since 1999. 19 out of the Seminoles' 22 players were not born the last time the Seminoles missed the NCAA Tournament.

JoAnne Graf Classic Schedule

Lipscomb vs. Florida State (4 p.m.)

Lipscomb vs. Florida State (Approximately 30 minutes following game one)

Friday, Feb. 10

Longwood vs. Purdue (9 a.m.)

Lipscomb vs. Purdue (11:15 p.m.)

Longwood vs. Florida State (1:30 p.m.)

Saturday, Feb. 11

Purdue vs. Lipscomb (10 a.m.)

Longwood vs. Lipscomb (12:15 p.m.)

Longwood vs. Florida State (2:30 p.m.)

Purdue vs. Florida State (4:45 p.m.)

Sunday, Feb. 12

Longwood vs. Purdue (9 a.m.)

2023 QUICK FACTS

Location.....Tallahassee, Fla.
Founded..... 1851
Enrollment..... 41,473
Symbol..... Seminoles
Colors..... Garnet and Gold
Conference..... Atlantic Coast
President..... Richard McCullough
Athletics Director..... Michael Alford

Head Coach..... Lonni Alameda
Alma Mater..... Oklahoma '93
Career Record..... 815-345-4 (19 years)
FSU Record..... 658-187-1 (15 years)
Assistant Coach..... Travis Wilson
Alma Mater..... Canterbury '96
Assistant Coach..... Troy Cameron
Alma Mater..... Florida Atlantic '12

Home Field..... JoAnne Graf Field
Dimensions..... Lines - 200', Center - 220'
Capacity..... 1,000

First Year of Softball..... 1978
All-Time Record..... 2,166-694-7
ACC Titles..... 18*
..... *includes tie with Maryland in 1997
National Titles (AIAW)..... 2 (1981, 1982)
National Titles (NCAA)..... 1 (2018)
NCAA Regional Appearances..... 34
NCAA Super Regional Appearances..... 9
WCWS Appearances..... 11
NCAA Tournament Record..... 100-75

2022 Record..... 54-7
2022 ACC Record..... 26-6
2022 ACC Finish..... 1st
Starters Returning..... 8
Pitchers Returning..... 4
Letterwinners R/L..... 15/5
Newcomers..... 6

Softball Oversight..... Cindy Hartmann
Softball SID..... Tim Hofmann
..... thofmann@fsu.edu
..... 402-984-4761
Website..... seminole.com
Mailing Address..... 403 Stadium Drive W.
..... Tallahassee, FL 32306

Twitter..... @FSU_Softball
Facebook..... /FSUSoftball
Instagram..... /fsusoftball

WELCOME TO THE GAUNTLET

» The Seminoles have one of the toughest schedules in the country this season. The Seminoles will play 20 games against teams ranked in the top 25, 19 of those games being away from Tallahassee. 19 out of the Seminoles road or neutral site games are against teams in the preseason top 25.

TRANSFERRING TO TALLY

» The Seminoles added two key transfers in the offseason in Allison Royalty and Katie Dack.
» Dack was named to the All-SEC Second Team for Texas A&M in 2022. Dack made 43 starts and 57 appearances for the Aggies. She hit .303 while driving in 40 runs and hitting 13 home runs.
» Royalty comes from Arizona State where she appeared in the circle 47 times in two seasons. Royalty held a 3.54 ERA in her two seasons with a 13-7 record.

A WHOLE LOT OF EXPERIENCE

» The Seminoles will return seven out of its nine starters from last season and six out of its seven top hitters.
» The Noles return eight fourth or fifth year players from last year's ACC Championship team.

HEADING TO THE HALL OF FAME

» This past December, the NFCA announced that Head Coach Lonni Alameda will be inducted into the NFCA Hall of Fame in December of 2023. Alameda picked up her 800th win as a Division I head coach on April 17, 2022, against North Carolina.

PRESEASON ALL-ACC

» For the 10th-straight season, the Seminoles were picked to win the ACC.
» The Seminoles play preseason ranked No. 2, No. 3, No. 4 and No. 5 all on the road
» The Seminoles once again put the most players on the Preseason All-ACC Team with five total players (Devyn Flaherty, Mack Leonard, Kathryn Sandercock, Kaley Mudge and Kalei Harding).

PRESEASON TOP 100 PLAYERS

» Kathryn Sandercock (No. 7), Kalei Harding (No. 80) and Mack Leonard (No. 84) were all named to DI Softball's Preseason Top 100 List
» Sandercock, Harding and Leonard were ranked No. 7, No. 57 and No. 60 on Extra Inning's Preseason Top 100 list.

TOP 50 PRESEASON PLAYER OF THE YEAR LIST

» Kathryn Sandercock and Mack Leonard were named to the USA Softball's Top 50 Player of the Year Watch List on Jan. 25.
» It marks the 10th season in a row Florida State placed a student-athlete on the preseason watch list as they join Sandercock and Sherrill in 2022, Sherrill in 2020 and 2021, Meghan King and Sherrill in 2019, King and Jessie Warren in 2018, Jessica Burroughs and Alex Powers in 2017, Burroughs in 2016, Lacey Waldrop and Maddie O'Brien in 2015 and Waldrop in 2014.
» Waldrop won the award in 2014 after leading the NCAA with 38 wins and finished third nationally with a 1.13 ERA. Florida State was the first school in the nation with multiple winners of the USA Softball Player of the Year award, as Jessica van der Linden was given the national award in 2004.

AREA 51 IS BACK

» Redshirt sophomore catcher Michaela Edenfield has hit 16 home runs last season that left the park in a hurry, making the outfield Area 51. Spectators better look out for unidentified flying objects.
» Edenfield was named to the All-ACC Second Team in 2022.
» Named to the NFCA Southeast All-Region Third Team in 2022.
» Was a top 10 finalist for the 2022 Schutt Sports/NFCA Division 1 National Freshman of the Year.
» She ranked 40th in the country with 16 home runs in 2022.
» She was named the ACC's Player of the week twice in 2022 once after the St. Pete Clearwater Invitational after she hit three home runs, one each against Texas, UCF and UCLA. and after going 6-for-14 with 10 RBI and six runs against Virginia.

SANDERCOCK'S DOMINANCE FOR THE SEMINOLES

» On a long list of great Seminole pitchers, Kathryn Sandercock is near the top as she enters her fifth season with the Garnet and Gold.
» Sandercock holds a 79-8 record and a 1.56 ERA in four seasons with the Seminoles.

SANDERCOCK RECORD WATCH

- » Kathryn Sandercock has the chance to put her stamp on the Florida State record during the 2022 season.
- » Sandercock needs just five saves to be the school record holder in saves.
- » She needs 31 wins to be the all-time FSU leader in wins.
- » She needs just 44 appearances from being FSU's all-time leader in appearances.

FSU CAREER TOP 10

APPEARANCES

1.	Leslie Malerich	179	1999-02
2.	Meghan King	173	2016-19
3.	Lacey Waldrop	170	2012-15
4.	Tiffany McDonald	163	2005-08
5.	Jessica Burroughs	152	2014-17
6.	Sarah Hamilton	149	2008-11
7.	Terese Gober	141	2007-10
8.	Casey Hunter	137	2002-05
9.	Kathryn Sandercock	136	2019-Pr.
10.	Jen White-Stokes	135	1998-01

SAVES

1.	Leslie Malerich	12	1999-02
2.	Meghan King	11	2016-19
3.	Jessica Burroughs	9	2014-17
	Jessica Nori	9	2011-14
5.	Sarah Hamilton	8	2008-11
	Tiffany McDonald	8	2005-07
	Kathryn Sandercock	8	2019-Pr.
8.	Lacey Waldrop	7	2012-15
	Casey Hunter	7	2002-05
10.	Bailey Schinella	5	2012-15
	Marla Looper	5	1993-94
	Terese Gober	5	2007-10

WINS

1.	Lacey Waldrop	109	2012-15
2.	Meghan King	108	2016-19
3.	Leslie Malerich	107	1999-02
4.	Jessica Burroughs	92	2014-17
5.	Debbie DeJohn	90	1987-90
6.	Casey Hunter	85	2002-05
	Julie Larsen	85	1985-88
8.	Tiffany McDonald	79	2005-08
	Kathryn Sandercock	79	2019-Pr.
8.	Lacey Waldrop	7	2012-15
	Casey Hunter	7	2002-05
10.	Bailey Schinella	5	2012-15
	Marla Looper	5	1993-94
	Terese Gober	5	2007-10

MAKING HOME A LITTLE MORE COMFORTABLE

- » The Florida State Softball Complex added several features to the facility before the 2023 season.
- » The Noles added a brand new video board that sits in right center field.
- » The Noles added turn in foul territory in the infield.
- » A new deck on what used to be the left field berm now gives fans the opportunity to bring chairs that can sit on a platform while having a drink rail in front of them.
- » In right field, there will now be premium seating where fans will be treated with exclusive food and drink above the batting cages. Fans will also have a terrific seat with the overhang right above the right field bullpen.

NOLES IN THE SPOTLIGHT

The Florida State softball team will appear on national television 16 times throughout the 2023 season ESPN announced on Wednesday morning. The Seminoles' 16 appearances are the most among preseason top five teams and are six more than the second-most team (Florida - 10).

The Seminoles will begin its TV campaign at the 2023 TaxAct Clearwater Invitational where four out of its five games in Clearwater will be on national TV including a battle with Alabama on Sunday, Feb. 19 that will be aired on ESPN.

The ACC Network will carry 10 of the Seminoles' ACC games this season including matchups with preseason top 25 opponents in Duke, Clemson and Virginia Tech.

ESPN2 will carry two of the Seminoles' games against Clemson on Apr. 7 and Virginia Tech on Apr. 20. The Seminoles' matchup with the Florida Gators on May 3 will be aired on ESPNU.

HEAD COACH LONNI ALAMEDA



2005 NFCA West Region Coach of the Year
2005 MWC Coach of the Year
2007 MWC Coach of the Year
2013 ACC Coach of the Year
2014 ACC Coach of the Year
2015 ACC Coach of the Year
2016 ACC Coach of the Year
2017 ACC Coach of the Year
2018 NFCA National Coaching Staff of the Year
Coaching History

Florida State (Head Coach)	2009-Present
UNLV (Head Coach)	2004-08
Stanford (Associate Head Coach)	1996-2004
Barry University (Assistant Coach)	1994-96

Coaching Ledger

Year	Record	Conf.	Finish	Postseason
UNLV				
2004	25-35	7-13	5th	N/A
2005	44-19	17-3	2nd	NCAA Reg
2006	26-37	8-12	4th	N/A
2007	37-27	12-8	2nd	N/A
2008	25-40-1	5-15	6th	N/A
Florida State				
2009	44-16	17-4	2nd	NCAA Reg
2010	44-18	12-9	3rd	NCAA Reg
2011	32-28	9-11	1st	NCAA Reg
2012	47-16	16-5	2nd	NCAA Reg
2013	44-19	18-2	1st(R)	NCAA Supers
2014	55-9	24-3	1st	WCWS
2015	49-14	20-3	1st	NCAA Supers
2016	55-10	21-2	1st	WCWS Semis
2017	55-8-1	24-0	1st	NCAA Supers
2018	58-12	21-3	1st	National Champs
2019	55-10	19-5	1st	NCAA Supers
2020	17-7	0-0	Season Cut Short due to COVID-19	
2021	49-13-1	26-5-1	2nd	National Runner-Ups
2022	54-7	19-5	1st	NCAA Reg

Overall: 815-345-3 FSU: 658-187-2 ACC: 246-57-1

Alameda versus the ACC since 2009

Opponent	Record	Current Streak
Boston College	37-2 (.949)	Won 1
Clemson	4-0 (1.000)	Won 4
Duke	7-0 (1.000)	Won 7
Georgia Tech	26-10 (.722)	Won 21
Louisville	13-5-1 (.733)	Tied 1
North Carolina	26-9 (.743)	Won 1
NC State	35-5 (.875)	Won 4
Notre Dame	19-5 (.750)	Won 5
Pitt	20-3 (.870)	Lost 1
Syracuse	23-0 (1.000)	Won 23
Virginia	30-3 (.909)	Won 16
Virginia Tech	26-11 (.703)	Won 1

2022 OVERALL STATISTICS



2022 Florida State Softball Overall Statistics for Florida State (as of May 22, 2022) (All games Sorted by Batting avg)



Record: 54-7 Home: 26-6 Away: 19-1 Neutral: 9-0 ACC: 19-5

Player	avg	gp-gs	ab	r	h	2b	3b	hr	rbi	tb	slg%	bb	hp	so	gdp	ob%	sf	sh	sb-att	po	a	e	fld%
13 Mack Leonard	.375	60-60	176	31	66	15	1	8	49	107	.608	31	1	21	0	.467	2	0	1-2	335	10	4	.989
6 Kaley Mudge	.358	54-51	176	44	63	9	3	4	26	90	.511	20	0	17	0	.415	4	0	13-18	86	2	0	1.000
9 Devyn Flaherty	.355	61-61	186	45	66	12	2	6	31	100	.538	15	3	16	1	.406	3	0	26-29	75	123	4	.980
24 Sydney Sherrill	.321	61-61	162	49	52	16	0	9	41	95	.586	51	2	18	0	.484	2	0	11-11	55	141	5	.975
8 Kalei Harding	.304	61-60	184	46	56	11	0	15	53	112	.609	21	1	27	1	.371	4	0	11-12	110	4	4	.966
51 Michaela Edenfield	.293	61-61	157	36	46	4	0	16	50	98	.624	39	2	45	1	.435	2	0	1-1	308	20	3	.991
4 Jahni Kerr	.261	60-60	180	25	47	10	2	5	35	76	.422	10	0	35	2	.297	2	1	4-6	51	1	1	.981

3 Bethaney Keen	.278	13-10	18	3	5	1	0	0	6	6	.333	6	2	1	0	.500	0	0	0-0	66	0	1	.985
10 Josie Muffley	.267	47-38	75	16	20	2	1	0	8	24	.320	11	0	7	1	.356	1	7	6-7	44	50	3	.969
5 Brooke Blankenship	.214	42-23	56	14	12	0	1	1	7	17	.304	11	2	5	0	.362	0	0	4-4	25	40	2	.970
20 Kaia LoPreste	.211	19-5	19	0	4	1	0	0	1	5	.263	3	0	1	0	.318	0	0	0-0	40	3	0	1.000
27 Krystina Hartley	.200	23-0	10	6	2	1	0	0	1	3	.300	0	0	6	0	.200	0	0	1-2	0	2	0	1.000
12 Amaya Ross	.190	50-12	42	18	8	1	1	3	10	20	.476	10	1	14	0	.358	0	0	12-14	4	3	0	1.000
1 Hallie Wacaser	.167	46-30	90	6	15	3	0	1	8	21	.233	10	2	12	1	.257	3	0	5-6	11	0	0	1.000
28 Chloe Culp	.164	41-14	61	4	10	1	0	2	9	17	.279	2	2	18	0	.212	1	0	0-0	0	0	0	.000
14 Autumn Belviy	.000	47-1	14	11	0	0	0	0	2	0	.000	0	1	8	0	.063	1	0	3-4	9	0	1	.900
88 Katie Bright	.000	19-2	4	0	0	0	0	0	0	0	.000	0	0	0	0	.000	0	0	0-0	32	2	1	.971
26 D'Aun Riggs	.000	29-0	3	9	0	0	0	0	0	0	.000	0	0	2	0	.000	0	0	5-6	0	0	0	.000
2 Maegan Tomlinson	.000	1-1	0	0	0	0	0	0	0	0	.000	0	0	0	0	.000	0	0	0-0	0	0	0	.000
22 Brianna Enter	.000	3-1	0	0	0	0	0	0	0	0	.000	0	0	0	0	.000	0	0	0-0	0	2	1	.667
17 Emma Wilson	.000	2-1	0	0	0	0	0	0	0	0	.000	0	0	0	0	.000	0	0	0-0	1	5	0	1.000
31 Danielle Watson	.000	4-3	0	0	0	0	0	0	0	0	.000	0	0	0	0	.000	0	0	0-0	2	20	0	1.000
Totals	.293	61	1613	363	472	87	11	70	337	791	.490	240	19	253	7	.385	25	8	103-122	1260	477	31	.982
Opponents	.199	61	1525	148	304	45	7	39	140	480	.315	114	26	374	15	.265	8	12	26-33	1176	394	67	.959

LOB - Team (367), Opp (278). DPs turned - Team (25), Opp (17). IBB - Team (3), Edenfield, M 2, Harding, K. 1, Opp (4). Picked off - Flaherty, D. 1.

(All games Sorted by Earned run avg)

Player	era	w-l	app	gs	cg	sho	sv	ip	h	r	er	bb	so	2b	3b	hr	b/avg	wp	hp	bk	sfa	sha
32 Kathryn Sandercock	1.44	30-3	44	25	8	6/8	3	194.1	131	44	40	30	159	23	0	12	.189	4	11	0	2	5
31 Danielle Watson	2.34	17-4	32	22	3	2/7	1	134.2	95	56	45	53	147	16	2	14	.194	5	10	0	3	3

22 Brianna Enter	1.44	2-0	13	3	0	0/4	0	24.1	18	6	5	5	24	2	1	1	.205	1	1	0	1	1
13 Mack Leonard	3.36	3-0	20	2	0	0/6	2	33.1	28	21	16	14	24	3	1	2	.220	2	2	0	1	1
17 Emma Wilson	3.78	2-0	20	9	0	0/7	1	33.1	32	21	18	12	20	1	3	10	.252	5	2	0	1	2
Totals	2.07	54-7	61	61	11	20/12	7	420.0	304	148	124	114	374	45	7	39	.199	17	26	0	8	12
Opponents	5.36	7-54	61	61	18	2/0	0	392.0	472	363	300	240	253	87	11	70	.293	40	19	0	25	8

PB - Team (5), Edenfield, M 4, Bright, K. 1, Opp (18). Pickoffs - Team (2), Edenfield, M 2, Opp (1). SBA/ATT - Edenfield, M (23-28), Sandercock K (15-19), Watson, D. (10-12), LoPreste, K. (3-5), Leonard, M. (0-1), Enter, B. (1-1).

LAST TIME IT HAPPENED

TEAM

Defeated a No. 1 team	vs. No. 1 Oklahoma (8-4) - WCWS, June 8, 2021
Defeated a top-five team	vs. No. 5 Virginia Tech (8-6), April 10, 2022
Defeated a top-10 team	vs. No. 7 Oklahoma State (2-1), April 29, 2022
Defeated a top-25 team	vs. No. 15 Clemson (8-6), May 14, 2022
Won when trailing after six innings	at No. 15 LSU (4-3), May 28, 2021
Lost when leading after six innings	vs. No. 21 Duke (Led 3-2 after 6), May 14, 2021
Scored 10-14 runs	at NC State (10-6), May 7, 2022
Scored 15-19 runs	vs. Detroit Mercy (16-0), March 8, 2020
Scored 20 or more runs	vs. Detroit Mercy (22-0), February 8, 2020
Allowed 5-9 runs	vs. Mississippi State (0-5), May 22, 2022
Allowed 10-14 runs	at Louisville (9-10), April 8, 2019
Allowed 15 or more runs	vs. No. 5 Virginia Tech (9-23), April 9, 2022
Recorded 10-14 hits	vs. No. 12 Duke (10), May 13, 2022
Recorded 15 or more hits	vs. Detroit Mercy (15), February 8, 2020
Hit five doubles	at Virginia, April 3, 2022
Hit six doubles	vs. Samford, February 24, 2019
Hit seven or more doubles	at Georgia Tech (7), April 1, 2018
Hit two triples	vs. Mercer, February 11, 2022
Hit three or more triples	vs. No. 19 Louisiana (3), April 4, 2018
Hit three home runs	at Troy (12-0), March 23, 2022
Hit four home runs	at North Carolina (4), February 17, 2022
Hit five or more home runs	at NC State (7), May 7-8, 2022
Hit back-to-back home runs	at NC State (Sydney Sherrill and Kalei Harding), May 7, 2022
Hit three consecutive home runs	vs. USF - NCAA Regionals (Cali Harrod, Carsyn Gordon and Sydney Sherrill), May 18, 2019
Hit four consecutive home runs	vs. USF - NCAA Regionals (Zoe Casas, Cali Harrod, Carsyn Gordon and Sydney Sherrill), May 18, 2019
Hit three home runs in an inning	at Syracuse (Anna Shelnett, Cassidy Davis and Devyn Flaherty), April 17, 2021
Hit four home runs in an inning	vs. USF - NCAA Regionals (Zoe Casas, Cali Harrod, Carsyn Gordon and Sydney Sherrill - fifth inning), May 18, 2019
Stole six bases	vs. South Alabama, February 16, 2022
Stole seven bases	vs. Toledo, March 2, 2019
Stole eight or more bases	8 vs. No. 20 Duke, April 11, 2021
Drew 10 or more walks	vs. Florida A&M (10), February 23, 2022
Did not draw a walk	vs. NC State, May 1, 2021
Did not strikeout	at Boston College, March 26, 2021
Shutout a team	vs. No. 17 Clemson (6-0), April 23, 2022
Was shutout	vs. Mississippi State (0-5), May 22, 2022
Pitched a no-hitter	vs. No. 24 UCF (Kathryn Sandercock, Emma Wilson), February 20, 2022
Pitched a perfect game	vs. Northern Iowa (Meghan King & Cassidy Davis), 9-0 in five innings, February 23, 2018
Was no-hit	vs. No. 6 Oregon (Megan Kleist), FSU won 2-1, March 4, 2018

INDIVIDUAL

Recorded five or more at bats	Kaley Mudge and Sydney Sherrill (5), at NC State (10-6), May 7-8, 2022
Scored four or more runs in a game	Sydney Sherrill (4), vs. Detroit Mercy, February 8, 2020
Had four or more hits in a game	Kaley Mudge (5), vs. No. 1 Oklahoma June 8, 2021
Had at least a 10-game hitting streak	Devyn Flaherty (14), February 11-26, 2022
Had at least a 15-game hitting streak	Makinzy Herzog (15), March 2-20, 2019
Hit two doubles in a game	Sydney Sherrill (2) vs. UNF, March 30, 2022
Hit three or more doubles in a game	Carsyn Gordon (3), at Georgia Tech, April 1, 2018
Hit two or more triples in a game	Dani Morgan (2), at Syracuse, April 8, 2017
Hit two or more home runs in a game	Sydney Sherrill (3) at NC State (10-6), May 7-8, 2022
Hit two or more home runs in an inning	Anna Shelnett (three-run, grand slam - third inning), vs. Virginia - ACC, May 11, 2017
Hit a grand slam	Kalei Harding vs. No. 5 Virginia Tech (9-23), April 9, 2022
Hit for the cycle	Ashley Stager, vs. Virginia, May 1, 2010
Hit a walk-off home run	Jahni Kerr vs. No. 11 Florida (2-1), May 4, 2022
Hit an inside-the-park home run	Carsyn Gordon (solo), vs. Auburn (2-1 in 8 inn) - NCAA Regionals, May 19, 2018
Stole home	Morgan Noah, vs. Toledo, March 2, 2019
Stole three bases in a game	Josie Muffley at Georgia Tech, February 19, 2021
Stole four bases or more in a game	Cali Harrod (4), at North Florida, March 10, 2018
Drew three walks in a game	Sydney Sherrill at Virginia April 2, 2022
Drew four or more walks in a game	Sydney Sherrill (4), at No. 22 UCF, March 4, 2020
Was hit by at least two pitches in a game	Josie Muffley (2), vs. Auburn, March 21, 2021
Recorded five RBIs in a game	Mack Leonard (5) vs. UNF, March 30, 2022
Recorded six RBIs in a game	Cassidy Davis, vs. Troy, March 21, 2018
Recorded seven or more RBI in a game	Anna Shelnett (7), vs. Virginia - ACC, May 11, 2017
Two players had four or more RBI in a game	Cassidy Davis (6) and Sydney Sherrill (4), vs. Troy, March 21, 2018
Three players had four or more RBI in a game	Ellie Cooper (5), Alex Powers (4) and Carsyn Gordon (4), at Syracuse, April 8, 2017
First career hit was a home run	Emma Wilson, vs. Louisville, April 23, 2021
Pitched a no-hitter	Meghan King, vs. NC State, March 22, 2019
Pitched a perfect game	Meghan King and Cassidy Davis, vs. Northern Iowa, February 23, 2018
Had 10-14 strikeouts	Kathryn Sandercock (10) at Georgia Tech (3-2), March 13, 2022
Had 15 or more strikeouts	Lacey Waldrop (18), at Florida, March 27, 2013
Won 10-14 consecutive decisions	Kathryn Sandercock (14), February 26, 2021 to April 18, 2021
Won 15-20 consecutive decisions	Kathryn Sandercock (19), February 11, 2022 to April 7, 2022
Won 20 or more consecutive decisions	Meghan King (22), April 28, 2018 to March 6, 2019

#FSACC

FIVE CORE VALUES OF FLORIDA STATE SOFTBALL

F

FAMILY - When you play softball at Florida State, you don't just play for a team, you play for a family. Each person cares for their teammates as if they were a sister, committing to each other through thick and thin. As members of an extended softball family, each one motivates the other and enjoys seeing them succeed. When issues arise, communication is key and allows for a loving relationship that creates a bond that results in an entire team of student-athletes fighting for each other, both on and off the field to be the best they can be.

S

SMART - Being smart, in a wide variety of disciplines, is a cornerstone of the Florida State softball program. In school, it allows you to achieve a degree and plan for a future after softball. At practice, it means training with a purpose, honing your skills and gaining experience by not just going through the motions. In the game, it means having a plan at plate offensively or a pitching and defensive shift plan for opposing hitters based on various scouting reports. Off the field, it means making wise decisions with time management and other activities to be able to be at your best.

A

AGGRESSIVE - You aren't just given things in life, you must aggressively pursue your dreams in order to achieve them. Being aggressive means taking that extra base on a ball in the gap, stealing second when you need to get a runner into scoring position, heading to your teacher's office hours to talk about things you may not have understood in class, going after a hitter with your best pitch in the best location and challenging yourself to become the best you can be because you are passionate about helping the team succeed.

C

COMPETITIVE - A team-based sport is one of the most competitive dynamic there is in life. To be successful, you need to be competitive in many areas. We strive to be competitive on the field, winning individual games, along with conference and national championships. We are competitive with each other on the team, knowing that we make each other better as each one raises their level of skill and accomplishments. We are also competitive off the field, in the classroom and in the workforce as there are many who would seek to be where we are, but only few will attain it.

C

COMMITTED - The previous four core values mean nothing unless everyone is committed to it. Obstacles and challenges will come up. Losses on the field and issues off of it will occur and cause problems that will need to be addressed. But when we are committed - to each other, to the team, to the goals that have been set - very little can disrupt our goals and pursuits. A unified force with a united passion is very difficult to stop and our commitment to the vision and the process will enable us to be successful.



Core Values Shape Culture

- The Seminole Softball team has incorporated these values into all areas of team life, both on and off the field.
- Each fall since 2015, FSU has experienced "The Program", a two-day boot camp event where the team has worked on communication, problem solving, endurance, perseverance, paying attention to details and teamwork while accomplishing tasks on the field, at a pool, on the beach, in the woods, among others.
- Each year, the team has been able to build trust within the team by attaining goals and going through the physical and mental adversity that The Program imposes on them as a collective team and unit.
- The Seminole also start each game and practice at "The GATE", which at JoAnne Graf Field is a physical gate, but it helps to focus on being present for the team, allowing outside distractions to stay outside and to "Give your **A**ll to the **T**eam **E**veryday."

“PLAY FOR THOSE WHO CAN’T”

One of the foundational principles that Florida State softball is built on is, “Play for those who can’t.” The Seminoles have displayed that throughout the years, including recently with people like Taylor Foster, Madison Marshall, Hayden Stone and Monk Bonasorte.

Taylor Foster became part of the FSU family in 2013 through a connection with the ACC, and despite growing up in North Carolina, dreamed of playing softball for the Seminoles. Foster was diagnosed with bone cancer in at the age of 13 and her passion and enthusiasm in the face of such adversity never faltered. The Noles would routinely stop by to see Taylor and her family when playing NC area schools and the players and coaches would often keep touch via calls, texts and video chats. After her passing in April of 2014, an annual memorial tournament and camp was started and organized by FSU softball players, coaches and support staff for youth in North Carolina to share Taylor’s passion for the game and tell of her legacy.


In 2016, and through a partnership with The Friends of Jaclyn Foundation, FSU softball adopted Madison Marshall who had been diagnosed with a brain tumor in 2014 at the age of 14. The Friends of Jaclyn Foundation was created in 2005 and pairs children with pediatric brain tumors with collegiate sports teams, as they have seen the symbiotic relationships that are formed help both the child going through such a difficult situation, but also the teams that are able to come along side a family and help them fight and learn a new appreciation and perspective on life.

In 2019, again in partnership with the Friends of Jaclyn Foundation, the Seminoles adopted Hayden Stone, who had been diagnosed with a soft tissue cancer and lives in Tallahassee. Hayden and her family come to nearly every home game and during the 2019 season, the FSU players drew smiley faces on their necks in honor of Hayden as a way for her reduce the stigma of a scar on her neck.

Monk Bonasorte, one of the main FSU athletic administrators responsible for hiring Lonni Alameda as head coach in the fall of 2008, had played football at FSU in the late 70s, and was voted into the FSU Athletics Hall of Fame in 1995. As a result, he bled Garnet and Gold and became a significant supporter of FSU softball, as well as all of the other sports on campus. In October of 2015, Bonasorte was diagnosed with brain cancer, yet never wavered in his passion for FSU and life. Right up to his passing in November of 2016, he continued to give his life to this university and be an example of the Florida State “Unconquered” spirit.

In 2017, the Lonni Alameda Softball Camps began the annual Monk Bonasorte Camp (Camp MB42), where the young players in attendance not only learn about the skills of softball, but also about life and who Monk was, what he meant to Florida State and how he battled through such adversity. All of the proceeds of the annual camp go to the FSU Monk Bonasorte Scholarship, and to date, the camp has raised over \$8,500.

There are numerous other relationships that have been formed over the years with young fans like Amber Howard and Maddie Briscoe, and even former players such as Dana Bailey that have battled cancer, the FSU players and staff know that there is much more to life than just this game. Though several are now gone, they are certainly not forgotten and remain a significant part of Seminole softball to this day.



2023 SOFTBALL ROSTER

NUMERICAL

No.	Name	B/T	Pos.	Ht.	Yr.	Hometown/Prev. School
1	Hallie Wacaser	R/R	OF	5-4	So.	Centerton, Ark. / Bentonville West
3	Bethaney Keen	L/L	INF	5-6	Sr.	Bradenton, Fla. / USF
4	Jahni Kerr	L/L	OF	5-3	So.	Mableton, Ga. / Wesleyan
5	Allison Royalty	R/R	P	5-7	Jr.	Corinth, Texas / Arizona State
6	Kaley Mudge	L/L	OF	5-6	Jr.	Winter Springs, Fla. / Winter Springs
8	Kalei Harding	R/R	C/UT	5-10	Jr.	Murfreesboro, Tenn. / Blackman
9	Devyn Flaherty	L/R	INF	5-7	Jr.	Sarasota, Fla. / Riverview Sarasota
10	Josie Muffley	R/R	INF	5-5	Sr.	Portage, Mich. / Central/Tulsa
12	Amaya Ross	R/R	INF	5-10	So.	Jacksonville, Fla. / Trinity Christian
13	Mack Leonard	R/R	P/INF	5-11	Sr.	Normal, Ill. / Illinois State University
14	Autumn Belviy	L/R	OF	5-11	So.	Arlington High School / San Diego, Calif.
16	Ali DuBois	R/R	P	5-5	Sr.	Torrington, Conn. / Boston University
17	Emma Wilson	R/R	P/UT	5-9	Jr.	Dallas, Ga. / North Paulding
20	Kaia LoPreste	R/R	C	5-6	Sr.	Brandon, Fla. / Riverview
21	Madi Balk	R/R	P	5-9	Fr.	Lancaster, N.Y. / Lancaster
24	Madi Frey	R/R	C/UT	5-7	Fr.	Lutz, Fla. / George Steinbrenner
27	Krystina Hartley	R/R	INF	5-4	So.	St. Petersburg, Fla. / Northeast
30	Avery Weisbrook	R/R	INF	5-6	Fr.	Torrance, Calif. / South Torrance
31	Makenna Reid	L/L	P	5-9	Fr.	Portland, Ore. / Tigard
32	Kathryn Sandercock	R/R	P	5-10	Sr.	McLean, Va. / Bishop O'Connell
51	Michaela Edenfield	R/R	C	6-1	So.	Sneads, Fla. / Sneads
77	Katie Dack	R/R	C/OF	5-8	So.	Parker, Colo. / Texas AGM

ALPHABETICAL

No.	Name	B/T	Pos.	Ht.	Yr.	Hometown/Prev. School
21	Madi Balk	R/R	P	5-9	Fr.	Lancaster, N.Y. / Lancaster
14	Autumn Belviy	L/R	OF	5-11	So.	Arlington High School / San Diego, Calif.
77	Katie Dack	R/R	C/UT	5-8	So.	Parker, Colo. / Texas AGM
16	Ali DuBois	R/R	P	5-5	Sr.	Torrington, Conn. / Boston University
51	Michaela Edenfield	R/R	C	6-1	So.	Sneads, Fla. / Sneads
9	Devyn Flaherty	L/R	INF	5-7	Jr.	Sarasota, Fla. / Riverview Sarasota
24	Madi Frey	R/R	C/UT	5-7	Fr.	Lutz, Fla. / George Steinbrenner
8	Kalei Harding	R/R	C/UT	5-10	Jr.	Murfreesboro, Tenn. / Blackman
27	Krystina Hartley	R/R	INF	5-4	So.	St. Petersburg, Fla. / Northeast
3	Bethaney Keen	L/L	INF	5-6	Sr.	Bradenton, Fla. / USF
4	Jahni Kerr	L/L	OF	5-3	So.	Mableton, Ga. / Wesleyan
13	Mack Leonard	R/R	P/INF	5-11	Sr.	Normal, Ill. / Illinois State University
20	Kaia LoPreste	R/R	C	5-6	Sr.	Brandon, Fla. / Riverview
6	Kaley Mudge	L/L	OF	5-6	Jr.	Winter Springs, Fla. / Winter Springs
10	Josie Muffley	R/R	INF	5-5	Sr.	Portage, Mich. / Central/Tulsa
31	Makenna Reid	L/L	P	5-9	Fr.	Portland, Ore. / Tigard
12	Amaya Ross	R/R	INF	5-10	So.	Jacksonville, Fla. / Trinity Christian
5	Allison Royalty	R/R	P	5-7	Jr.	Corinth, Texas / Arizona State
32	Kathryn Sandercock	R/R	P	5-10	Sr.	McLean, Va. / Bishop O'Connell
3	Hallie Wacaser	R/R	OF	5-4	So.	Centerton, Ark. / Bentonville West
30	Avery Weisbrook	R/R	INF	5-6	Fr.	Torrance, Calif. / South Torrance
17	Emma Wilson	R/R	P/UT	5-9	Jr.	Dallas, Ga. / North Paulding

Head Coach - Lonni Alameda (Oklahoma, 1993)

Assistant Coach - Travis Wilson (University of Canterbury, 1996)

Assistant Coach - Troy Cameron (Florida Atlantic University, 2012)

Volunteer Assistant Coach - Kaleigh Rafter (Florida State, 2009)

Pronunciation guide

1	Hallie Wacaser	Hal-Eee Way-Case-Er	20	Kaia LoPreste	Ky-uh Low-press-tee
4	Jahni Kerr	Ja-Nye	24	Madi Frey	Fry (Like French Fry)
8	Kalei Harding	Kay-Lee	51	Michaela Edenfield	Ed-en-field
14	Autumn Belviy	Aww-Tum Bell-Veye (Like Eye)		Head Coach Lonni Alameda	Al-uh-mee-duh
16	Ali DuBois	Do-Bwa			

ALL-TIME TOP 10

BATTING RECORDS

GAMES

1. Sydney Sherrill	283	2018-22
2. Kristy Hull	281	1995-98
3. Brandi Stuart	280	2000-03
4. Jessica van der Linden	275	2001-04
5. Tami Post	273	1996-99
Veronica Wootson	273	2004-07
7. Kimmy Carter	272	1999-02
8. Myssi Calkins	271	1994-97
9. Jesse McGregor	267	1996-99
10. Dani Morgan	266	2017-21

BATTING AVERAGE

1. Jessie Warren	.391	2015-18
2. Shamalene Wilson	.366	1993-96
Danielle Cox	.366	1998-99
4. Morgan Klaevemann	.361	2015-18
Jessica van der Linden	.361	2001-04
6. Brandi Stuart	.357	2000-03
7. Tiffany Daniels	.357	1986-89
8. Carly Wynn	.355	2007-10
9. Cindy Lawton	.354	1994-95
10. Sydney Sherrill	.352	2018-22

RUNS

1. Jessie Warren	229	2015-18
2. Sydney Sherrill	225	2018-22
3. Shamalene Wilson	223	1993-96
4. Cali Harrod	211	2016-19
5. Tiffani Brown	207	2010-14
6. Carsyn Gordon	199	2016-19
Veronica Wootson	199	2004-07
8. Morgan Klaevemann	193	2015-18
9. Brandi Stuart	192	2000-03
10. Courtney Senas	180	2011-14

HITS

1. Shamalene Wilson	310	1993-96
2. Jessie Warren	288	2015-18
3. Brandi Stuart	287	2000-03
4. Tiffani Brown	285	2010-14
5. Veronica Wootson	282	2004-07
6. Sydney Sherrill	281	2018-22
7. Jessica van der Linden	277	2001-04
8. Kristy Hull	275	1995-98
9. Natasha Jacob	271	2003-06
10. Myssi Calkins	253	1994-97

DOUBLES

1. Sydney Sherrill	82	2018-22
2. Jessie Warren	51	2015-18
Alex Powers	51	2014-17
4. Jessica van der Linden	50	2001-04
5. Carly Wynn	45	2007-10
6. Cali Harrod	41	2016-19
Maddie O'Brien	41	2012-15
Veronica Wootson	41	2004-07
9. Victoria East	39	2013-16
Brandi Stuart	39	2000-03

TRIPLES

1. Shamalene Wilson	30	1993-96
2. Tiffani Brown	22	2010-14
Veronica Wootson	22	2004-07
4. Tiffany Daniels	21	1986-89
5. Lisa Davidson	19	1991-94
6. Kimmy Carter	18	1999-02
7. Jessica van der Linden	17	2001-04
Brandi Stuart	17	2000-03
9. Leslie Barton	16	1990-93
Susan Buttery	16	

HOME RUNS

1. Jessie Warren	83	2015-18
2. Maddie O'Brien	55	2012-15
3. Sydney Sherrill	43	2018-22
4. Carsyn Gordon	38	2016-19
5. Courtney Senas	36	2011-14
6. Alex Powers	35	2014-17
7. Cali Harrod	34	2016-19
8. Cassidy Davis	32	2017-21
Elizabeth Mason	32	2018-21
10. Anna Shelnut	31	2017-21

RBI

1. Jessie Warren	273	2015-18
2. Maddie O'Brien	216	2012-15
3. Sydney Sherrill	209	2018-22
4. Carsyn Gordon	174	2016-19
5. Alex Powers	171	2014-17
6. Jessica van der Linden	161	2001-04
7. Courtney Senas	158	2011-14
8. Dani Morgan	157	2017-21
9. Brandi Stuart	151	2000-03
10. Elizabeth Mason	146	2018-21

STOLEN BASES

1. Myssi Calkins	185	1994-97
2. Shamalene Wilson	164	1993-96
3. Brandi Stuart	161	2000-03
4. Morgan Klaevemann	126	2015-18
5. Cali Harrod	124	2016-19
6. Tiffani Brown	109	2010-14
7. Serita Brooks	97	2000-01
8. Danielle Cox	93	1998-99
9. Veronica Wootson	79	2004-07
10. Whitney Buckmon	75	2005-08

WALKS

1. Maddie O'Brien	198	2012-15
2. Sydney Sherrill	186	2018-22
3. Cali Harrod	155	2016-19
4. Carsyn Gordon	153	2016-19
5. Jessica van der Linden	144	2001-04
Alex Powers	133	2014-17
Brandi Stuart	133	2000-03
8. Morgan Klaevemann	123	2015-18
9. Jessie Warren	121	2015-18
10. Ashley Stager	113	2008-11

SLUGGING PERCENTAGE

1. Jessie Warren	.820	2015-18
2. Maddie O'Brien	.645	2012-15
3. Yuruby Alicart	.622	2006-07
Sydney Sherrill	.622	2018-22
5. Alex Powers	.612	2014-17
6. Tiffany Daniels	.592	1986-89
7. Kaleigh Rafter	.582	2009
8. Carsyn Gordon	.558	2016-19
9. Courtney Senas	.547	2011-14
10. Carly Wynn	.543	2007-10

PITCHING RECORDS

APPEARANCES

1. Leslie Malerich	179	1999-02
2. Meghan King	173	2016-19
3. Lacey Waldrop	170	2012-15
4. Tiffany McDonald	163	2005-08
5. Jessica Burroughs	152	2014-17
6. Sarah Hamilton	149	2008-11
7. Terese Gober	141	2007-10
8. Casey Hunter	137	2002-05
9. Kathryn Sandercock	136	2019-Pr.
10. Jen White-Stokes	135	1998-01

INNINGS PITCHED

1. Leslie Malerich	988.2	1999-02
2. Tiffany McDonald	898.1	2005-08
3. Lacey Waldrop	859.2	2012-15
4. Debbie DeJohn	798.0	1987-90
5. Meghan King	791.0	2016-19
6. Casey Hunter	759.1	2002-05
7. Julie Larsen	759.0	1985-88
8. Jen White-Stokes	756.1	1998-01
9. Christy Larsen	706.1	1988-91
10. Sarah Hamilton	704.2	2008-11

WINS

1. Lacey Waldrop	109	2012-15
2. Meghan King	108	2016-19
3. Leslie Malerich	107	1999-02
4. Jessica Burroughs	92	2014-17
5. Debbie DeJohn	90	1987-90
6. Casey Hunter	85	2002-05
Julie Larsen	85	1985-88
8. Tiffany McDonald	79	2005-08
Kathryn Sandercock	79	2019-Pr.
10. Christy Larsen	77	1988-91

STRIKEOUTS

1. Sarah Hamilton	1,005	2008-11
2. Tiffany McDonald	939	2005-08
3. Lacey Waldrop	917	2012-15
4. Jessica van der Linden	899	2001-04
5. Casey Hunter	893	2002-05
6. Jessica Burroughs	845	2014-17
7. Julie Larsen	834	1985-88
8. Christy Larsen	758	1988-91
9. Leslie Malerich	751	1999-02
10. Terese Gober	692	2007-10

EARNED RUN AVERAGE

(MINIMUM 300 IP)

1. Shelley Berrube	0.38	1984-85
2. Toni Gutierrez	0.47	1990-93
3. Tina Kyler	0.50	1984-85
4. Julie Larsen	0.68	1985-88
5. Debbie DeJohn	0.69	1987-90
6. Marla Looper	0.78	1993-94
7. Rebecca Aase	0.84	1991-94
8. Jessica van der Linden	0.96	2001-04
9. Christy Larsen	0.98	1988-91
10. Renee Espinoza	1.06	1995-96

SHUTOUTS

1. Toni Gutierrez	52	1990-93
2. Julie Larsen	51	1988-91
3. Leslie Malerich	47	1999-02
4. Debbie DeJohn	43	1987-90
5. Rebecca Aase	42	1991-94
6. Jessica van der Linden	39	2001-04
7. Christy Larsen	37	1988-91
8. Casey Hunter	36	2002-05
9. Renee Espinoza	29	1995-96
10. Kristy Fuentes	28	1994-97
Meghan King	28	2016-19

SAVES

1. Leslie Malerich	12	1999-02
2. Meghan King	11	2016-19
3. Jessica Burroughs	9	2014-17
Jessica Nori	9	2011-14
5. Sarah Hamilton	8	2008-11
Tiffany McDonald	8	2005-07
Kathryn Sandercock	8	2019-Pr.
Lacey Waldrop	7	2012-15
Casey Hunter	7	2002-05
10. Bailey Schinella	5	2012-15
Marla Looper	5	1993-94
Terese Gober	5	2007-10

FIELDING RECORDS

ASSISTS

1. Tami Post	591	1996-99
2. Sydney Sherrill	555	2018-22
3. Jesse McGregor	523	1996-99
4. Jessie Warren	515	2015-18
5. Michelle Snyder	491	2006-09
6. Cali Harrod	451	2016-19
7. Brandi Stuart	445	2000-03
8. Veronica Wootson	422	2004-07
9. Shannan Mitchem	418	1990-92
10. Maddie O'Brien	405	2012-15

PUTOUTS

1. Anna Shelnut	1211	2017-21
2. Wendy Braye	1209	1994-97
3. Brittany Osmon	1203	2005-08
4. Corrie Williams	1152	1996-99
5. Alex Powers	1124	2014-17
6. Beth Wade	1117	2001-04
7. Heather Feltman	1013	1993-95
8. Elisa Vasquez	1006	2001-04
9. Carsyn Gordon	923	2016-19
10. Victoria East	901	2013-16

Returning Players in BOLD

SINGLE SEASON TOP 10

BATTING RECORDS

AT BATS

1.	Natasha Jacob	252	2006
2.	Veronica Wootson	248	2004
3.	Serita Brooks	242	2000
4.	Susan Buttery	240	1991
5.	Brandi Stuart	233	2000
6.	Kristy Hull	232	1995
7.	Shamalene Wilson	229	1996
8.	Danielle Cox	227	1999
	Cindy Lawton	227	1995
10.	Whitney Buckmon	222	2006

BATTING AVERAGE

1.	Danielle Cox	.432	1999
2.	Maddie O'Brien	.424	2014
3.	Jessie Warren	.413	2017
4.	Jessica van der Linden	.412	2003
5.	Morgan Klavemann	.410	2017
6.	Sydney Sherrill	.405	2019
7.	Jessie Warren	.404	2018
8.	Shamalene Wilson	.402	1996
9.	Jessica van der Linden	.401	2004
	Serita Brooks	.401	2000

RUNS

1.	Cali Harrod	73	2019
2.	Shamalene Wilson	72	1996
3.	Jessie Warren	71	2016
4.	Veronica Wootson	70	2004
5.	Morgan Klavemann	69	2016
6.	Carsyn Gordon	66	2019
7.	Tiffani Brown	65	2014
	Courtney Senas	65	2014
9.	Brandi Stuart	63	2002
	Tiffany Daniels	63	1987

HITS

1.	Serita Brooks	99	2000
2.	Danielle Cox	98	1999
3.	Natasha Jacob	94	2006
4.	Shamalene Wilson	91	1996
5.	Kristy Hull	87	1995
	Cindy Lawton	87	1995
7.	Susan Buttery	84	1991
8.	Veronica Wootson	83	2004
9.	Myssi Calkins	82	1997
10.	Sydney Sherrill	81	2018
	Brandi Stuart	81	2002
	Shamalene Wilson	81	1994

DOUBLES

1.	Sydney Sherrill	29	2018
2.	Alex Powers	19	2017
	Yuruby Alicart	19	2006
4.	Sydney Sherrill	18	2019
	Carly Wynn	18	2010
6.	Maddie O'Brien	17	2014
	Yuruby Alicart	17	2007
8.	Sydney Sherrill	16	2022
	Alex Powers	16	2016
	Victoria East	16	2013
	Cindy Lawton	16	1995

TRIPLES

1.	Tiffany Daniels	11	1987
	Shamalene Wilson	11	1995
3.	Veronica Wootson	9	2006
	Susan Buttery	9	1991
	Lisa Davidson	9	1993
	Shamalene Wilson	9	1994
7.	Carly Wynn	8	2010
	Serita Brooks	8	1996
	Laurie Holler	8	1995
10.	Veronica Wootson	7	2004
	Brandi Stuart	7	2002
	Shamalene Wilson	7	1996
	Lisa Donaldson	7	1991

HOME RUNS

1.	Maddie O'Brien	24	2014
2.	Jessie Warren	23	2017
3.	Jessie Warren	21	2018
4.	Jessie Warren	20	2016
5.	Jessie Warren	19	2015
6.	Michaela Edenfield	16	2022
	Sydney Sherrill	16	2019
	Alex Powers	16	2016
9.	Kalei Harding	15	2022
	Carsyn Gordon	15	2019
	Cali Harrod	15	2019
	Courtney Senas	15	2014

RBI

1.	Maddie O'Brien	83	2014
2.	Jessie Warren	78	2016
3.	Jessie Warren	70	2018
4.	Jessie Warren	68	2017
5.	Alex Powers	63	2016
6.	Sydney Sherrill	60	2019
7.	Dani Morgan	58	2019
	Sydney Sherrill	58	2018
9.	Elizabeth Mason	57	2019
	Jessie Warren	57	2015
	Courtney Senas	57	2014

STOLEN BASES

1.	Danielle Cox	73	1999
2.	Shamalene Wilson	69	1996
3.	Myssi Calkins	61	1997
4.	Serita Brooks	55	2001
5.	Brandi Stuart	54	2002
	Myssi Calkins	54	1996
7.	Morgan Klavemann	53	2016
8.	Myssi Calkins	44	1994
9.	Cali Harrod	43	2019
	Tiffani Brown	43	2012
	Serita Brooks	43	2000

WALKS

1.	Maddie O'Brien	73	2015
2.	Cali Harrod	57	2019
3.	Alex Powers	56	2015
	Maddie O'Brien	56	2014
5.	Carsyn Gordon	54	2018
6.	Erika Leonard	52	2012
7.	Morgan Klavemann	51	2016
	Sydney Sherrill	51	2021
	Sydney Sherrill	51	2022
10.	Brandi Stuart	49	2002

SLUGGING PERCENTAGE

1.	Maddie O'Brien	.942	2014
2.	Jessie Warren	.922	2017
3.	Jessie Warren	.836	2018
4.	Jessie Warren	.765	2016
5.	Sydney Sherrill	.762	2019
6.	Jessie Warren	.761	2015
7.	Alex Powers	.721	2016
8.	Dani Morgan	.694	2019
9.	Sydney Sherrill	.676	2018
10.	Tiffany Daniels	.673	1987

PITCHING RECORDS

APPEARANCES

1.	Leslie Malerich	58	2000
2.	Tiffany McDonald	57	2006
3.	Leslie Malerich	55	2002
4.	Lacey Waldrop	48	2014
	Kristy Fuentes	48	1997
6.	Meghan King	47	2016
	Lacey Waldrop	47	2013
	Casey Hunter	47	2005
9.	Sarah Hamilton	45	2011
	Sarah Hamilton	45	2010

INNINGS PITCHED

1.	Tiffany McDonald	329.1	2006
2.	Leslie Malerich	323.0	2000
3.	Leslie Malerich	315.1	2002
4.	Kristy Fuentes	310.0	1997
5.	Toni Gutierrez	285.1	1992
6.	Christy Larsen	275.0	1991
7.	Casey Hunter	268.1	2005
8.	Lacey Waldrop	266.1	2014
9.	Renee Espinoza	253.0	1996
10.	Jessica van der Linden	246.1	2004

WINS

1.	Lacey Waldrop	38	2014
2.	Leslie Malerich	35	2002
	Leslie Malerich	35	2000
	Toni Gutierrez	35	1992
5.	Casey Hunter	33	2004
	Christy Larsen	33	1991
7.	Kristy Fuentes	32	1997
8.	Kathryn Sandercock	30	2022
	Meghan King	30	2019
	Kylee Hanson	30	2018
	Tiffany McDonald	30	2006
	Renee Espinoza	30	1996

STRIKEOUTS

1.	Jessica van der Linden	378	2004
2.	Casey Hunter	338	2005
3.	Sarah Hamilton	326	2010
4.	Tiffany McDonald	312	2006
5.	Sarah Hamilton	311	2009
6.	Christy Larsen	307	1991
7.	Toni Gutierrez	295	1992
8.	Sarah Hamilton	289	2011
9.	Lacey Waldrop	287	2014
10.	Casey Hunter	277	2004

EARNED RUN AVERAGE

(MINIMUM 100 INNINGS PITCHED)

1.	Julie Larsen	0.29	1985
2.	Christy Larsen	0.35	1990
3.	Julie Larsen	0.37	1986
4.	Marla Looper	0.42	1993
5.	Toni Gutierrez	0.46	1993
	Tina Kyler	0.46	1985
7.	Toni Gutierrez	0.47	1992
8.	Rebecca Aase	0.51	1993
	Debbie DeJohn	0.51	1987
10.	Debbie DeJohn	0.53	1989
	Shelly Berube	0.53	1985

SHUTOUTS

1.	Toni Gutierrez	23	1992
2.	Jessica van der Linden	20	2004
	Julie Larsen	20	1986
4.	Leslie Malerich	16	2000
	Julie Larsen	16	1987
6.	Rene Espinoza	15	1995
	Christy Larsen	15	1990
8.	Casey Hunter	14	2004
	Toni Gutierrez	14	1991
	Debbie DeJohn	14	1990
	Tina Kyler	14	1985

SAVES

1.	Leslie Malerich	5	1995
2.	Jessica Burroughs	4	2017
	Jessica Nori	4	2014
	Jessica Nori	4	2012
	Bailey Schinella	4	2012
	Tiffany McDonald	4	2006
	Marla Looper	4	1994
9.	Kathryn Sandercock	3	2022
	Meghan King	3	2019
	Meghan King	3	2018
	Meghan King	3	2017
	Jessica Burroughs	3	2015
	Sarah Hamilton	3	2010
	Tiffany McDonald	3	2007
	Casey Hunter	3	2005
	Niki Zenger	3	1995

FIELDING RECORDS

ASSISTS

1.	Cindy Lawton	189	1995
2.	Natalie Bennett	173	2000
3.	Tami Post	171	1998
4.	Shannan Mitchem	165	1992
5.	Natalie Bennett	156	2001
6.	Jesse McGregor	153	1998
7.	Jessie Warren	150	2016
8.	Veronica Wootson	149	2007
9.	Shannan Mitchem	148	1991
10.	Jessie Warren	147	2017

PUTOUTS

1.	Kaleigh Rafter	540	2009
2.	Becky Wallace	498	2000
3.	Jen Lapicki	489	2010
4.	Heather Feltmann	480	1994
5.	Heather Feltmann	463	1995
6.	Elizabeth Mason	446	2021
7.	Leslie Adams	443	1992
8.	Carsyn Gordon	431	2018
9.	Alex Powers	421	2016
10.	Victoria East	418	2013



1 • HALLIE WACASER

Outfield • Sophomore • Centerton, Ark. • Bentonville West

CAREER HIGHS					
Hits:	2	vs. Oakland (3/2/22)	RBI:	2	vs. Florida A&M (2/23/22)
Doubles:	1	3x, last at FIU (3/26/22)	Runs:	1	6x, last vs. Virginia Tech (4/10/22)
Triples:	-		Walks:	2	last vs. Pitt (3/6/22)
Home Runs:	1	vs. Lipscomb (3/15/22)	Stolen Bases:	1	5x, last at Virginia (4/3/22)



3 • BETHANEY KEEN

Infielder • Senior • Bradenton, Fla. • USF

CAREER HIGHS					
Hits:	4	at New Mexico State (3/10/21)	RBI:	3	6x, last vs. Kennesaw St. (2/12/22)
Doubles:	2	2x, last at FGCU (4/18/21)	Runs:	2	5x, last vs. Memphis (5/13/21)
Triples:	1	3x, last at North Florida (3/24/21)	Walks:	3	at Florida (2/9/20)
Home Runs:	2	13x, last vs. Memphis (5/13/21)	Stolen Bases:	1	2x, last at FGCU (4/17/21)



4 • JAHNI KERR

Outfield • Sophomore • Mableton, Ga. • Wesleyan

CAREER HIGHS					
Hits:	3	vs. Loyola Chicago (2/12/22)	RBI:	3	4x, last vs. Howard (5/20/22)
Doubles:	1	10x, last vs. Mississippi State (5/22/22)	Runs:	1	2x, last vs. Pittsburgh (3/5/22)
Triples:	2	2x, last vs. Loyola Chicago (2/12/22)	Walks:	2	vs. Clemson (5/14/22)
Home Runs:	1	5x, last vs. Florida on 5/4/22	Stolen Bases:	1	4x, last vs. Mississippi State (5/22/22)



5 • ALLISON ROYALTY

Pitcher • Junior • Corinth, Texas • Arizona State

CAREER HIGHS					
Innings Pitched:	6.2	at Oregon State (5/9/22)	Walks Allowed:	5	at Utah (4/2/22)
Runs Allowed:	6	at Utah (4/2/22)	Strikeouts:	11	4x, last at FIU (3.26/22)
Earned Runs:	5	3x, last at Oregon State (5/9/22)	Hits Allowed:	8	at Oregon State (5/9/22)



6 • KALEY MUDGE

Outfielder • Junior • Winter Springs, Fla. • Winter Springs

CAREER HIGHS					
Hits:	5	at Alabama (6/7/21)	RBI:	3	at Alabama (6/7/21)
Doubles:	2	at Pittsburgh (5/8/21)	Runs:	3	2x, last at NC State (5/7/22)
Triples:	1	vs. Detroit Mercy (2/9/20)	Walks:	2	4x, vs. Virginia Tech (4/8/22)
Home Runs:	1	4x, last at NC State (5/7/22)	Stolen Bases:	2	2x, last at Oklahoma (6/8/21)



8 • KALEI HARDING

Catcher/Utility • Junior • Murfreesboro, Tenn. • Blackman

CAREER HIGHS					
Hits:	4	at Georgia Tech (2/18/21)	RBI:	4	5x, last at North Carolina (4/17/22)
Doubles:	2	vs. Hofstra (2/26/23)	Runs:	3	3x, last vs. Clemson (5/14/22)
Triples:	1	3x, last at Boston College (3/27/21)	Walks:	2	8x, last vs. Howard (5/20/22)
Home Runs:	2	3x, last at North Carolina (4/17/22)	Stolen Bases:	2	2x, last vs. Duke (4/11/21)



9 • DEVYN FLAHERTY

Infield • Junior • Sarasota, Fla. • Riverview Sarasota

CAREER HIGHS					
Hits:	3	5x, last at Florida (4/6/22)	RBI:	4	at Pittsburgh (5/8/21)
Doubles:	2	2x, last at Pittsburgh (5/8/21)	Runs:	3	2x, last vs. Missouri (2/12/21)
Triples:	1	4x, last at Virginia (4/2/22)	Walks:	2	7x, last at NC State (5/7/22)
Home Runs:	2	at Syracuse (4/17/21)	Stolen Bases:	2	5x, last at Georgia Tech (2/18/21)



10 • JOSIE MUFFLEY

INF • Senior • Portage, Mich. • Tulsa

CAREER HIGHS					
Hits:	3	vs. Florida A&M (2/23/22)	Home Runs:	2	last vs. Syracuse (4/17/21)
Doubles:	1	last vs. USF (5/21/22)	RBI:	3	last vs. Florida (3/6/21)
Triples:	1	last vs. Indiana (2/26/22)	Runs:	3	last vs. Missouri (2/12/21)
			Walks:	2	vs. Virginia Tech (4/10/22)
			Stolen Bases:	1	last vs. Virginia Tech (4/8/22)



13 • MACK LEONARD

Pitcher/1B • Senior • Normal, Ill. • Normal Community/Illinois State

CAREER HIGHS					
Innings Pitched:	7.0	9x, last at Valparaiso (5/7/21)	Walks Allowed:	6	3x, last vs. Northern Iowa (5/1/21)
Runs Allowed:	11	2x, last vs. Virginia Tech (4/9/22)	Strikeouts:	9	at FAU (3/7/21)
Earned Runs:	9	vs. Virginia Tech (4/9/22)	Hits Allowed:	8	4x, last vs. Virginia Tech (4/9/22)



14 • AUTUMN BELVIY

Outfield • Sophomore • San Diego, Calif. • Arlington

CAREER HIGHS					
Hits:	-		RBI:	1	2x, last vs. Florida A&M (3/1/22)
Doubles:	-		Runs:	1	11x, last at Pittsburgh (5/8/21)
Triples:	-		Walks:	-	
Home Runs:	-		Stolen Bases:	1	2x, last at Lipscomb (3.15/22)



16 • ALI DUBOIS
Pitcher • Senior • Torrington, Conn. • Torrington/Boston University

CAREER HIGHS			
Innings Pitched:	8.0	3x, last at Lehigh (4/6/19)	Walks Allowed: 6 at Providence (3/7/21)
Runs Allowed:	6	2x, last at Arkansas (2/22/20)	Strikeouts: 14 at Merrimack College (3/10/21)
Earned Runs:	6	at Arkansas (2/22/20)	Hits Allowed: 11 vs. UConn (2/15/19)



17 • EMMA WILSON
Pitcher • Junior • Dallas, Ga. • North Paulding

CAREER HIGHS			
Innings Pitched:	5.2	vs. Loyola Chicago (2/12/22)	Walks Allowed: 3 vs Mississippi State (5/22/22)
Runs Allowed:	4	vs. Virginia Tech (4/9/22)	Strikeouts: 3 4x, last at FIU (3.26/22)
Earned Runs:	4	vs. Virginia Tech (4/9/22)	Hits Allowed: 5 2x, last vs. Virginia Tech (4/9/22)



20 • KAIA LOPRESTE
Catcher • Senior • Brandon, Fla. • Riverview

CAREER HIGHS			
Hits:	2	6x, last at Boston College (3/27/21)	RBI: 2 2x, last vs. Detroit Mercy (3/8/20)
Doubles:	1	8x, last vs. Loyola Chicago (2/12/22)	Runs: 1 6x, last vs. Detroit Mercy (3/8/20)
Triples:	-	-	Walks: 2 vs. Florida A&M (2/23/22)
Home Runs:	1	vs. Longwood (3/6/20)	Stolen Bases: -



21 • MADI BALK
Pitcher • Freshman • Lancaster, N.Y. • Lancaster

CAREER HIGHS			
Innings Pitched:	-		Walks Allowed: -
Runs Allowed:	-		Strikeouts: -
Earned Runs:	-		Hits Allowed: -



24 • MADI FREY
Catcher/Utility • Freshman • Lutz, Fla. • George Steinbrenner

CAREER HIGHS			
Hits:	-		RBI: -
Doubles:	-		Runs: -
Triples:	-		Walks: -
Home Runs:	-		Stolen Bases: -



27 • KRYSTINA HARTLEY
Infield • Sophomore • St. Petersburg, Fla. • Northeast

CAREER HIGHS					
Hits:	1	2x, last at FIU (3/26/22)	RBI:	1	at Troy (3/23/22)
Doubles:	1	at FIU (3/26/22)	Runs:	1	6x, last vs. Virginia Tech (4/9/22)
Triples:	-		Walks:	-	
Home Runs:	-		Stolen Bases:	1	at North Carolina (4/15/22)



30 • AVERY WEISBROOK
Infielder • Freshman • Torrance, Calif. • South Torrance

CAREER HIGHS		RBI:	
Hits:	-	Runs:	-
Doubles:	-	Walks:	-
Triples:	-	Stolen Bases:	-
Home Runs:	-		



31 • MAKENNA REID
Pitcher • Freshman • Portland, Ore. • Tigard

CAREER HIGHS		Walks Allowed:	
Innings Pitched:	-	Strikeouts:	-
Runs Allowed:	-	Hits Allowed:	-
Earned Runs:	-		



32 • KATHRYN SANDERCOCK
Pitcher • Senior • McLean, Va. • Bishop O'Connell

CAREER HIGHS					
Innings Pitched:	8.1	vs. Virginia Tech (4/8/22)	Walks Allowed:	4	2x last at Georgia Tech (3/11/22)
Runs Allowed:	6	2x, Last vs. Virginia Tech (4/10/22)	Strikeouts:	10	at Georgia Tech (3/13/22)
Earned Runs:	6	vs. Missouri 92/13/21)	Hits Allowed:	10	vs. Florida Atlantic (2/17)



51 • MICHAELA EDENFIELD
Catcher • Sophomore • Sneads, Fla. • Sneads

CAREER HIGHS					
Hits:	3	at Troy (3/23/22)	RBI:	5	at Troy (3/23/22)
Doubles:	1	4x, last at Virginia(4/3/22)	Runs:	3	at Troy (3/23/22)
Triples:	-		Walks:	3	at North Florida (3/30/22)
Home Runs:	2	2x, last at Virginia (4/1/22)	Stolen Bases:	-	



77 • KATIE DACK
Catcher/UT • Sophomore • Parker, Colo. • Rock Canyon

CAREER HIGHS					
Hits:	3	2x, last vs. Minnesota (5/21/22)	RBI:	4	3x, last at Georgia (3/27/22)
Doubles:	2	vs. Kansas (2/20/22)	Runs:	3	last vs. Abilene Christian (4/1/22)
Triples:	1	vs. Pitt (2/19/22)	Walks:	3	vs. Abilene Christian (4/2/22)
Home Runs:	1	13x, last vs. Minnesota (5/21/22)	Stolen Bases:	1	2x, last at Auburn (3/13/22)

2023 TEAM PHOTO ROSTER



1

Hallie Wacaser
SO - OF
Centerton, Ark.



3

Bethaney Keen
SR - INF
Bradenton, Fla.



4

Jahni Kerr
SO - OF
Mableton, Ga.



5

Allison Royalty
JR - P
Corinth, Texas



6

Kaley Mudge
JR - OF
Winter Springs, Fla.



8

Kalei Harding
JR - UT
Murfreesboro, Tenn.



9

Devyn Flaherty
JR - INF
Sarasota, Fla.



10

Josie Muffley
SR - INF
Portage, Mich.



12

Amaya Ross
SO - INF
Jacksonville, Fla.



13

Mack Leonard
SR - P/1B
Normal, Ill.



14

Autumn Belviy
SO - OF
San Diego, Calif.



16

Ali DuBois
SR - P
Torrington, Conn.




17

Emma Wilson
SR - P
Dallas, Ga.



20

Kaia LoPreste
SR - C
Brandon, Fla.




21

Madi Balk
FR - P
Lancaster, New York



24

Madi Frey
FR - C/UT
Lutz, Fla.



27

Krystina Hartley
SO - INF
St. Petersburg, Fla.



30

Avery Weisbrook
FR - INF
Torrance, Calif.



31

Makenna Reid
FR - P
Portland, Ore.



32

Kathryn Sandercock
SR - P
McLean, Va.



51

Michaela Edenfield
SO - C
Sneads, Fla.



77

Katie Dack
SO - C/UT
Parker, Colorado



HC

Lonni Alameda
Head Coach



AC

Travis Wilson
Assistant Coach



AC

Troy Cameron
Assistant Coach



AC

Kaleigh Rafter
Volunteer Assistant Coach