



Officials: Jamie Luckie, Tommy Morrissey, Jerry Heater

Georgia Tech - 61

Record: 15-17

NO.	Name	F	Min	FG			3P			FT			Rebounds			Fouls		TP	AS	TO	ST	Blocks		+/-
				M-A	M-A	M-A	OR	DR	TOT	PF	FD	BS	BA											
4	Ja'von Franklin	F	40:00	3-10	0-0	4-8	4	15	19	4	7	10	2	0	0	3	2	1						
0	Lance Terry	G	40:00	3-9	2-6	1-1	2	1	3	0	3	9	1	2	1	0	1	1						
1	Kyle Sturdivant	G	38:53	3-11	1-7	2-2	0	1	1	3	1	9	7	1	1	0	0	2						
3	Dallan "Deebo" Coleman	G	37:24	3-6	1-4	3-4	1	2	3	2	3	10	1	1	2	1	0	4						
13	Miles Kelly	G	36:57	7-15	4-10	3-3	0	2	2	3	2	21	1	1	2	0	0	0						
14	Jalon Moore		06:46	1-2	0-0	0-0	0	0	0	0	0	2	0	0	0	0	1	-3						
Team							0	1	1			0		0										
Totals				20-53	8-27	13-18	7	22	29	12	16	61	12	5	6	4	4	1						

Technical Fouls::NONE

Dead Ball Rebounds: 2, 0

Shooting By Period		
1st FG%	7-25	28.0%
3PT%	4-17	23.5%
FT%	3-6	50%
2nd FG%	13-28	46.4%
3PT%	4-10	40.0%
FT%	10-12	83.3%
GM FG%	20-53	37.7%
3PT%	8-27	29.6%
FT%	13-18	72.2%

Florida St. - 60

Record: 9-23

NO.	Name	F	Min	FG			3P			FT			Rebounds			Fouls		TP	AS	TO	ST	Blocks		+/-
				M-A	M-A	M-A	OR	DR	TOT	PF	FD	BS	BA											
3	Cameron Corhen	F	28:12	6-10	0-0	0-2	4	8	12	3	1	12	1	1	0	1	0	-4						
1	Jalen Warley	G	28:51	2-5	0-2	2-3	0	4	4	2	2	6	3	1	1	0	0	0						
4	Caleb Mills	G	28:55	3-6	1-3	0-0	0	2	2	3	3	7	4	1	0	0	-3							
22	Darin Green Jr.	G	38:46	4-14	3-10	1-2	2	1	3	2	1	12	4	1	0	0	-1							
35	Matthew Cleveland	G	20:30	3-8	1-3	1-2	0	3	3	1	2	8	0	1	0	0	1							
11	Baba Miller		17:14	2-5	0-3	0-0	1	7	8	3	1	4	1	2	0	0	-6							
0	Chandler Jackson		19:51	3-6	1-1	0-0	2	2	4	2	0	7	1	2	1	0	2							
24	Naheem McLeod		11:48	1-2	0-0	0-0	3	1	4	0	1	2	0	0	0	3	1	3						
12	Tom House		03:07	0-2	0-1	2-3	1	0	1	0	1	2	0	0	0	0	1	2						
5	De'Ante Green		02:46	0-0	0-0	0-0	0	0	0	0	0	0	0	0	1	0	0	3						
Team							1	1	2			0		0										
Totals				24-58	6-23	6-12	14	29	43	16	12	60	14	9	3	4	4	-1						

Technical Fouls::NONE

Dead Ball Rebounds: 4, 0

Shooting By Period		
1st FG%	13-32	40.6%
3PT%	2-10	20.0%
FT%	3-5	60%
2nd FG%	11-26	42.3%
3PT%	4-13	30.8%
FT%	3-7	42.9%
GM FG%	24-58	41.4%
3PT%	6-23	26.1%
FT%	6-12	50.0%

	GaT	FSU
Biggest lead	4 (1st 18:22)	11 (1st 1:37)
Best Scoring Run	6(2nd 0:02)	8(1st 14:00)
Lead Changes	2	
Times Tied	2	
Time with Lead	03:42	34:12

	GaT	FSU
Points from		
Turnovers	5	6
Paint	20	32
Second Chance	6	11
Fast Breaks	0	5
Bench	2	15

	Period by Period Scoring		
	1st	2nd	TOT
GaT	21	40	61
FSU	31	29	60



Officials: Jamie Luckie, Tommy Morrissey, Jerry Heater

Period 1

Quarter Starters:

FSU	1 Warley J	3 Corhen C	4 Mills C	22 Green Jr. D	35 Cleveland M
GaT	0 Terry L	1 Sturdivant K	3 Coleman D	4 Franklin J	13 Kelly M

Game Time	FSU	Score	Diff	GaT
20:00	3 CORHEN C jumpball won			4 FRANKLIN J jumpball lost
19:40	22 GREEN JR. D 3pt FG , jump shot missed			
19:35	22 GREEN JR. D offensive rebound (1)			
19:31	35 CLEVELAND M 2pt FG second chance outside the paint, pull up jump shot missed			
19:28				4 FRANKLIN J defensive rebound (1)
19:16		0-3	-3	0 TERRY L 3pt FG , jump shot made (3)
19:16				1 STURDIVANT K assist (1)
18:48	35 CLEVELAND M 2pt FG outside the paint, pull up jump shot made (2)	2-3	-1	
18:48	1 WARLEY J assist (1)			
18:22		2-6	-4	1 STURDIVANT K 3pt FG , jump shot made (3)
18:22				13 KELLY M assist (1)
18:02	22 GREEN JR. D 3pt FG , jump shot missed			
18:00				4 FRANKLIN J defensive rebound (2)
17:37				1 STURDIVANT K 3pt FG , jump shot missed
17:34				0 TERRY L offensive rebound (1)
17:26				1 STURDIVANT K 2pt FG second chance in the paint, driving layup missed
17:25	3 CORHEN C defensive rebound (1)			
17:14	1 WARLEY J 2pt FG in the paint, driving layup made (2)	4-6	-2	
16:50	3 CORHEN C foul shooting (1 - 1)			4 FRANKLIN J foul drawn (1)
16:50				4 FRANKLIN J free throw 1 - 2 missed
16:50				offensive dead ball rebound (1)
16:50				4 FRANKLIN J free throw 2 - 2 missed
16:50	3 CORHEN C defensive rebound (2)			
16:39	35 CLEVELAND M foul drawn (1)			13 KELLY M foul shooting (1 - 1)
16:39	35 CLEVELAND M free throw 1 - 2 missed			
16:39	offensive dead ball rebound (1)			
16:39	35 CLEVELAND M free throw 2 - 2 made (3)	5-6	-1	
16:19				4 FRANKLIN J 2pt FG in the paint, alleyoop missed
16:15	3 CORHEN C defensive rebound (3)			
16:15	35 CLEVELAND M foul drawn (2)			13 KELLY M foul personal (2 - 2)
16:12	35 CLEVELAND M 3pt FG , jump shot missed			
16:09	offensive rebound (5)			
16:01	3 CORHEN C 2pt FG second chance outside the paint, jump shot missed			
15:58				4 FRANKLIN J defensive rebound (3)
15:42	1 WARLEY J steal (1)			3 COLEMAN D turnover bad pass (1)
15:36	4 MILLS C 2pt FG fast break from turnover in the paint, layup made (2)	7-6	1	
15:07				3 COLEMAN D 3pt FG , jump shot missed
15:03	22 GREEN JR. D defensive rebound (2)			
14:37	35 CLEVELAND M 2pt FG in the paint, layup missed			
14:35	3 CORHEN C offensive rebound (4)			



Official Basketball Play by Play - First Half
Georgia Tech at Florida St.
 03/07/23 Greensboro Coliseum, Greensboro, NC
 2023 New York Life ACC Men's Basketball Tournament

Game Time: 2:00 PM
 Game Duration: 2:06

Officials: Jamie Luckie, Tommy Morrissey, Jerry Heater

Game Time	FSU	Score	Diff	GaT
14:34	3 CORHEN C 2pt FG second chance in the paint, layup missed			
14:34	3 CORHEN C offensive rebound (5)			
14:34	3 CORHEN C turnover lost ball (1)			3 COLEMAN D steal (1)
14:27				1 STURDIVANT K 3pt FG from turnover, jump shot missed
14:22	4 MILLS C defensive rebound (1)			
14:19	4 MILLS C foul drawn (1)			1 STURDIVANT K foul personal (1 - 3)
14:19	Timeout media			
14:00	22 GREEN JR. D 3pt FG , jump shot made (3)	10-6	4	
14:00	3 CORHEN C assist (1)			
13:27	4 MILLS C substitution out			
13:27	11 MILLER B substitution in			
13:25				0 TERRY L 3pt FG , jump shot missed
13:21	11 MILLER B defensive rebound (1)			
13:03	3 CORHEN C 2pt FG in the paint, layup missed			
13:00				4 FRANKLIN J defensive rebound (4)
12:56				13 KELLY M 3pt FG , jump shot missed
12:52	11 MILLER B defensive rebound (2)			
12:45	3 CORHEN C substitution out			
12:45	0 JACKSON C substitution in			
12:45	1 WARLEY J substitution out			
12:45	24 MCLEOD N substitution in			
12:45				13 KELLY M substitution out
12:45				14 MOORE J substitution in
12:22	22 GREEN JR. D 2pt FG outside the paint, turnaround jump shot missed			
12:20				defensive rebound (6)
12:03		10-9	1	3 COLEMAN D 3pt FG , jump shot made (3)
12:03				1 STURDIVANT K assist (2)
11:45	11 MILLER B turnover lost ball (1)			0 TERRY L steal (1)
11:45	Timeout media			
11:23				4 FRANKLIN J 2pt FG from turnover in the paint, hook shot missed
11:21	24 MCLEOD N defensive rebound (1)			
11:12	0 JACKSON C 2pt FG in the paint, floating jump shot missed			
11:04				3 COLEMAN D defensive rebound (1)
10:55				1 STURDIVANT K 3pt FG , jump shot missed
10:52	35 CLEVELAND M defensive rebound (1)			
10:32	35 CLEVELAND M 2pt FG outside the paint, pull up jump shot missed			
10:29	24 MCLEOD N offensive rebound (2)			
10:27	24 MCLEOD N 2pt FG second chance outside the paint, hook shot made (2)	12-9	3	
09:58				0 TERRY L 3pt FG , jump shot missed
09:56				4 FRANKLIN J offensive rebound (5)
09:56	11 MILLER B foul personal (1 - 2)			4 FRANKLIN J foul drawn (2)
09:56				1 STURDIVANT K substitution out
09:56				13 KELLY M substitution in
09:56	35 CLEVELAND M substitution out			
09:56	4 MILLS C substitution in			
09:42				3 COLEMAN D 3pt FG second chance, jump shot missed



Georgia Tech at Florida St.

03/07/23 Greensboro Coliseum, Greensboro, NC
2023 New York Life ACC Men's Basketball Tournament

Officials: Jamie Luckie, Tommy Morrissey, Jerry Heater

Game Time	FSU	Score	Diff	GaT
09:40				3 COLEMAN D offensive rebound (2)
09:39	4 MILLS C foul shooting (1 - 3)			3 COLEMAN D foul drawn (1)
09:39				3 COLEMAN D free throw 1 - 2 missed
09:39				offensive dead ball rebound (2)
09:39		12-10	2	3 COLEMAN D free throw 2 - 2 made (4)
09:17	4 MILLS C 2pt FG in the paint, driving layup made (4)	14-10	4	
08:49				13 KELLY M turnover bad pass (1)
08:49				3 COLEMAN D substitution out
08:49				1 STURDIVANT K substitution in
08:25	11 MILLER B 2pt FG from turnover in the paint, turnaround jump shot made (2)	16-10	6	
07:58		16-12	4	14 MOORE J 2pt FG in the paint, layup made (2)
07:58				4 FRANKLIN J assist (1)
07:34	0 JACKSON C 3pt FG , jump shot made (3)	19-12	7	
07:34	11 MILLER B assist (1)			
06:56				13 KELLY M 3pt FG , jump shot missed
06:54	11 MILLER B defensive rebound (3)			
06:43	11 MILLER B 3pt FG , jump shot missed			
06:39	24 MCLEOD N offensive rebound (3)			
06:37	22 GREEN JR. D 3pt FG second chance, jump shot missed			
06:34				4 FRANKLIN J defensive rebound (6)
06:22				14 MOORE J 2pt FG in the paint, driving layup blocked
06:22	24 MCLEOD N block (1)			
06:19	0 JACKSON C defensive rebound (1)			
06:13	4 MILLS C foul offensive (2 - 4)			0 TERRY L foul drawn (1)
06:13	4 MILLS C turnover offensive (1)			
06:13	Timeout media			
06:13	0 JACKSON C substitution out			
06:13	11 MILLER B substitution out			
06:13	24 MCLEOD N substitution out			
06:13	1 WARLEY J substitution in			
06:13	3 CORHEN C substitution in			
06:13	12 HOUSE T substitution in			
06:13				14 MOORE J substitution out
06:13				3 COLEMAN D substitution in
05:46				1 STURDIVANT K 3pt FG from turnover, jump shot missed
05:41	3 CORHEN C defensive rebound (6)			
05:36	3 CORHEN C 2pt FG in the paint, layup made (2)	21-12	9	
05:36	4 MILLS C assist (1)			
05:14	1 WARLEY J foul shooting (1 - 5)			4 FRANKLIN J foul drawn (3)
05:14		21-13	8	4 FRANKLIN J free throw 1 - 2 made (1)
05:14	4 MILLS C substitution out			
05:14	0 JACKSON C substitution in			
05:14		21-14	7	4 FRANKLIN J free throw 2 - 2 made (2)
05:09	22 GREEN JR. D 3pt FG , jump shot missed			
05:04	12 HOUSE T offensive rebound (1)			
05:01	12 HOUSE T 2pt FG second chance outside the paint, floating jump shot blocked			
05:01				4 FRANKLIN J block (1)
04:53	22 GREEN JR. D offensive rebound (3)			



Georgia Tech at Florida St.

03/07/23 Greensboro Coliseum, Greensboro, NC
2023 New York Life ACC Men's Basketball Tournament

Officials: Jamie Luckie, Tommy Morrissey, Jerry Heater

Game Time	FSU	Score	Diff	GaT
04:52	22 GREEN JR. D 2pt FG second chance in the paint, jump shot made (5)	23-14	9	
04:48	0 JACKSON C steal (1)			0 TERRY L turnover lost ball (1)
04:44	22 GREEN JR. D 3pt FG from turnover, jump shot missed			
04:41				4 FRANKLIN J defensive rebound (7)
04:32		23-16	7	3 COLEMAN D 2pt FG in the paint, floating jump shot made (6)
04:12	12 HOUSE T 3pt FG , jump shot missed			
04:10				13 KELLY M defensive rebound (1)
04:04				3 COLEMAN D 3pt FG , jump shot missed
04:03	3 CORHEN C defensive rebound (7)			
03:53	0 JACKSON C 2pt FG in the paint, layup blocked			
03:53				4 FRANKLIN J block (2)
03:53				4 FRANKLIN J defensive rebound (8)
03:53	jump ball situation			
03:53	Timeout media			
03:30				0 TERRY L 3pt FG , jump shot missed
03:27	3 CORHEN C defensive rebound (8)			
03:07	12 HOUSE T foul drawn (1)			4 FRANKLIN J foul shooting (1 - 4)
03:06	12 HOUSE T free throw 1 - 3 missed			
03:06	offensive dead ball rebound (2)			
03:06	12 HOUSE T free throw 2 - 3 made (1)	24-16	8	
03:06	12 HOUSE T free throw 3 - 3 made (2)	25-16	9	
03:06	12 HOUSE T substitution out			
03:06	11 MILLER B substitution in			
02:47		25-18	7	13 KELLY M 2pt FG in the paint, floating jump shot made (2)
02:47				1 STURDIVANT K assist (3)
02:46	11 MILLER B substitution out			
02:46	5 GREEN D substitution in			
02:20	3 CORHEN C 2pt FG in the paint, alleyoop made (4)	27-18	9	
02:20	22 GREEN JR. D assist (1)			
02:04	jump ball situation			
02:04	5 GREEN D steal (1)			0 TERRY L turnover lost ball (2)
01:37	1 WARLEY J 2pt FG from turnover in the paint, pull up jump shot made (4)	29-18	11	
01:23				13 KELLY M 2pt FG in the paint, layup missed
01:21	0 JACKSON C defensive rebound (2)			
01:18	0 JACKSON C turnover lost ball (1)			13 KELLY M steal (1)
01:15				Timeout 30 Sec
00:58		29-21	8	13 KELLY M 3pt FG from turnover, jump shot made (5)
00:58				3 COLEMAN D assist (1)
00:40	3 CORHEN C 2pt FG in the paint, layup made (6)	31-21	10	
00:40	0 JACKSON C assist (1)			
00:17				1 STURDIVANT K 3pt FG , jump shot missed
00:14	defensive rebound (24)			
00:14	3 CORHEN C substitution out			
00:14	24 MCLEOD N substitution in			
00:14	Timeout 30 Sec			
00:14				13 KELLY M substitution out
00:14				14 MOORE J substitution in
00:01	1 WARLEY J 2pt FG outside the paint, pull up jump shot missed			



Official Basketball Play by Play - First Half
Georgia Tech at Florida St.
03/07/23 Greensboro Coliseum, Greensboro, NC
2023 New York Life ACC Men's Basketball Tournament

Game Time: 2:00 PM
Game Duration: 2:06

Officials: Jamie Luckie, Tommy Morrissey, Jerry Heater

Game Time	FSU	Score	Diff	GaT
00:00				3 COLEMAN D defensive rebound (3)
END OF PERIOD				
FSU 31-21 GaT				



Georgia Tech at Florida St.

03/07/23 Greensboro Coliseum, Greensboro, NC
2023 New York Life ACC Men's Basketball Tournament

Officials: Jamie Luckie, Tommy Morrissey, Jerry Heater

Georgia Tech - 21

NO.	Name	F/G	Min	FG			Rebounds			Fouls		TP	AS	TO	ST	Blocks		+/-
				M-A	M-A	M-A	OR	DR	TOT	PF	FD					BS	BA	
4	Ja'von Franklin	F	20:00	0-2	0-0	2-4	1	7	8	1	3	2	1	0	0	2	0	-10
0	Lance Terry	G	20:00	1-4	1-4	0-0	1	0	1	0	1	3	0	2	1	0	0	-10
1	Kyle Sturdivant	G	18:53	1-7	1-6	0-0	0	0	0	1	0	3	3	0	0	0	0	-9
3	Dallan "Deebo" Coleman	G	17:24	2-5	1-4	1-2	1	2	3	0	1	6	1	1	1	0	0	-7
13	Miles Kelly	G	16:57	2-5	1-3	0-0	0	1	1	2	0	5	1	1	1	0	0	-11
14	Jalon Moore		06:46	1-2	0-0	0-0	0	0	0	0	0	2	0	0	0	0	1	-3
Team							0	1	1			0		0				
Totals				7-25	4-17	3-6	3	11	14	4	5	21	6	4	3	2	1	-10

Shooting By Period		
1st FG%	7-25	28.0%
3PT%	4-17	23.5%
FT%	3-6	50%
GM FG%	7-25	28.0%
3PT%	4-17	23.5%
FT%	3-6	50.0%

Dead Ball Rebounds: 2, 0

Technical Fouls::NONE

Florida St. - 31

NO.	Name	F/G	Min	FG			Rebounds			Fouls		TP	AS	TO	ST	Blocks		+/-
				M-A	M-A	M-A	OR	DR	TOT	PF	FD					BS	BA	
3	Cameron Corhen	F	13:14	3-6	0-0	0-0	2	6	8	1	0	6	1	1	0	0	0	7
1	Jalen Warley	G	13:28	2-3	0-0	0-0	0	0	0	1	0	4	1	0	1	0	0	7
4	Caleb Mills	G	11:15	2-2	0-0	0-0	0	1	1	2	1	4	1	1	0	0	0	9
22	Darin Green Jr.	G	20:00	2-8	1-6	0-0	2	1	3	0	0	5	1	0	0	0	0	10
35	Matthew Cleveland	G	10:04	1-5	0-1	1-2	0	1	1	0	2	3	0	0	0	0	0	3
11	Baba Miller		07:34	1-2	0-1	0-0	0	3	3	1	0	2	1	1	0	0	0	1
0	Chandler Jackson		11:46	1-3	1-1	0-0	0	2	2	0	0	3	1	1	1	0	1	5
24	Naheem McLeod		06:46	1-1	0-0	0-0	2	1	3	0	0	2	0	0	0	1	0	3
12	Tom House		03:07	0-2	0-1	2-3	1	0	1	0	1	2	0	0	0	0	1	2
5	De'Ante Green		02:46	0-0	0-0	0-0	0	0	0	0	0	0	0	0	1	0	0	3
Team							1	1	2			0		0				
Totals				13-32	2-10	3-5	8	16	24	5	4	31	6	4	3	1	2	10

Shooting By Period		
1st FG%	13-32	40.6%
3PT%	2-10	20.0%
FT%	3-5	60%
GM FG%	13-32	40.6%
3PT%	2-10	20.0%
FT%	3-5	60.0%

Dead Ball Rebounds: 2, 0

Technical Fouls::NONE

	GaT	FSU
Biggest lead	4 (1st 18:22)	11 (1st 1:37)
Best Scoring Run	3(1st 19:16)	8(1st 14:00)
Lead Changes	1	
Times Tied	0	
Time with Lead	03:40	15:36

	GaT	FSU
Points from		
Turnovers	3	6
Paint	6	18
Second Chance	1	4
Fast Breaks	0	2
Bench	2	9

	Period by Period Scoring		
	1st	2nd	TOT
GaT	21	40	61
FSU	31	29	60



Officials: Jamie Luckie, Tommy Morrissey, Jerry Heater

Period 2

Quarter Starters:

FSU	1 Warley J	3 Corhen C	4 Mills C	22 Green Jr. D	35 Cleveland M
GaT	0 Terry L	1 Sturdivant K	3 Coleman D	4 Franklin J	13 Kelly M

Game Time	FSU	Score	Diff	GaT
20:00	0 JACKSON C substitution out			
20:00	5 GREEN D substitution out			
20:00	24 MCLEOD N substitution out			
20:00	3 CORHEN C substitution in			
20:00	4 MILLS C substitution in			
20:00	35 CLEVELAND M substitution in			
20:00				14 MOORE J substitution out
20:00				13 KELLY M substitution in
19:42	3 CORHEN C foul personal (2 - 1)			4 FRANKLIN J foul drawn (4)
19:40				13 KELLY M 3pt FG , jump shot missed
19:37				0 TERRY L offensive rebound (2)
19:33		31-23	8	1 STURDIVANT K 2pt FG second chance outside the paint, pull up jump shot made (5)
19:33				0 TERRY L assist (1)
19:11	35 CLEVELAND M 3pt FG , jump shot missed			
19:07				0 TERRY L defensive rebound (3)
18:50				1 STURDIVANT K turnover travel (1)
18:30	1 WARLEY J 3pt FG from turnover, jump shot missed			
18:27				1 STURDIVANT K defensive rebound (1)
18:10	3 CORHEN C foul shooting (3 - 2)			4 FRANKLIN J foul drawn (5)
18:10		31-24	7	4 FRANKLIN J free throw 1 - 2 made (3)
18:10	3 CORHEN C substitution out			
18:10	24 MCLEOD N substitution in			
18:10				4 FRANKLIN J free throw 2 - 2 missed
18:10	35 CLEVELAND M defensive rebound (2)			
17:43	4 MILLS C 3pt FG , jump shot missed			
17:40				4 FRANKLIN J defensive rebound (9)
17:24		31-26	5	13 KELLY M 2pt FG in the paint, driving layup made (7)
17:09	1 WARLEY J 3pt FG , jump shot missed			
17:07	24 MCLEOD N offensive rebound (4)			
17:07	24 MCLEOD N foul drawn (1)			13 KELLY M foul personal (3 - 1)
17:03	22 GREEN JR. D 3pt FG second chance, jump shot made (8)	34-26	8	
17:03	4 MILLS C assist (2)			
16:40		34-29	5	0 TERRY L 3pt FG , jump shot made (6)
16:40				4 FRANKLIN J assist (2)
16:20	35 CLEVELAND M 3pt FG , jump shot made (6)	37-29	8	
16:20	22 GREEN JR. D assist (2)			
15:58				4 FRANKLIN J 2pt FG in the paint, hook shot blocked
15:58	24 MCLEOD N block (2)			
15:55	1 WARLEY J defensive rebound (1)			
15:53	22 GREEN JR. D 3pt FG fast break, jump shot made (11)	40-29	11	
15:53	1 WARLEY J assist (2)			
15:51				Timeout 30 Sec



Officials: Jamie Luckie, Tommy Morrissey, Jerry Heater

Game Time	FSU	Score	Diff	GaT
15:51	Timeout media			
15:27		40-31	9	13 KELLY M 2pt FG in the paint, driving layup made (9)
15:02	24 MCLEOD N 2pt FG in the paint, hook shot blocked			
15:02				4 FRANKLIN J block (3)
14:57				13 KELLY M defensive rebound (2)
14:54				1 STURDIVANT K 2pt FG in the paint, pull up jump shot missed
14:51				4 FRANKLIN J offensive rebound (10)
14:50				4 FRANKLIN J 2pt FG second chance in the paint, layup blocked
14:50	24 MCLEOD N block (3)			
14:48	1 WARLEY J defensive rebound (2)			
14:33	4 MILLS C foul drawn (2)			4 FRANKLIN J foul personal (2 - 2)
14:33	Timeout media			
14:32	22 GREEN JR. D 3pt FG , jump shot missed			
14:26				4 FRANKLIN J defensive rebound (11)
14:14		40-34	6	13 KELLY M 3pt FG , jump shot made (12)
13:48	22 GREEN JR. D turnover bad pass (1)			13 KELLY M steal (2)
13:18				13 KELLY M 3pt FG from turnover, step back jump shot missed
13:15	1 WARLEY J defensive rebound (3)			
13:08	1 WARLEY J foul drawn (1)			3 COLEMAN D foul shooting (1 - 3)
13:08	1 WARLEY J free throw 1 - 2 made (5)	41-34	7	
13:08	24 MCLEOD N substitution out			
13:08	35 CLEVELAND M substitution out			
13:08	3 CORHEN C substitution in			
13:08	11 MILLER B substitution in			
13:08	1 WARLEY J free throw 2 - 2 made (6)	42-34	8	
13:08	1 WARLEY J substitution out			
13:08	0 JACKSON C substitution in			
12:51				13 KELLY M 2pt FG in the paint, driving layup missed
12:47				4 FRANKLIN J offensive rebound (12)
12:47		42-36	6	4 FRANKLIN J 2pt FG second chance in the paint, dunk, made (5)
12:44	4 MILLS C 3pt FG , jump shot missed			
12:40				4 FRANKLIN J defensive rebound (13)
12:40	11 MILLER B foul personal (2 - 3)			0 TERRY L foul drawn (2)
12:16				4 FRANKLIN J 2pt FG outside the paint, jump shot missed
12:13	11 MILLER B defensive rebound (4)			
12:05	4 MILLS C foul drawn (3)			1 STURDIVANT K foul personal (2 - 4)
11:55	22 GREEN JR. D foul drawn (1)			3 COLEMAN D foul shooting (2 - 5)
11:55	Timeout media			
11:55	22 GREEN JR. D free throw 1 - 2 missed			
11:55	offensive dead ball rebound (3)			
11:55	22 GREEN JR. D free throw 2 - 2 made (12)	43-36	7	
11:39		43-38	5	4 FRANKLIN J 2pt FG in the paint, dunk, made (7)
11:39				1 STURDIVANT K assist (4)
11:16	11 MILLER B turnover lost ball (2)			3 COLEMAN D steal (2)
11:10				0 TERRY L 3pt FG from turnover, jump shot missed
11:07	11 MILLER B defensive rebound (5)			
10:53	11 MILLER B 3pt FG , jump shot missed			
10:48	0 JACKSON C offensive rebound (3)			



Officials: Jamie Luckie, Tommy Morrissey, Jerry Heater

Game Time	FSU	Score	Diff	GaT
10:35	22 GREEN JR. D 2pt FG second chance outside the paint, turnaround jump shot missed			
10:32				4 FRANKLIN J defensive rebound (14)
10:16	0 JACKSON C foul personal (1 - 4)			4 FRANKLIN J foul drawn (6)
09:58				1 STURDIVANT K 3pt FG , jump shot missed
09:54	4 MILLS C defensive rebound (2)			
09:46	3 CORHEN C 2pt FG outside the paint, hook shot missed			
09:45	11 MILLER B offensive rebound (6)			
09:45	11 MILLER B foul drawn (1)			1 STURDIVANT K foul personal (3 - 6)
09:45	22 GREEN JR. D substitution out			
09:45	35 CLEVELAND M substitution in			
09:37	35 CLEVELAND M 2pt FG second chance in the paint, pull up jump shot made (8)	45-38	7	
09:14		45-40	5	4 FRANKLIN J 2pt FG in the paint, layup made (9)
09:14				1 STURDIVANT K assist (5)
09:05	11 MILLER B 3pt FG , jump shot missed			
09:02	3 CORHEN C offensive rebound (9)			
08:54	0 JACKSON C 2pt FG second chance in the paint, pull up jump shot made (5)	47-40	7	
08:31	4 MILLS C foul shooting (3 - 5)			13 KELLY M foul drawn (1)
08:31		47-41	6	13 KELLY M free throw 1 - 3 made (13)
08:31		47-42	5	13 KELLY M free throw 2 - 3 made (14)
08:31	4 MILLS C substitution out			
08:31	22 GREEN JR. D substitution in			
08:31		47-43	4	13 KELLY M free throw 3 - 3 made (15)
08:31	1 WARLEY J substitution in			
08:31	0 JACKSON C substitution out			
08:05	1 WARLEY J turnover lost ball (1)			1 STURDIVANT K steal (1)
07:59				13 KELLY M 3pt FG from turnover, jump shot missed
07:55	11 MILLER B defensive rebound (7)			
07:45	Timeout 30 Sec			
07:45				Timeout media
07:38	11 MILLER B 2pt FG in the paint, alleyoop made (4)	49-43	6	
07:38	22 GREEN JR. D assist (3)			
07:10				4 FRANKLIN J 2pt FG in the paint, hook shot missed
07:08	11 MILLER B defensive rebound (8)			
06:43	35 CLEVELAND M foul offensive (1 - 6)			13 KELLY M foul drawn (2)
06:43	35 CLEVELAND M turnover offensive (1)			
06:25				0 TERRY L 2pt FG from turnover in the paint, driving layup blocked
06:25	3 CORHEN C block (1)			
06:20	35 CLEVELAND M defensive rebound (3)			
06:14	22 GREEN JR. D 2pt FG outside the paint, floating jump shot missed			
06:11	3 CORHEN C offensive rebound (10)			
06:11	3 CORHEN C foul drawn (1)			4 FRANKLIN J foul shooting (3 - 7)
06:11	3 CORHEN C free throw 1 - 2 missed			
06:11	offensive dead ball rebound (4)			
06:11	35 CLEVELAND M substitution out			
06:11	4 MILLS C substitution in			
06:11	3 CORHEN C free throw 2 - 2 missed			



Officials: Jamie Luckie, Tommy Morrissey, Jerry Heater

Game Time	FSU	Score	Diff	GaT
06:11				4 FRANKLIN J defensive rebound (15)
05:53	22 GREEN JR. D foul personal (1 - 7)			3 COLEMAN D foul drawn (2)
05:53		49-44	5	3 COLEMAN D 1&1 free throw 1 made (7)
05:53		49-45	4	3 COLEMAN D 1&1 free throw 2 made (8)
05:32	3 CORHEN C 2pt FG in the paint, alleyoop made (8)	51-45	6	
05:32	1 WARLEY J assist (3)			
05:10		51-48	3	13 KELLY M 3pt FG , pull up jump shot made (18)
05:08				Timeout 30 Sec
04:49	3 CORHEN C 2pt FG in the paint, layup made (10)	53-48	5	
04:49	4 MILLS C assist (3)			
04:24				13 KELLY M 3pt FG , jump shot missed
04:21	1 WARLEY J defensive rebound (4)			
04:21	1 WARLEY J foul drawn (2)			4 FRANKLIN J foul personal (4 - 8)
04:21	1 WARLEY J 1&1 free throw 1 missed			
04:21				4 FRANKLIN J defensive rebound (16)
04:11		53-50	3	0 TERRY L 2pt FG in the paint, driving layup made (8)
04:11	11 MILLER B foul shooting (3 - 8)			0 TERRY L foul drawn (3)
04:11		53-51	2	0 TERRY L free throw 1 - 1 made (9)
03:48	4 MILLS C 2pt FG in the paint, floating jump shot missed			
03:45				4 FRANKLIN J defensive rebound (17)
03:39		53-53	0	3 COLEMAN D 2pt FG outside the paint, jump shot made (10)
03:39				1 STURDIVANT K assist (6)
03:28	Timeout 30 Sec			
03:28				Timeout media
03:28	11 MILLER B substitution out			
03:28	0 JACKSON C substitution in			
03:11	0 JACKSON C 2pt FG in the paint, layup made (7)	55-53	2	
02:52				4 FRANKLIN J 2pt FG in the paint, layup missed
02:49	3 CORHEN C defensive rebound (11)			
02:30	3 CORHEN C 2pt FG in the paint, layup made (12)	57-53	4	
02:30	4 MILLS C assist (4)			
02:27	1 WARLEY J foul personal (2 - 9)			1 STURDIVANT K foul drawn (1)
02:27		57-54	3	1 STURDIVANT K 1&1 free throw 1 made (6)
02:27		57-55	2	1 STURDIVANT K 1&1 free throw 2 made (7)
02:04	4 MILLS C 3pt FG , jump shot made (7)	60-55	5	
02:04	22 GREEN JR. D assist (4)			
01:46		60-58	2	13 KELLY M 3pt FG , jump shot made (21)
01:46				1 STURDIVANT K assist (7)
01:15	0 JACKSON C 2pt FG in the paint, layup blocked			
01:15				3 COLEMAN D block (1)
01:13	0 JACKSON C offensive rebound (4)			
01:13	0 JACKSON C foul offensive (2 - 10)			3 COLEMAN D foul drawn (3)
01:13	0 JACKSON C turnover offensive (2)			
00:56		60-60	0	1 STURDIVANT K 2pt FG from turnover in the paint, pull up jump shot made (9)
00:28	22 GREEN JR. D 3pt FG , jump shot missed			
00:25				4 FRANKLIN J defensive rebound (18)
00:02				0 TERRY L 2pt FG in the paint, dunk, missed
00:02				4 FRANKLIN J offensive rebound (19)



Official Basketball Play by Play - Second Half
Georgia Tech at Florida St.
03/07/23 Greensboro Coliseum, Greensboro, NC
2023 New York Life ACC Men's Basketball Tournament

Game Time: 2:00 PM
Game Duration: 2:06

Officials: Jamie Luckie, Tommy Morrissey, Jerry Heater

Game Time	FSU	Score	Diff	GaT
00:02	22 GREEN JR. D foul shooting (2 - 11)			4 FRANKLIN J foul drawn (7)
00:02		60-61	-1	4 FRANKLIN J free throw 1 - 2 made (10)
00:02				Timeout 60 Sec
00:02				4 FRANKLIN J free throw 2 - 2 missed
00:02	3 CORHEN C defensive rebound (12)			
END OF GAME				
FSU 60-61 GaT				



Officials: Jamie Luckie, Tommy Morrissey, Jerry Heater

Georgia Tech - 40

NO.	Name	Min	FG		3P		FT		Rebounds			Fouls		TP	AS	TO	ST	Blocks		+/-
			M-A	M-A	M-A	OR	DR	TOT	PF	FD	BS	BA								
4	Ja'von Franklin	F 20:00	3-8	0-0	2-4	3	8	11	3	4	8	1	0	0	1	2	11			
0	Lance Terry	G 20:00	2-5	1-2	1-1	1	1	2	0	2	6	1	0	0	0	1	11			
1	Kyle Sturdivant	G 20:00	2-4	0-1	2-2	0	1	1	2	1	6	4	1	1	0	0	11			
3	Dallan "Deebo" Coleman	G 20:00	1-1	0-0	2-2	0	0	0	2	2	4	0	0	1	1	0	11			
13	Miles Kelly	G 20:00	5-10	3-7	3-3	0	1	1	1	2	16	0	0	1	0	0	11			
14	Jalon Moore	00:00	0-0	0-0	0-0	0	0	0	0	0	0	0	0	0	0	0	0			
Team									0	0	0			0						
Totals			13-28	4-10	10-12	4	11	15	8	11	40	6	1	3	2	3	11			

Shooting By Period		
2nd FG%	13-28	46.4%
3PT%	4-10	40.0%
FT%	10-12	83.3%
GM FG%	13-28	46.4%
3PT%	4-10	40.0%
FT%	10-12	83.3%

Dead Ball Rebounds: 0, 0

Technical Fouls::NONE

Florida St. - 29

NO.	Name	Min	FG		3P		FT		Rebounds			Fouls		TP	AS	TO	ST	Blocks		+/-
			M-A	M-A	M-A	OR	DR	TOT	PF	FD	BS	BA								
3	Cameron Corhen	F 14:58	3-4	0-0	0-2	2	2	4	2	1	6	0	0	0	0	1	0	-11		
1	Jalen Warley	G 15:23	0-2	0-2	2-3	0	4	4	1	2	2	2	1	0	0	0	-7			
4	Caleb Mills	G 17:40	1-4	1-3	0-0	0	1	1	1	2	3	3	0	0	0	0	-12			
22	Darin Green Jr.	G 18:46	2-6	2-4	1-2	0	0	0	2	1	7	3	1	0	0	0	-11			
35	Matthew Cleveland	G 10:26	2-3	1-2	0-0	0	2	2	1	0	5	0	1	0	0	0	-2			
5	De'Ante Green	00:00	0-0	0-0	0-0	0	0	0	0	0	0	0	0	0	0	0	0			
24	Naheem McLeod	05:02	0-1	0-0	0-0	1	0	1	0	1	0	0	0	0	0	2	1	0		
0	Chandler Jackson	08:05	2-3	0-0	0-0	2	0	2	2	0	4	0	1	0	0	1	-5			
11	Baba Miller	09:40	1-3	0-2	0-0	1	4	5	2	1	2	0	1	0	0	0	-7			
Team									0	0	0			0						
Totals			11-26	4-13	3-7	6	13	19	11	8	29	8	5	0	3	2	-11			

Shooting By Period		
2nd FG%	11-26	42.3%
3PT%	4-13	30.8%
FT%	3-7	42.9%
GM FG%	11-26	42.3%
3PT%	4-13	30.8%
FT%	3-7	42.9%

Dead Ball Rebounds: 2, 0

Technical Fouls::NONE

	GaT	FSU
Biggest lead	1 (2 nd 0:02)	11 (2 nd 15:53)
Best Scoring Run	6(2 nd 0:02)	6(2 nd 15:53)
Lead Changes	1	
Times Tied	2	
Time with Lead	00:02	18:16

Points from	GaT	FSU
Turnovers	2	0
Paint	14	14
Second Chance	5	7
Fast Breaks	0	3
Bench	0	6

Period by Period Scoring			
	1st	2nd	TOT
GaT	21	40	61
FSU	31	29	60

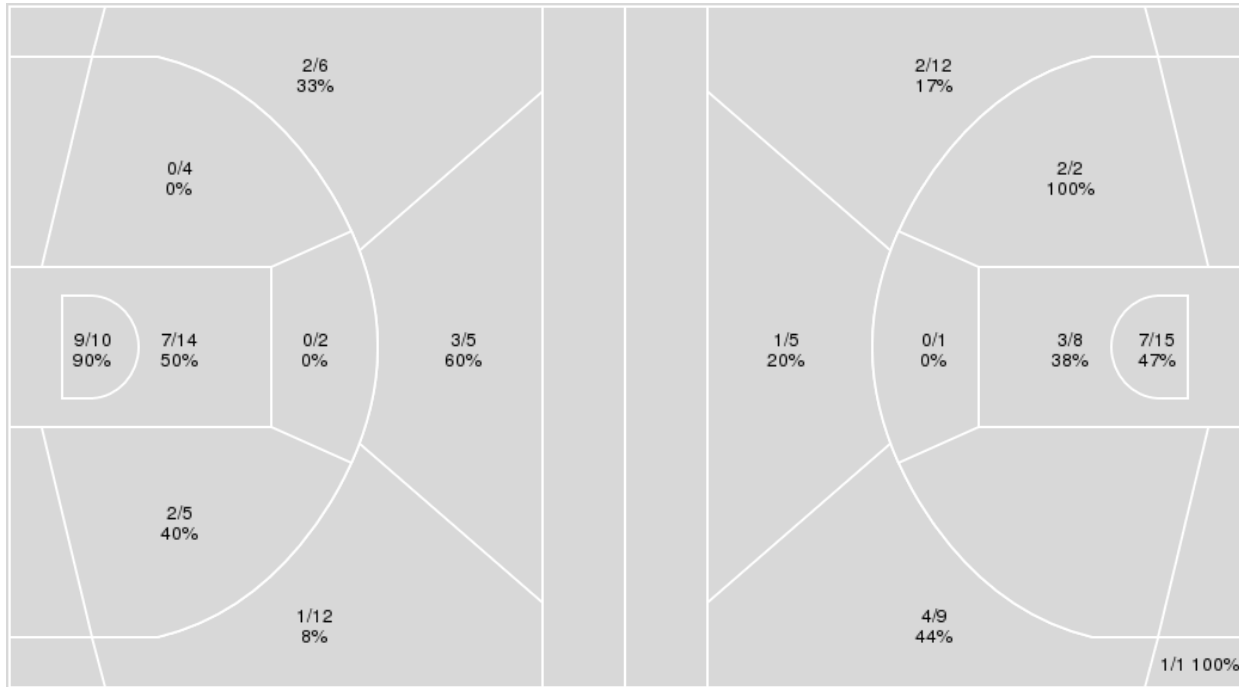


{ Players => 0, 1, 3, 4, 5, 10, 11, 12, 21, 22, 24, 33, 35, 40, 41, 42, 43, 44, 45, 51; } FG Types => All; Results => All;

{ Players => 0, 1, 3, 4, 5, 10, 11, 12, 13, 14, 23, 24, 30, 33, 35, 43; } FG Types => All; Results => All;

Florida St.

Georgia Tech



Florida St.	M/A	%
Field Goals	24/58	41
2 Points	18/35	51
3 Points	6/23	26
Free Throws	6/12	50

Georgia Tech	M/A	%
Field Goals	20/53	38
2 Points	12/26	46
3 Points	8/27	30
Free Throws	13/18	72



Georgia Tech at Florida St.

03/07/23 Greensboro Coliseum, Greensboro, NC
2023 New York Life ACC Men's Basketball Tournament

Officials: Jamie Luckie, Tommy Morrissey, Jerry Heater

Georgia Tech

No	Name	Mins		Score		Points Diff		Points per Min		Assists		Rebounds		Steals		Turnovers	
		On	Off	On	Off	On	Off	On	Off	On	Off	On	Off	On	Off	On	Off
0	Lance Terry	40:00	00:00	61 - 60	0 - 0	1	0	1.52	0.00	12	0	29	0	6	0	5	0
1	Kyle Sturdivant	38:53	01:07	60 - 58	1 - 2	2	-1	1.54	0.90	12	0	28	1	6	0	4	1
3	Dallan "Deebo" Coleman	37:24	02:36	59 - 55	2 - 5	4	-3	1.58	0.77	11	1	28	1	6	0	5	0
4	Ja'von Franklin	40:00	00:00	61 - 60	0 - 0	1	0	1.52	0.00	12	0	29	0	6	0	5	0
13	Miles Kelly	36:57	03:03	58 - 58	3 - 2	0	1	1.57	0.98	11	1	25	4	5	1	5	0
14	Jalon Moore	06:46	33:14	6 - 9	55 - 51	-3	4	0.89	1.65	2	10	6	23	1	5	1	4

Florida St.

No	Name	Mins		Score		Points Diff		Points per Min		Assists		Rebounds		Steals		Turnovers	
		On	Off	On	Off	On	Off	On	Off	On	Off	On	Off	On	Off	On	Off
0	Chandler Jackson	19:51	20:09	31 - 31	29 - 30	0	-1	1.56	1.44	5	9	21	22	2	1	5	4
1	Jalen Warley	28:51	11:09	46 - 46	14 - 15	0	-1	1.59	1.26	13	1	31	12	3	0	6	3
3	Cameron Corhen	28:12	11:48	41 - 45	19 - 16	-4	3	1.45	1.61	10	4	32	11	3	0	6	3
4	Caleb Mills	28:55	11:05	46 - 49	14 - 12	-3	2	1.59	1.26	11	3	28	15	1	2	5	4
5	De'Ante Green	02:46	37:14	6 - 3	54 - 58	3	-4	2.17	1.45	2	12	2	41	1	2	1	8
11	Baba Miller	17:14	22:46	21 - 27	39 - 34	-6	5	1.22	1.71	4	10	19	24	0	3	5	4
12	Tom House	03:07	36:53	6 - 4	54 - 57	2	-3	1.93	1.46	1	13	5	38	1	2	0	9
22	Darin Green Jr.	38:46	01:14	56 - 57	4 - 4	-1	0	1.44	3.24	14	0	42	1	3	0	9	0
24	Naheem McLeod	11:48	28:12	19 - 16	41 - 45	3	-4	1.61	1.45	4	10	11	32	0	3	3	6
35	Matthew Cleveland	20:30	19:30	28 - 27	32 - 34	1	-2	1.37	1.64	6	8	24	19	1	2	5	4

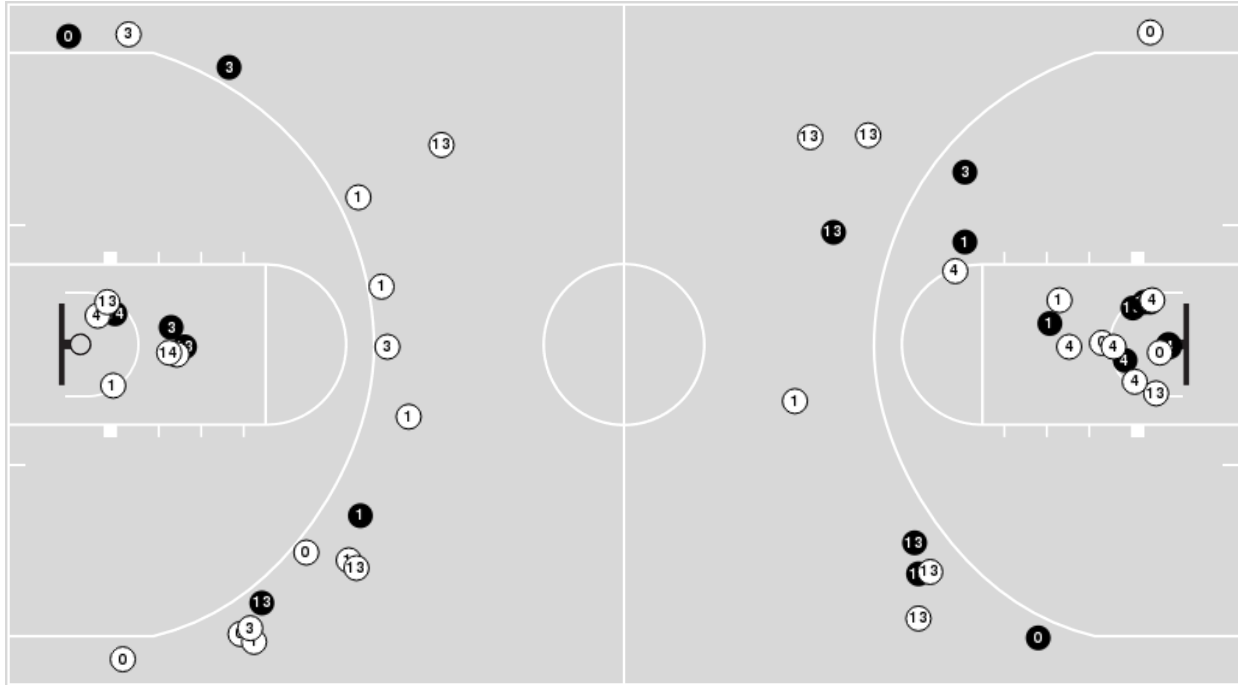


Officials: Jamie Luckie, Tommy Morrissey, Jerry Heater

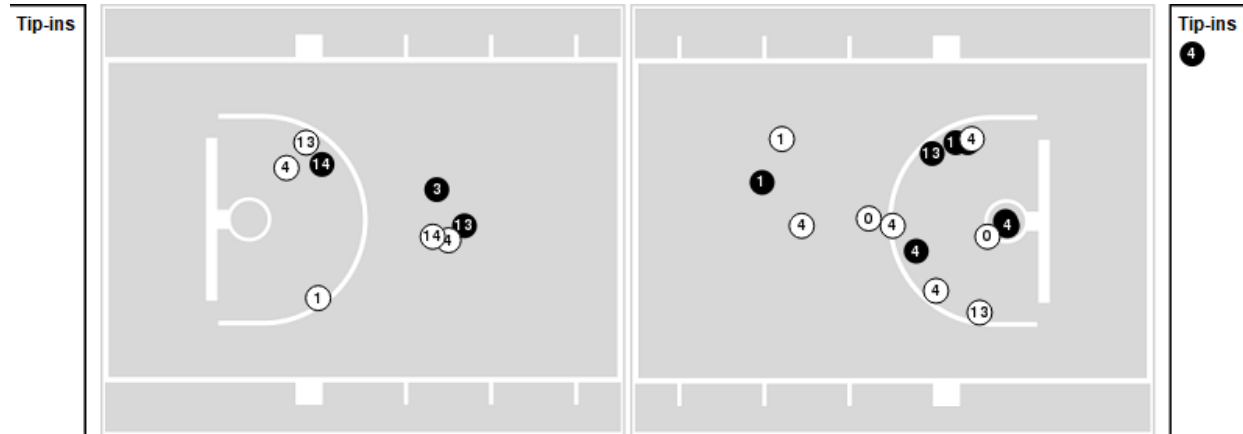
Players => 0, 1, 3, 4, 5, 10, 11, 12, 13, 14, 23, 24, 30, 33, 35, 43FG Types=>AllResults=>All

Georgia Tech

All Field Goals



Blow Up Chart



● Made ○ Missed N - Player Number

Georgia Tech	M/A	%
Field Goals	20/53	38
2 Points	12/26	46
3 Points	8/27	30
Free Throws	13/18	72

Georgia Tech	M/A	%
Points in the Paint	20 (10 / 23)	43
Fast Break Points	0 (0/0)	0
Second Chance Points	6 (4/9)	44
Effective FG%	45	



Official Basketball Shot Chart - Final
Georgia Tech at Florida St.

03/07/23 Greensboro Coliseum, Greensboro, NC
 2023 New York Life ACC Men's Basketball Tournament

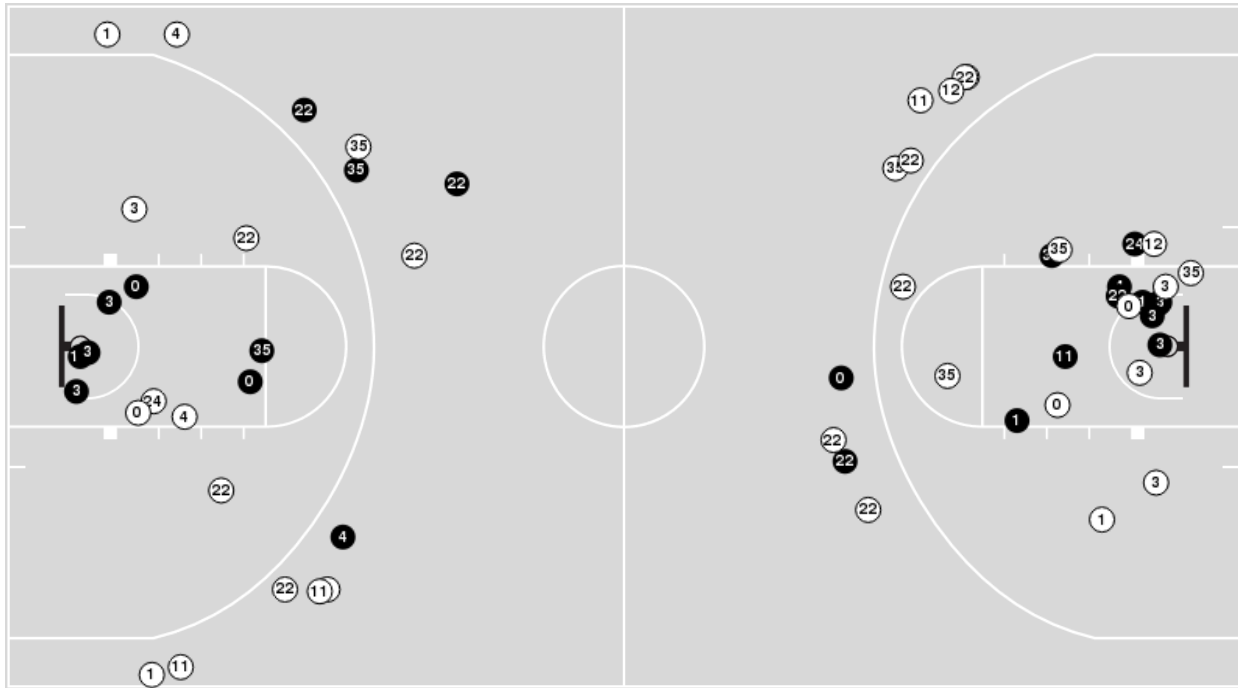
Game Time: 2:00 PM
 Game Duration: 2:06

Officials: Jamie Luckie, Tommy Morrissey, Jerry Heater

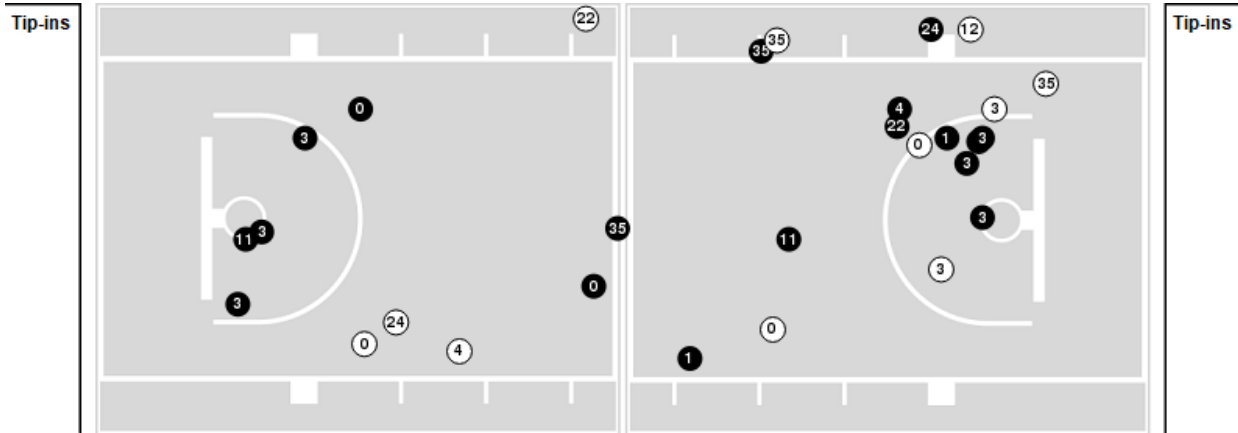
Players => 0, 1, 3, 4, 5, 10, 11, 12, 21, 22, 24, 33, 35, 40, 41, 42, 43, 44, 45, 51 FG Types=>All Results=>All

Florida St.

All Field Goals



Blow Up Chart



● Made ○ Missed N - Player Number

Florida St.	M/A	%
Field Goals	24/58	41
2 Points	18/35	51
3 Points	6/23	26
Free Throws	6/12	50

Florida St.	M/A	%
Points in the Paint	32 (16 / 24)	67
Fast Break Points	5 (2/2)	100
Second Chance Points	11 (5/13)	38
Effective FG%	47	



Officials: Jamie Luckie, Tommy Morrissey, Jerry Heater

Georgia Tech

Lineup	Quarter On	Time On	Quarter Off	Time Off	Time on Court	Score	Score Diff	Reb	Stl	Tov	Ass	PPP
0- Terry L/ 1- Sturdivant K/ 3- Coleman D/ 4- Franklin J/ 13- Kelly M/	1	20:00	1	12:45	07:15	6-10	-4	5	1	1	2	0.6073
0- Terry L/ 1- Sturdivant K/ 3- Coleman D/ 4- Franklin J/ 14- Moore J/	1	12:45	1	09:56	02:49	3-2	1	3	1	0	1	1.0000
0- Terry L/ 3- Coleman D/ 4- Franklin J/ 13- Kelly M/ 14- Moore J/	1	09:56	1	08:49	01:07	1-2	-1	1	0	1	0	0.5319
0- Terry L/ 1- Sturdivant K/ 4- Franklin J/ 13- Kelly M/ 14- Moore J/	1	08:49	1	06:13	02:36	2-5	-3	1	0	0	1	0.6667
0- Terry L/ 1- Sturdivant K/ 3- Coleman D/ 4- Franklin J/ 13- Kelly M/	1	06:13	1	00:14	05:59	9-12	-3	3	1	2	2	0.8272
0- Terry L/ 1- Sturdivant K/ 3- Coleman D/ 4- Franklin J/ 14- Moore J/	1	00:14	2	20:00	00:14	0-0	0	1	0	0	0	0.0000
0- Terry L/ 1- Sturdivant K/ 3- Coleman D/ 4- Franklin J/ 13- Kelly M/	2	20:00	2	00:00	20:00	40-29	11	15	3	1	6	1.3210



Officials: Jamie Luckie, Tommy Morrissey, Jerry Heater

Florida St.

Lineup	Quarter On	Time On	Quarter Off	Time Off	Time on Court	Score	Score Diff	Reb	Stl	Tov	Ass	PPP
1- Warley J/ 3- Corhen C/ 4- Mills C/ 22- Green Jr. D/ 35- Cleveland M/	1	20:00	1	13:27	06:33	10-6	4	9	1	1	2	1.1261
1- Warley J/ 3- Corhen C/ 11- Miller B/ 22- Green Jr. D/ 35- Cleveland M/	1	13:27	1	12:45	00:42	0-0	0	2	0	0	0	0.0000
0- Jackson C/ 1- Warley J/ 11- Miller B/ 22- Green Jr. D/ 35- Cleveland M/	1	12:45	1	12:45	00:00	0-0	0	0	0	0	0	0.0000
0- Jackson C/ 11- Miller B/ 22- Green Jr. D/ 24- McLeod N/ 35- Cleveland M/	1	12:45	1	09:56	02:49	2-3	-1	3	0	1	0	0.5000
0- Jackson C/ 4- Mills C/ 11- Miller B/ 22- Green Jr. D/ 24- McLeod N/	1	09:56	1	06:13	03:43	7-3	4	3	0	1	1	1.4000
1- Warley J/ 3- Corhen C/ 4- Mills C/ 12- House T/ 22- Green Jr. D/	1	06:13	1	05:14	00:59	2-1	1	1	0	0	1	2.0000
0- Jackson C/ 1- Warley J/ 3- Corhen C/ 12- House T/ 22- Green Jr. D/	1	05:14	1	03:06	02:08	4-3	1	4	1	0	0	0.7519
0- Jackson C/ 1- Warley J/ 3- Corhen C/ 11- Miller B/ 22- Green Jr. D/	1	03:06	1	02:46	00:20	0-2	-2	0	0	0	0	0.0000
0- Jackson C/ 1- Warley J/ 3- Corhen C/ 5- Green D/ 22- Green Jr. D/	1	02:46	1	00:14	02:32	6-3	3	2	1	1	2	1.5000
0- Jackson C/ 1- Warley J/ 5- Green D/ 22- Green Jr. D/ 24- McLeod N/	1	00:14	2	20:00	00:14	0-0	0	0	0	0	0	0.0000
1- Warley J/ 3- Corhen C/ 4- Mills C/ 22- Green Jr. D/ 35- Cleveland M/	2	20:00	2	18:10	01:50	0-3	-3	0	0	0	0	0.0000
1- Warley J/ 4- Mills C/ 22- Green Jr. D/ 24- McLeod N/ 35- Cleveland M/	2	18:10	2	13:08	05:02	10-10	0	5	0	1	3	1.3441
1- Warley J/ 3- Corhen C/ 4- Mills C/ 11- Miller B/ 22- Green Jr. D/	2	13:08	2	13:08	00:00	1-0	1	0	0	0	0	2.2727
0- Jackson C/ 3- Corhen C/ 4- Mills C/ 11- Miller B/ 22- Green Jr. D/	2	13:08	2	09:45	03:23	1-4	-3	5	0	1	0	0.2577
0- Jackson C/ 3- Corhen C/ 4- Mills C/ 11- Miller B/ 35- Cleveland M/	2	09:45	2	08:31	01:14	4-4	0	1	0	0	0	2.0000
0- Jackson C/ 3- Corhen C/ 11- Miller B/ 22- Green Jr. D/ 35- Cleveland M/	2	08:31	2	08:31	00:00	0-1	-1	0	0	0	0	0.0000
1- Warley J/ 3- Corhen C/ 11- Miller B/ 22- Green Jr. D/ 35- Cleveland M/	2	08:31	2	06:11	02:20	2-0	2	4	0	2	1	0.5814
1- Warley J/ 3- Corhen C/ 4- Mills C/ 11- Miller B/ 22- Green Jr. D/	2	06:11	2	03:28	02:43	4-10	-6	1	0	0	2	1.0309
0- Jackson C/ 1- Warley J/ 3- Corhen C/ 4- Mills C/ 22- Green Jr. D/	2	03:28	2	00:00	03:28	7-8	-1	3	0	1	2	1.4000



Officials: Jamie Luckie, Tommy Morrissey, Jerry Heater

Georgia Tech

Lineup	Time	Score	Score Diff	Pts/Min	Reb	Stl	Tov	Ass	PPP
0- Terry L/ 1- Sturdivant K/ 3- Coleman D/ 4- Franklin J/ 13- Kelly M/	33:14	55-51	4	1.6550	23	5	4	10	1.0776
0- Terry L/ 1- Sturdivant K/ 3- Coleman D/ 4- Franklin J/ 14- Moore J/	03:03	3-2	1	0.9836	4	1	0	1	1.0000
0- Terry L/ 1- Sturdivant K/ 4- Franklin J/ 13- Kelly M/ 14- Moore J/	02:36	2-5	-3	0.7692	1	0	0	1	0.6667
0- Terry L/ 3- Coleman D/ 4- Franklin J/ 13- Kelly M/ 14- Moore J/	01:07	1-2	-1	0.8955	1	0	1	0	0.5319



Officials: Jamie Luckie, Tommy Morrissey, Jerry Heater

Florida St.

Lineup	Time	Score	Score Diff	Pts/Min	Reb	Stl	Tov	Ass	PPP
1- Warley J/ 3- Corhen C/ 4- Mills C/ 22- Green Jr. D/ 35- Cleveland M/	08:23	10-9	1	1.1928	9	1	1	2	0.9191
1- Warley J/ 4- Mills C/ 22- Green Jr. D/ 24- McLeod N/ 35- Cleveland M/	05:02	10-10	0	1.9868	5	0	1	3	1.3441
0- Jackson C/ 4- Mills C/ 11- Miller B/ 22- Green Jr. D/ 24- McLeod N/	03:43	7-3	4	1.8834	3	0	1	1	1.4000
0- Jackson C/ 1- Warley J/ 3- Corhen C/ 4- Mills C/ 22- Green Jr. D/	03:28	7-8	-1	2.0192	3	0	1	2	1.4000
0- Jackson C/ 3- Corhen C/ 4- Mills C/ 11- Miller B/ 22- Green Jr. D/	03:23	1-4	-3	0.2956	5	0	1	0	0.2577
1- Warley J/ 3- Corhen C/ 11- Miller B/ 22- Green Jr. D/ 35- Cleveland M/	03:02	2-0	2	0.6593	6	0	2	1	0.4505
0- Jackson C/ 11- Miller B/ 22- Green Jr. D/ 24- McLeod N/ 35- Cleveland M/	02:49	2-3	-1	0.7101	3	0	1	0	0.5000
1- Warley J/ 3- Corhen C/ 4- Mills C/ 11- Miller B/ 22- Green Jr. D/	02:43	5-10	-5	1.8405	1	0	0	2	1.1574
0- Jackson C/ 1- Warley J/ 3- Corhen C/ 5- Green D/ 22- Green Jr. D/	02:32	6-3	3	2.3684	2	1	1	2	1.5000
0- Jackson C/ 1- Warley J/ 3- Corhen C/ 12- House T/ 22- Green Jr. D/	02:08	4-3	1	1.8750	4	1	0	0	0.7519
0- Jackson C/ 3- Corhen C/ 4- Mills C/ 11- Miller B/ 35- Cleveland M/	01:14	4-4	0	3.2432	1	0	0	0	2.0000
1- Warley J/ 3- Corhen C/ 4- Mills C/ 12- House T/ 22- Green Jr. D/	00:59	2-1	1	2.0339	1	0	0	1	2.0000
0- Jackson C/ 1- Warley J/ 3- Corhen C/ 11- Miller B/ 22- Green Jr. D/	00:20	0-2	-2	0.0000	0	0	0	0	0.0000
0- Jackson C/ 1- Warley J/ 5- Green D/ 22- Green Jr. D/ 24- McLeod N/	00:14	0-0	0	0.0000	0	0	0	0	0.0000
0- Jackson C/ 1- Warley J/ 11- Miller B/ 22- Green Jr. D/ 35- Cleveland M/	00:00	0-0	0	NaN	0	0	0	0	0.0000
0- Jackson C/ 3- Corhen C/ 11- Miller B/ 22- Green Jr. D/ 35- Cleveland M/	00:00	0-1	-1	NaN	0	0	0	0	0.0000